



# Pathways to Better Nutrition

FINDINGS FROM NEPAL

July 18 2016

Madhukar B. Shrestha

SPRING Project, HKI

\*The PBN Nepal Team includes:

Amanda Pomeroy Stevens , Kusum Hachhethu, Monica Biradavolu,, Robin Houston, Indu Sharma, Jolene Wun, Manisha Shrestha. Special Advisor: Dr. Madhu Devkota




# Background: Nepal's Multi-sector Nutrition Plan (MSNP)

**Multi-sectoral:** Health, Agriculture, Livestock, Women & Child, Education, Urban Development, and Local Governance

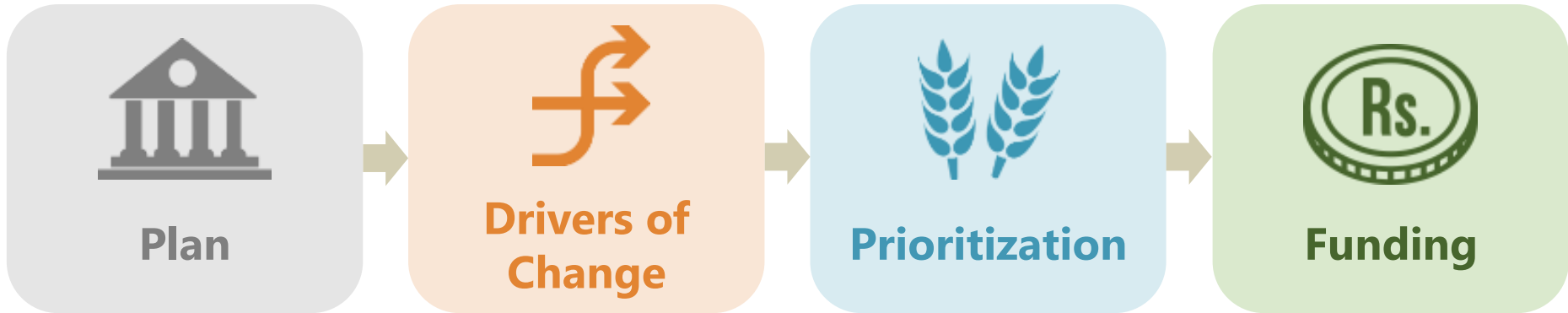
Aims to accelerate the reduction of maternal and child undernutrition in Nepal through multi-sectoral collaboration

Provides an **Activity listing** with responsible ministries identified

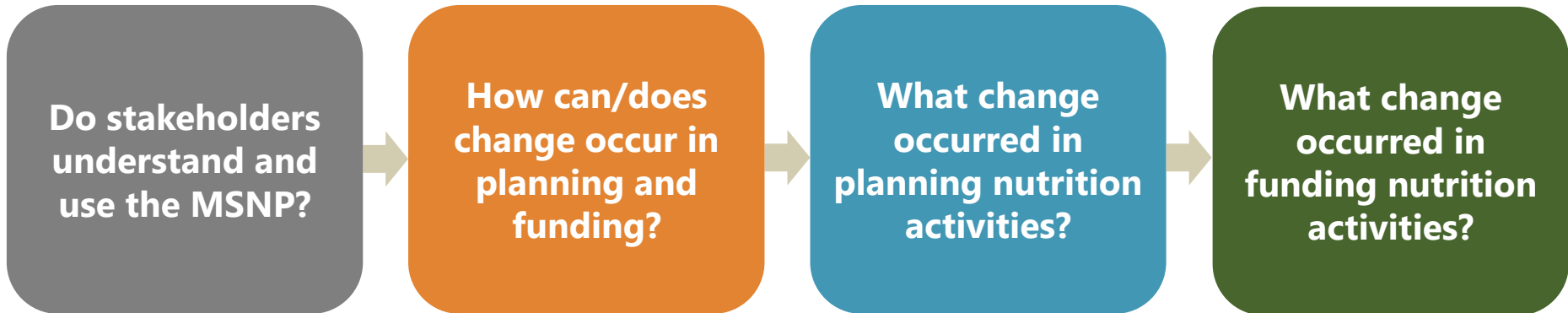


# PBN Study Aims

## SPRING'S PBN STUDY TRACKED:



## KEY RESEARCH QUESTIONS:



# PBN Study Essentials

- Mixed Method (Qualitative and Quantitative)
- Longitudinal (2014 – 2016)
- Multi-level (National and in 3 Districts)
- Based on MSNP Activity Matrix and Outputs



# PBN Study Methods

## Qualitative Data

- Repeated Key Informant Interviews with over 120 stakeholders from :
- Plus weekly newspaper review of over 280 articles
- MSNP-related meeting notes were also included



## Quantitative Data

- Budget data from Red Book, Aid Management Portal, and Prototype district MSNP plans
- 28 validation interviews with sector planning offices and selected EDPs

*\* These two groups were not included in the Budget Analysis*

Qualitative analysis of combined dataset done in Nvivo

Quantitative analysis of government and EDP dataset done in Excel and Stata






## MAIN RESULTS

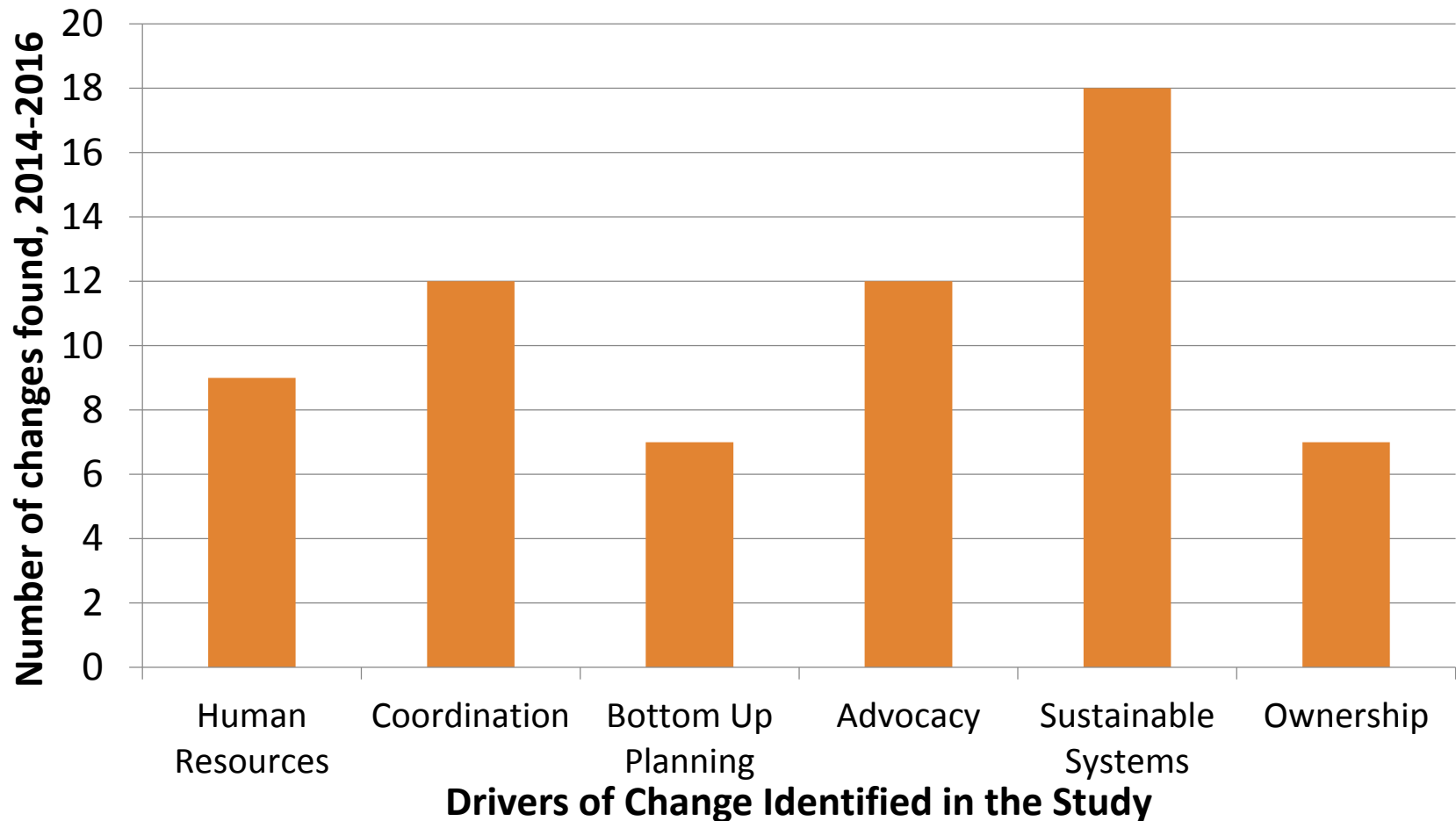
**The MSNP increased  
priority and financing  
for nutrition between  
2014 – 2016.**



# Understanding of MSNP



# MSNP's Influence on Drivers of Change





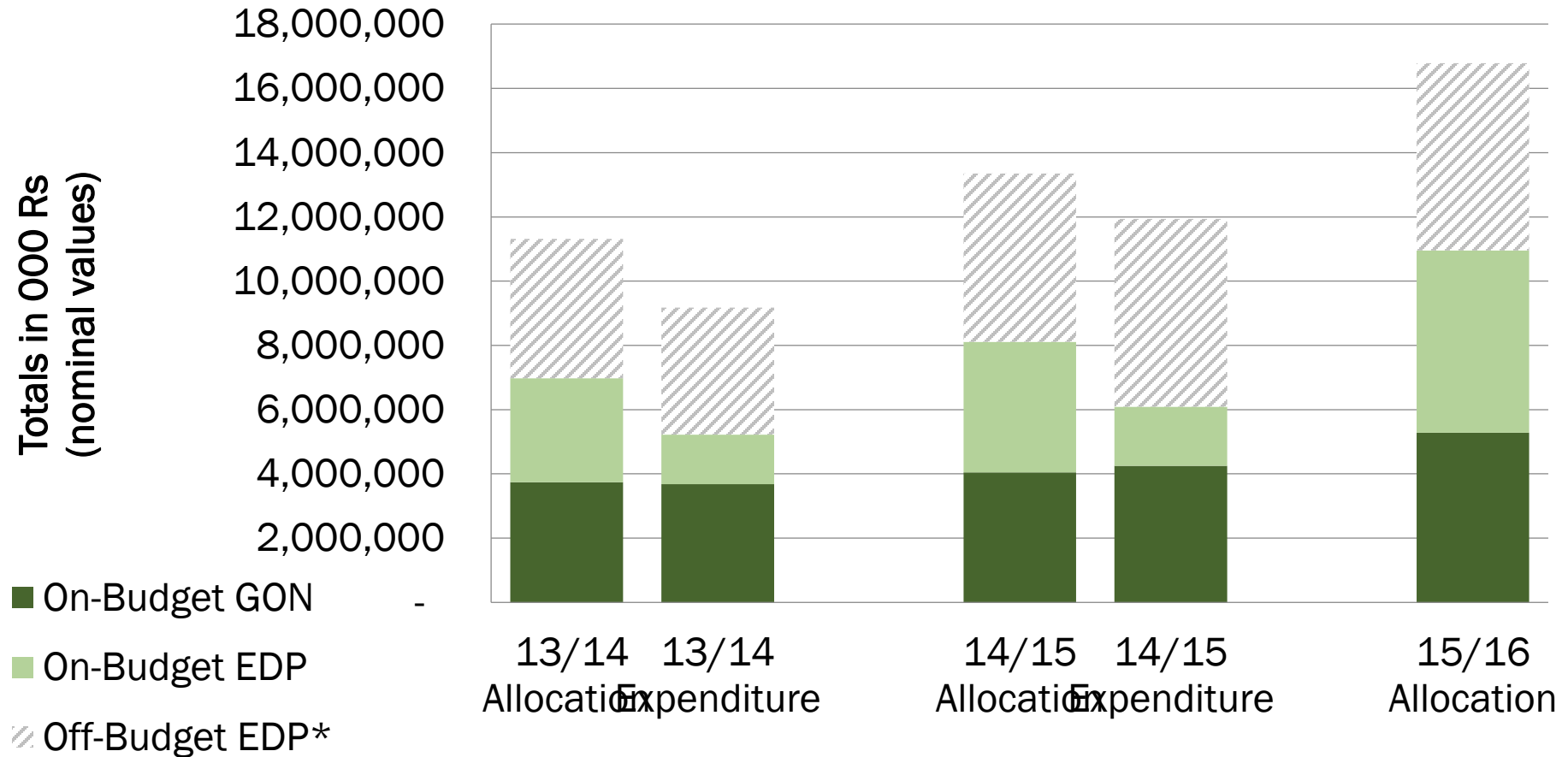
# How Has the Priority of Nutrition Changed?

Sector	Govt.	Donor	UN	CSO	Private
Agriculture	↑	↘	→		→
Education	↔		→		
Federal Affairs/Local Government	↑	→			
Health	↑	↑	↑	↘	
Gender & Social Welfare	↘				
Water & Sanitation/Urban Dev.	→	Could not be assessed			



# Is Funding for Nutrition Allocated and Spent?

*Total (On- and Off-budget) allocations increased each year. GoN funds for nutrition were generally spent down more efficiently than on-budget donor funds*



# How has MSNP influenced Funding for Nutrition?

***Projects aligned with, or created because of, the MSNP accounted for 28% of total nutrition allocations in 2072/73***

Project aligned with, or created because of, MSNP:
Suaahara
Sunaula Hazar Din (Golden 1,000 Days)
Agriculture and Food Security Project (AFSP)
Scaling Up Nutrition Multi- partners Trust Funds (SUN MPTF) for Civil Society Mobilization
Multisector Nutrition Program (MSNP line item)
MSNP Support for Health Sector
Poshan Ko Laagi Haatemalo*
Ad Hoc Support for NNFSS Positions & NFS Portal

These projects totaled ~5 billion Rs in 2072/73





**This evidence supports  
process improvement for  
MSNP implementation,  
which improves nutritional  
outcomes.**



Thank  
you

SPRING is

*Evidence-based.*

*Country-led.*

*Results-driven.*

*Improving lives through  
better nutrition.*

[www.spring-nutrition.org/pbn](http://www.spring-nutrition.org/pbn)



[www.spring-nutrition.org](http://www.spring-nutrition.org)