

Tufts

UNIVERSITY

FACT BOOK 2016-2017



TABLE OF CONTENTS

TABLE OF CONTENTS	III
PREFACE	1
UNIVERSITY VISION STATEMENT	2
HISTORY	3
Selected Highlights of 2016	5
Aspects of Tufts University History	9
Presidents	19
ORGANIZATION	21
Trustees	23
Trustee Committees	25
Boards of Advisors	26
Administrative Committees	32
Administrative Organization	36
Central University Administration	39
Department Chairs and Program Chairs	41
Faculty Committees	43
Student Government	46
ACADEMIC PROGRAMS & ACTIVITIES	49
Degree Programs and Colleges	51
Continuing Educational Programs	55
Other Educational Programs	57
Student Resources	58
Religious, Cultural, and Special Interest Programs	59
Athletics	64
RESEARCH AND EDUCATION CENTERS	67
STUDENTS	75
SAT Reasoning Test Scores of Entering Class	77
Admissions Statistics—Undergraduate	78
Admissions Statistics—Graduate & Professional	79
Characteristics of Entering Classes—Undergraduate	81
Characteristics of Entering Classes—Graduate and Professional	82
Full-Time Student Enrollment	84
Part-Time Student Enrollment	85
Undergraduate Full-time/Part-time Student Enrollment by Class	86
Degree-seeking Students by Race/Ethnicity and Gender – Federal Methodology	87
Degree-seeking Students by Race/Ethnicity and Gender – All races selected	89
Geographic Distribution of Students by State/Territory	91
International Students by Country	93
International Students by Leading Country	95
International Students Enrolled in Summer English Language Program	96
Summer Session Enrollments	97
Student-Faculty Ratio	97
Tuition Rates	98
Undergraduate Charges Relative to Comparison Group	99
Need-based Aid from Tufts: Family Income and Awards	99
Student Financial Aid	100
Undergraduate Financial Aid Selected Statistics	102
Historical Graduation and Retention Rates	103
Graduating Seniors by Major: First, Second, and Third Majors	104
Graduate Degrees Granted by School and Subject	106
Graduate Degrees Granted by School Totals, Including Quantity to Date	108
Certificate Degrees Granted	109
Degrees Granted by School	110
Degrees Granted by School, Summary	111

Dual Degrees Granted.....	112
Summary of Degrees Granted.....	113
UNIVERSITY STAFF	115
Paid Personnel	117
Paid Personnel by EEOC Category.....	118
Paid Personnel by Race/Ethnicity, Gender, and Full/Part-time Status – Federal Methodology	119
Paid Personnel by Race/Ethnicity, Gender, and Full/Part-time Status – All races selected	120
Paid Personnel by Home Address.....	121
All Persons Holding Paid Faculty Appointments	123
Titles of Persons Holding Faculty Appointments, Paid or Unpaid	126
Full- and Part-time Faculty by School, Race/Ethnicity and Gender – Federal Methodology	133
Full-time Faculty by School, Race/Ethnicity and Gender – Federal Methodology	134
Part-time Faculty by School, Race/Ethnicity and Gender – Federal Methodology	135
Full- and Part-time Faculty by School, Race/Ethnicity and Gender – All races selected	136
Full-time Faculty by School, Race/Ethnicity and Gender – All races selected	137
Part-time Faculty by School, Race/Ethnicity and Gender – All races selected	138
Faculty by Rank and Tenure Status	139
Average Full-Time Faculty Salary	142
International Faculty and Scholars by Country.....	143
Holders of Endowed and Term Professorships	145
FACILITIES.....	151
Construction Update	153
Residential Housing.....	155
Special Programs in Residence	156
Classrooms—by Building and Usage.....	158
Total Areas by Room Type	160
Tufts University Greenhouse Gas Emissions	161
Tufts University Solid Waste Data	161
Buildings and Square Footage by Campus	161
Libraries—Descriptions	162
Library Collections	165
Library Statistics	166
Library Expenditures.....	167
FINANCE	169
Operating Budgets—By School	171
Endowment and Funds Functioning as Endowment.....	172
Additions to and Deductions from Endowment and Funds Functioning as Endowment.....	173
Endowment Summary	173
Private Contributions and Grants	174
Sponsored Research	175
TUFTS IN CONTEXT	179
Accreditation	181
Medal Recipients	182
Honorary Degrees Awarded	185
Alumni and Alumnae.....	186
Living Alumni and Alumnae Total Breakdown	187
Alumni Relations at Tufts.....	187
ACKNOWLEDGMENTS	189
PHOTO CREDITS.....	190
SOURCES.....	191

Preface

The Tufts University Fact Book 2016-2017 is a compilation of basic information about Tufts, covering its history, programs, students, staff, facilities and finances.

The data collected represents the Fall 2016 semester, except where noted. The University is a dynamic entity, and changes occur frequently. Updated University information is available online at <http://www.tufts.edu>, as well as at the various websites listed throughout this publication.

It is our belief that this information should be available to anyone interested in Tufts University. Wherever possible, we have provided historical data. The Office of Institutional Research & Evaluation website: <http://provost.tufts.edu/institutionalresearch>, contains most of the information found in this publication.

The most current information (including updates and corrections) is posted there. For additional information, visit the Tufts University Consumer Information (TUCI) page: <http://provost.tufts.edu/institutionalresearch/tuci/>.

On July 1, 2016, the School of the Museum of Fine Arts (SMFA) became part of Tufts, and this edition of the Fact Book therefore includes information about SMFA students, faculty, and staff where relevant. Because of Tufts' prior relationship with the SMFA, previous editions of the Fact Book have counted some SMFA students as enrolled at Tufts. Specifically, MFA and MAT (Art Education) students have historically been included in the Graduate School of Arts and Sciences (GSAS) enrollment counts, and five-year BFA+BA/BS students have been counted in the undergraduate Arts and Sciences enrollment counts. In this year's Fact Book, we continue to count these students in the same manner. For data reflecting Fall 2016, we have added counts of students who are seeking a BFA only, along with counts of students seeking studio art diplomas and certificates. Faculty and staff counts for the SMFA have additionally been incorporated. The MFA, BFA, and MAT (Art Education) degrees have always been awarded by Tufts, and so have always been itemized in our degree counts. In future editions of the Fact Book, all additional SMFA degrees will be added.

We believe that most users of this publication use the paper publication as a starting point, and then use online resources to access the most current, up-to-date, information.

Various University departments are responsible for collecting the information presented here. We wish to thank everyone who assisted in this production. As always, we encourage your comments and suggestions.

Lynne R. Freeman

Special Projects Administrator & Managing Editor

Jessica Sharkness

Director of Institutional Research and Evaluation & Contributing Editor

Dawn Geronimo Terkla

Associate Provost

University Vision Statement Adopted by the Board of Trustees, Fall 2013

Vision

To be an innovative university of creative scholars across a broad range of schools who have a profound impact on one another and the world.

Mission

Tufts is a student-centered research university dedicated to the creation and application of knowledge. We are committed to providing transformational experiences for students and faculty in an inclusive and collaborative environment where creative scholars generate bold ideas, innovate in the face of complex challenges, and distinguish themselves as active citizens of the world.



Undergraduate students in front of the Jumbo statue, Oct. 12, 2015

HISTORY



School of the Museum of Fine Arts, August 25, 2016

Selected Highlights of 2016

Leadership

Linda Abriola, former dean of the School of Engineering, was tapped in February to lead the Tufts Institute of the Environment.

Joseph Auner, professor of music, was appointed academic dean for the School of Arts and Sciences in May.

Nancy Bauer, an academic dean and philosophy professor in the School of Arts and Sciences was named dean of the School of Museum of Fine Arts at Tufts in April.

Diana Chigas, F88, A20P, professor of the practice in international negotiation and conflict resolution at the Fletcher School, was named associate provost and senior international officer for the university in October.

Rocco DiRico joined Tufts in August as co-director of Community Relations.

Ed Ellison, A83, became the new executive director of the Office of Alumni Relations in July.

Lisa Lowe, a professor of English who also teaches in programs of the Consortium of Studies in Race, Colonialism and Diaspora, became director of the Center for the Humanities at Tufts in July.

Simin Nikbin Meydani, director of the Jean Mayer USDA Human Nutrition Research Center on Aging at Tufts, was appointed the university's vice provost for research in August.

Karen Richardson was selected as the new dean of undergraduate admissions and enrollment management in June.

University Initiatives

Tufts Global Reach, a new series of events designed to bring the best of Tufts to alumni and friends around the world, debuted in Hong Kong January 15-17.

In March, Tufts announced that the **1+4 Bridge-Year Service Learning Program** will partner with City Year to allow participants to volunteer in high-need urban school districts in the United States. The domestic sites complement international placement opportunities in Brazil, Nicaragua and Spain.

Tisch College was renamed the **Jonathan M. Tisch College of Civic Life** in April, a change that more clearly defines its mission.

The **Tufts Effectiveness in Administrative Management (TEAM)** initiative, which launched in 2012, wrapped up in June after having achieved administrative efficiencies in key areas. Highlights of TEAM include: Tufts Support Services (TSS), a new Budget Center, reorganized communications and marketing teams, and Tufts Technology Services (TTS), the university's first comprehensive IT service organization

A university-wide **Faculty Senate** was approved by the Board of Trustees in November. The consultative body will partner with senior administrators to enhance university governance.

Undergraduate Admissions joined a group of universities and colleges nationwide that are accepting the **Coalition for Access, Affordability and Success** application, which helps prospective students and their families identify colleges and universities with the financial aid resources that match their need.

The Fletcher School established a new **Climate Policy Lab** that will offer expert analysis and advice to policymakers as they implement the Paris Agreement on Climate Change.

Selected Highlights of 2016, Continued

Milestones

The **School of the Museum of Fine Arts** in Boston officially became part of the School of Arts and Sciences in July. The school is now called the School of the Museum of Fine Arts at Tufts.

The Cummings School of Veterinary Medicine marked the near completion of a major renovation to the 30-year-old **Henry and Lois Foster Hospital for Small Animals** with the opening of a new waiting/reception area in September. The school also broke ground on an **Equine Sports Medicine Complex**.

The **undergraduate Class of 2020** earned the title of most selective ever: just 14.3 percent of a record 20,223 applicants were admitted. The incoming class included the first students to enroll in the School of the Museum of Fine Arts at Tufts.

South Hall, an undergraduate residence, was renamed on September 23 to honor **Bernard W. Harleston**, H98, trustee emeritus. A psychologist and former dean of the Faculty of Arts and Sciences, Harleston was the first African-American hired to a tenure-track position at Tufts. He helped launch the first program to recruit African-American students and students from under-resourced schools.

In October, the university celebrated the newest addition to its permanent art collection with the unveiling of **Fold XII by Sam Gilliam**, an artistic innovator who is considered one of America's greatest living abstract painters and a leading light in the current renaissance of African-American art.

Anniversaries

The **Institute for Global Leadership (IGL)** celebrated its 30th anniversary on May 7.

The **Center for Engineering Education and Outreach (CEEEO)** held its 20th anniversary celebration on October 23.

In November, the School of Dental Medicine celebrated the 40th anniversary of the **Tufts Dental Facilities**, a network of clinics the school operates across Massachusetts to provide comprehensive oral health-care services for individuals with intellectual, developmental and/or physical disabilities.

Philanthropy

Fundraising achievement for the fiscal year ending June 30 totaled \$151 million, exceeding the \$125 million goal for the year. It was the highest single-year total since 2008.

The four-year **Financial Aid Initiative** concluded on June 30, with hundreds of donors giving a total of \$95 million to create new endowed scholarships or contribute to existing ones.

A \$15 million gift to the **Jonathan M. Tisch College of Civic Life** from Lizzie and Jonathan Tisch, A76, vice chair of the Board of Trustees, will endow professorships in the emerging field of civic studies, support ongoing research about youth voting and political engagement, and expand opportunities for students of all socioeconomic backgrounds to participate in service learning, leadership development programs, and internships.

The **Jaharis Family Foundation Inc.** donated \$15 million to the School of Medicine to build a state-of-the art gross anatomy lab and encourage students to pursue careers in family medicine by alleviating some of their debt prior to graduation.

Tufts set a new record for a single day of fundraising on **Giving Tuesday** (November 29), when 4,014 donors contributed more than \$1 million to the university.

Selected Highlights of 2016, Continued

Notable

Fletcher School Dean **James Stavridis**, F83, F84, in April was elected to the American Academy of Arts and Sciences.

Lisa Lowe, a professor of English in the School of Arts and Sciences; **Athena Papas**, J67, who heads the division of oral medicine at the School of Dental Medicine; and **Jeswald Salacuse**, Henry J. Braker Professor of Law at the Fletcher School, were appointed Distinguished Professors, an honorary title reserved for a handful of senior faculty at Tufts who have made exceptional contributions to their disciplines, their students and the university as teachers and scholars.

Bill Gehling, A74, G79, a senior advisor in University Advancement, received the Hosea Ballou Medal in October in recognition of his exceptional service to the university, including 16 years as director of athletics.

Nikhil U. Nair, an assistant professor of chemical and biological engineering, received the 2016 National Institutes of Health Director's New Innovator Award in the fall for his work on engineering naturally occurring, safe gut bacteria to treat certain genetic disorders that affect patients from birth.

David R. Walt, a University Professor and Howard Hughes Institute Professor, was elected to the National Academy of Medicine in October in recognition of his stellar career as a chemist, engineer, innovator and entrepreneur. His laboratory at Tufts is known for its pioneering technology for disease detection and cancer diagnostics.

Shafiqul Islam, a professor of civil and environmental engineering, in November was a co-recipient of the 7th Prince Sultan Bin Abdulaziz International Prize for Water (PSIPW) Creativity Award for his work in advancing an early warning system for cholera outbreaks.

Diane Souvaine, a professor of computer science, was named a Fellow of the American Association for the Advancement of Science in November.

Hilde H. Tillman, D49, and **Esther M. Wilkins**, D49, were honored in December with Dean's Medals from the School of Dental Medicine. Tillman is a clinical professor emerita and a leading champion of geriatric dentistry. Wilkins, who passed away in December at the age of 100, was a clinical professor emerita of periodontology and published the definitive text on dental hygiene.

Kelly M. Greenhill, a professor of political science in the School of Arts and Sciences, was awarded a National Endowment for the Humanities Fellowship in December to further her research on how rumors, conspiracy theories, myths, propaganda and entertainment media influence the beliefs and decision-making of individuals and governments.

Tufts Athletics

The Jumbos opened the **2016 football season** on September 24 by playing the first home night game in school history, beating Wesleyan 17-14. The team ended its season with a 7-1 record, the best since 1998.

Tufts field hockey won the New England Small College Athletic Conference championship on November 6 with a 3-1 victory over Middlebury College.

The **men's soccer** team won its second NCAA Division III Championship in three years with a double-overtime 1-0 shutout of Calvin College on December 3.

Selected Highlights of 2016, Continued

Speakers on Campus

Civil rights leader and U.S. congressman **John Lewis** delivered the Alan D. Solomont Lecture on Citizenship and Public Service on April 5.

CNN anchor **Anderson Cooper** discussed contemporary media issues at the Edward R. Murrow Forum on Issues in Journalism on April 11 in Cohen Auditorium.

Political strategists **Beth Myers**, J79, a senior advisor to Mitt Romney's 2012 presidential campaign, and **David Axelrod**, senior strategist for Barack Obama's 2008 and 2012 campaigns, were at Tufts on April 13 as part of the Tisch College Distinguished Speaker Series.

Arianna Huffington, journalist, author, commentator and co-founder of the *Huffington Post*, delivered the Class Day speech at the Fletcher School on May 21.

Hank Azaria, A87, actor, producer and comedian, delivered the commencement address on May 22, when he also received an honorary Doctor of Humane Letters degree.

David Gregory, former moderator of NBC's *Meet the Press*, on October 17 led a panel discussion on the presidential campaign. The event was part of his semester-long appointment as a professor of the practice at Tisch College.

In Memoriam

Sylvan Barnet, beloved English professor and noted Shakespeare scholar, died on January 11. He introduced generations of college students to the English bard through the Signet Classic Shakespeare series, for which he served as general editor.

Aspects of Tufts University History

1852 Charter issued to Trustees of Tufts College, representing the first venture into higher education of the Universalist Church, which had founded more than a dozen academies by that date. Tufts was the 163rd institution of higher education chartered in the United States. Charter prohibits a religious test for either faculty or students.

1853 Hosea Ballou II agrees to serve as the first President, at a salary of \$800. Cornerstone laid for the college building (later Ballou Hall), on 20 acres of land donated by Charles Tufts. By 1866 the college would own over 120 acres, the bulk of the total from further gifts from Mr. Tufts.

1854 Tufts College opens with seven students and four professors.

1855 A second building is constructed to serve as a dormitory. Initially known as West Hall, it was renamed Middle Hall in 1886 and served as the college library. Finally, in 1910, it was renamed Packard Hall in honor of Silvanus Packard, an early and important benefactor of the college.

1857 First Commencement, with three students graduating.

1860 East Hall dormitory constructed, with matching support by state legislature and private donors. Tufts Alumni Association is formed.

1861 Hosea Ballou II dies. Tufts enrollment totals 53; library has 6,000 volumes. Accumulated deficit exceeds \$17,000.



West Hall, 1871

1862–1864 Alonzo Ames Miner elected President. He served without salary until 1866, when he received \$3,000. Reservoir for Charlestown constructed on hilltop. Adoption of three-year Bachelor of Philosophy program, parallel with four-year AB program, but substituting one modern language for one ancient language. Receipt of balance of proceeds from state legislature stabilizes college finances. Total college enrollment in 1864–65 was 46.

1865–1866 Baseball opens intercollegiate sports with loss to Brown. Football appeared in 1864–65, played in the spring, because baseball dominated the fall. Three-year program in Civil Engineering introduced, adding emphasis on mathematics and engineering to a basically liberal arts curriculum. Charter restriction on granting medical degrees removed.

1869 With a bequest from Mr. Packard, a Divinity School was started. A three-year course of study led to the Bachelor of Divinity degree with no tuition charge. In 1871–72 the program was lengthened to four years. By 1877–78 there were 25 students enrolled.

1870 Annual tuition was raised from \$35 to \$60. Professors receive a maximum \$2,500 annual salary. This was reduced to a maximum of \$2,000 in 1877 as an emergency measure; and remained at that level for thirty years.

1872 West Hall constructed.

1874 President Miner resigns. College assets total over \$1,000,000.

1875 Elmer Hewitt Capen elected President. Enrollment totals 56, exclusive of the Divinity School.

1876 Master's degree no longer given "in course" (fee payment plus continued existence for three years past graduation). These had been given since 1861. Earned Master's degrees offered for minimum one-year study in two departments. By 1886, 20 Master's degrees conferred; 1886–1896, 40; 1896–1906, 80. Some of these were Bachelor's/Master's degrees given simultaneously on completion of all requirements, often in four years.

1877 Tuition and fees total \$100; continuing financial problems.

1878 Charter amendment raises number of Trustees from 23 to 30.

1879 Total enrollment, 102.

1881–1882 Trustee bylaws provide that faculty appointments can be made without express limitation of time, but Trustees reserve right to dismiss at any time. A capital drive nets \$150,000. Some land has to be sold at various points in 1880s and 1890s to meet budget crises. Goddard Chapel completed.

1883 Engineering degree becomes Bachelor of Mechanic Arts. Electrical Engineering program started, though a formal department was not created until 1890. Master of Mechanic Arts degree offered with similar requirements to Master's degrees in Letters.

You can Aspects of Tufts University History, Continued

1884 Barnum Museum for Natural History constructed. West wing was expanded in 1894; East wing, 1934–35; Dana Laboratory, 1963–64.

1887 Dean Hall dormitory constructed. Razed in 1963 for Fletcher expansion.

1890 Charter amendment allows Trustees to “establish and maintain a preparatory school” (for engineering).

1893 The Medical School of Tufts College opened its doors in October, with a student body of 80.

1896 First females graduate from Tufts University.

1899 Through an act of the state legislature, the Boston Dental College became Tufts College Dental School and was given the right to confer a Doctorate of Dental Medicine degree. The first mention of research being carried on was made, accompanied by a plea for funds to assist various projects.

1901 A new three-story medical/dental facility opened, at a cost to build of \$110,000, on the corner of Huntington Avenue and Bryant Street.



Goddard Chapel, 1910

1902 The Dental School expanded its course of study to a four-year program.

1903 Medical School enrollment, 384 (largest in New England, 7th of 175 schools in the U.S.) and a faculty of 103. Students were 97% from New England, 80% from Massachusetts. Admission was by high school diploma or equivalent; about half of freshmen were not promoted to second year.

1903–1904 A special five-year AB/BD degree introduced to get better students for the Divinity School.

1904 Medical and dental tuition rose to \$150. Experimental five-year AB/BS degree introduced.

1904–1905 Engineering enrollment: 177; 1905–06: 188; 1906–07: 218. Severe overcrowding, limited faculty.

1905 Divinity School enrollment continues to shrink despite absence of tuition or room charge. Carnegie Foundation establishes pension system for teachers. All Tufts schools qualify except the Divinity School, because of religious ties. Teachers Insurance and Annuity Association (TIAA) founded in 1919, but Tufts could not join for many years thereafter. President Capen dies; Frederick William Hamilton takes office in 1906 after serving as Acting President in 1905. At the 50th anniversary of its opening, Tufts enrollment totals about 1,000; instructional staff of 175; the College is 38th in size in the country.

1906 Serious financial difficulties in the Hill schools lead to sale of substantial block of land. Albert Crane leaves \$100,000 bequest to endow Divinity School, which is renamed Crane Theological School. Continuing concern with admissions numbers and quality. All five seniors elected to Phi Beta Kappa were women.

1906–1907 Tuition at Hill schools rose to \$125. Women make up 70% of entering class to College of Letters.

1907 Engineering requirements for admission same as for College of Letters, except for advanced work in ancient languages. For degree, 10 credit hours more than for AB. Arts and Sciences faculty decided to admit no more students to PhD programs. Charter amendment designated 10 Trustee positions to be filled by alumni; Board of Overseers dissolved.

1908 New library, gift of Andrew Carnegie, ready but unopened for two years for lack of operating funds. Named for Rev. Charles Eaton at request of Mrs. Carnegie.

1909 The Graduate School of Arts and Sciences is established.

1910 Addition of 4th floor to Huntington Avenue building. Charter change created separate Jackson College for Women, opened with 54 students from the College of Letters, 6 transfers, 2 special students, and 23 new students. Housed academically in Miner Hall, as Crane is moved to Middle Hall. Separate classes from men, except where small number or inadequate lab space mandated coeducation. Women offered choice of Jackson College or Tufts degrees. Carnegie report on medical education by Abraham Flexner. Requirement of diploma from accredited high school for admission to Medical School—no “equivalents.” Tufts joins league of Boston colleges in joint extension program, offering adult education courses leading to an Associate of Arts degree. Continued, though with only nominal participation, until 1940 when opened own Extension Division.

Aspects of Tufts University History, Continued

1911 Medical School took over Grace Hospital in Boston, with control of medical and surgical services, but could not run Hospital and canceled lease in two years.

1911–1912 Crane Theological School down to 10 students.

1912 President Hamilton resigns; Professor William L. Hooper (Engineering) named Acting President. Coeducation resumes, though Jackson College continues as legal entity. Accumulated deficit reaches \$250,000, but reduced to \$100,000 by 1917.

1913 Braker bequest received, intended to found School of Business Administration. The creation of the School was voted by the Trustees in 1910, but because of continuing disagreement between Board Chairman Fletcher and President Cousens over the nature of the school, it was never founded. The former wanted a graduate professional school, the latter a constituent part of Arts and Sciences. Dean Harold Williams retires after 15 years as head of both Medical and Dental Schools. In 1917 separate deans are appointed for the first time.

1914 Hermon Cary Bumpus elected President. Under pressure from AMA, one year of college was instituted as an admissions requirement to Medical School, and a one-year pre-med program was started at the Medical School to meet this need. Forsyth Dental Infirmary for Children opened its doors.

1915 American Radio and Research (AMRAD) was incorporated, and constructed a wireless station with elevated antenna in building later to be named North Hall. In cooperation with the Electrical Engineering department, much experimentation and broadcasting were done. The foreign language requirement for the AB degree was reduced to one ancient and one modern language.

1916 Anatomy building constructed adjacent to Huntington Avenue property; enlarged in 1917 and again in 1920. Founding of the Forsyth–Tufts School for Dental Hygienists in 1920.

1917 Two years of college required for Medical School admission. American Association of University Professors (AAUP) chapter established at Tufts.

1917–1918 College shifts to war footing; President Bumpus working in Washington; war emergency courses for civilians; establishment of Student Army Training Corps units.

1918 President Bumpus resigns; John Albert Cousens named Acting President, and President in 1920. Enrollments were Jackson, 174; Engineering and Letters, 521; Medical, Dental, and Pre-med programs, 900. (The size and reputation of the health-related programs made many outsiders think of Tufts only as a medical/dental college.) Professors' salaries raised \$500 to \$2,500. Tuition up to \$150 in Letters, Jackson, and pre-med; \$175 in Bromfield–Pearson, Medical, and Dental; and \$200 in Engineering.

1919–1920 Graduate study reduced to ten Master's students in history.

1920 Tufts acquired the Stearns estate, which consisted of vacant land and the family homestead. Before the Civil War, Stearns' home was the Medford headquarters of a branch of the "Underground Railroad." AMRAD building constructed for manufacturing space (eventually tied to Cousens Gym). Electrical Engineering labs take over old wireless station. A major fund raising campaign between 1918 and 1923 with major support from the General Education Board (a foundation) raised faculty salaries for professors to between \$3,000 and \$4,000.



View of the Hill from Stearns' estate, 1875

1921 One year of college required for admission to Dental School and a one-year pre-dental program (much the same as pre-med) introduced. After some wavering, four-year dental program stabilized. President Cousens set enrollment limits of 450 on Medical School, 500 on Dental and 400 on the combined pre-medical/dental program. Decision to grant no more Master's degrees for work done in absentia.

1922 As a result of imposition of one-year prerequisite, entering Dental class drops to 21, but rapidly resumes normal 70–80 afterwards. Requirements for admission higher in Medical than in Dental, but Medical running at a surplus and Dental at a deficit. American Medical Association insists on separation of medical and dental students; the separation was resisted, but was accomplished to some extent.

Aspects of Tufts University History, Continued

1923 Pearson Chemistry building constructed. Major bequest from Board Chairman Fletcher intended to found School of Law and Diplomacy. It took four years to settle the estate, but five professorships in related liberal arts areas were endowed immediately.

1925 Trustees set enrollment limits of 900 for Hill—350 Liberal Arts, 250 Jackson, 300 Engineering, just over actual enrollment.

1925–1926 Trustees use Braker estate in accord with will, but not original intention, to establish graduate teaching fellowships (especially in economics, but also in history and English), to broaden course offerings in business areas, endow a professorship in Commercial Law and to construct Braker Hall, opened in 1927.

1926 “Brick Yards” clay pit property across railroad bought for eventual conversion to playing fields. Fletcher Hall constructed. Carnegie survey of dental education rates Dental School well. The School has been graduating an average of 70 dentists a year since 1900. Since 1924, staff had numbered more than 130. Generally, it had run at a surplus until the First World War, helping out the Medical School; after the war it ran at a deficit. In 1927 two years of college were required for admission.

1927 Stratton Hall Dormitory for Women opened. About 51% of Liberal Arts students, 29% of Jackson and 62% of Engineering live off campus. No graduate, medical or dental students live on campus. Operating budget exceeds \$1,000,000.

1928 Medical School entering class of 135 selected from over 1,200 applicants. Only Class A Medical School in country operating without financial reserves assigned from the parent university.

1928–1929 Crane Theological School enrollment back up to 36. Ancient language requirement dropped for the BA degree.

1929 Pre-medical and pre-dental programs in Boston terminated. Association of American Medical Colleges (AAMC) required same standards for admission to pre-medical course as admission to BA program. Contemplation of possibility of moving Medical School to Medford. Despite the concern that the Hill schools were considered only adjuncts of Boston and despite the fact that over 1/3 of the Liberal Arts students were enrolled in a seven-year BA/MD program, the enrollment ceiling in Liberal Arts was raised to 500 to accommodate some of the former pre-meds. Tufts first accredited by New England Association of Schools and Colleges (NEASC).

1930 Medical School running at a surplus; college uses some \$200,000 between 1927 and 1937 to help fund operations on the Hill. The New England Medical Center, linking Tufts Medical School, Boston Dispensary, and the Boston Floating Hospital, chartered by the General Court Massachusetts. The Dispensary was founded in 1796, the first organized free medical service in New England, third in the country. The Boston Floating Hospital for Infants and Children was founded in 1894, providing clinical care in the healthful air of Boston Harbor. Using rented barges, then a specially constructed ship (1906) and supplementing the activities with on-shore clinics and extensive home visits in 1926, the Floating Hospital continued until the boat burned in 1926. In 1931, a new building was constructed for the Floating Hospital adjacent to the Boston Dispensary.

1930–1931 Tuition goes to \$300 in Liberal Arts and Jackson.

1931 Bingham Associates Fund and Program established to aid physicians in rural areas, principally in Maine, but also in Massachusetts and Connecticut, eventually involving over 60 hospitals. A further gift from Mr. Bingham enabled Dr. Pratt to found a diagnostic clinic in the Boston Dispensary as the care activity of the Bingham program. AMRAD merged with Magnavox, leaves the campus. Electrical Engineering takes over the AMRAD building.

1931–1932 Gymnasium built, later to be named for President Cousens. Agreement reached to found The Fletcher School of Law and Diplomacy administered by Tufts College and Harvard University.

1933 Because of depression-induced financial difficulties, all faculty appointments until 1936 were one-year appointments. It was not necessary to reduce permanent staff. The Fletcher School opens in remodeled Goddard Gym, with 21 students and an enrollment limit of 50. Though the desire was for a full-time faculty, the School was run with part-time faculty, many of them from Harvard. The students also had access to Harvard courses. Degrees of MA and MA in Law and Diplomacy authorized; the PhD was added later. The Fletcher library, named for Edwin Ginn, received several major collections.

1933–1934 The degree of Master of Education authorized.

Aspects of Tufts University History, Continued

1934 Further discussions with Harvard over administrative difficulties result in new agreement giving Tufts “entire control” of the Fletcher School, thenceforth to be run “with the cooperation of Harvard University.” The Dental School adopts specification of the American Association of Dental Schools requiring two years of college for admission, effective 1937–38. By 1936–37 about half of entrants had already earned college degrees.

1934–1935 Of the 55 graduate students enrolled, half were school teachers working in the Department of Education. Only seven of the 55 paid any tuition and nine were not degree candidates. Despite a requirement of college degree for admission and an attempt to cut down enrollment by reducing entering class to 100, Medical School loses Class A rating and is placed on probation.

1937 President Cousens dies; Dean George S. Miller named Acting President. Maximum enrollments for Hill schools changed by Trustees to Liberal Arts, 600; Engineering, 350; Jackson, 300; again, just above the actual enrollments. Crane enrollment at 60.

1938 Leonard Carmichael elected President. President’s House built. Joseph H. Pratt Diagnostic Clinic and Hospital founded as a part of the New England Medical Center. Pratt Hospital building constructed across the street from the Boston Dispensary.

1938–1939 Administrative reorganization in Arts and Sciences establishes the positions of Dean of the Faculty of Arts and Sciences and Director of Admissions.

1939–1940 Faculty contracts again reduced to one-year appointments and so maintained during Second World War. Pilot training program begun under supervision of Dean of Engineering. Special Engineering and Management taught day and evening. University Extension formed to provide adult education courses. B.S. in Education authorized under Extension Division.

1940 Floating Hospital forced to start charging fees to those who could pay. Trustees adopt formal statement of academic freedom and tenure proposed in 1938 by American Association of University Professors (AAUP) and Association of American Colleges.

1941 Navy ROTC unit established at Tufts. Tuition rose to \$350 in Arts and Sciences Schools. During war, Fletcher suffered losses of enrollment and much of faculty.

1942 Affiliation with Bouve-Boston School of Physical Therapy offering women programs in physical education and physical therapy, administered through Division of University Extension. All schools but Fletcher go on year-round accelerated schedule, maintained until 1946, when two-semester schedule was restored, but the summer session was organized as a regular program.

1943 Navy V-12 program initiated, with 1,000 trainees on campus.

1944 Reservoir on Hill turned over to college by Metropolitan District Commission, dismantled and filled in.

1945 Total enrollment of 2,369 with 307 veterans rises in 1946 to 3,385 with 2,125 veterans. In 1946–47, 80% of the enrollees in Liberal Arts and Engineering were veterans. Married student housing known as “Stearns Village” constructed adjacent to Cousens Gym, and remained for about 10 years. The veterans introduced a geographical dispersion which persists. In 1939–40, 80% of the Hill students came from within 50 miles of Medford; by 1945 every state was represented. Affiliation established with School of the Museum of Fine Arts and the Boston School of Occupational Therapy, both administered through the Division of University Extension. Pool built at the gym.

1946 Pratt Hospital renamed Pratt Clinic-New England Center Hospital. College acquired land on Harrison Avenue adjacent to other parts of New England Medical Center.

1947 PhD programs reauthorized in Arts and Sciences.

1948 Farnsworth Building added to New England Center Hospital, transforming diagnostic clinic to full general hospital for adults. Space rented in Ziskind building for hospital-based research. Bookstore and Jackson Gym for Women constructed in Medford. Overcrowding in Eaton Library, as collection grows past 150,000 volumes. War Memorial Wing added in 1950.

1949 Division of University Extension renamed Division of Special Studies. Contract with Forsyth for academic instruction of dental hygienists. Forming of Air Force ROTC with 300 students enrolled. Army ROTC units in existence in Medical and Dental Schools. ROTC enrollments had continued strongly after the Second World War and during the Korean Conflict in 1951. Seventy percent of the male students in Liberal Arts and Engineering were on a ROTC program. Clayton Center and Professorship established at Fletcher. Slow progress toward building a full-time faculty.

Aspects of Tufts University History, Continued

1949–1950 Medical and Dental Schools moved to Harrison Avenue.

1950–1952 Second Century Fund Campaign. At the conclusion of its first century, Tufts had an enrollment of 3,356, an operating budget that exceeded \$5,000,000, and an endowment of \$11,000,000.

1951 Affiliation with the Nursery Training School (later named Eliot-Pearson) through the Division of Special Studies. Construction started on Posner Hall dormitory for Boston students.

1953 President Carmichael resigns. Professor Nils Yngve Wessell named Acting President, President in 1953-54.



Posner Hall, 1954

1954 Posner Hall, the first dormitory for Tufts medical and dental students, opened on Harrison Avenue. Inauguration of special education programs in Division of Special Studies, General Electric Apprentice Program, and Executive Development Program among others. Limitation of Crane School to graduate students. Establishment of Civic Education Center with funds from Lincoln Filene Foundation. Construction of Hodgdon Hall.

1955 Change of name from Tufts College to Tufts University, retaining corporate identity of Trustees of Tufts College. Undergraduate divisions were renamed colleges and graduate divisions, schools. The Dental School officially became Tufts University School of Dental Medicine.

1956–1958 Carnegie-financed self-study, with complete review of University purposes and set of recommendations.

1958 Rehabilitation Institute building added to Boston Dispensary, to house rehabilitation services started in 1951.

1959 Merger of Boston School of Occupational Therapy with Tufts as a department in College of Special Studies.

1959–1962 Construction of Dewick Hall, 1959; Bush Hall, 1959; Tilton Hall, 1961-62.

1960 Formal adoption of brown and blue colors used informally, but without definition of shade, since 1878.

1960–1962 Tufts University Program for \$7,550,000 successfully completed. Objectives included \$1,875,000 for faculty salaries; \$905,000 for financial aid; \$100,000 for improving campus grounds. Buildings resulting from Program: Wessell Library; Dana Laboratory; Michael Laboratories; Lincoln Filene Center; conversion of Eaton Library; Patten Auditorium; TU-BSOT headquarters.

1960–1965 The heyday of graduate school expansion came in the 1960s. In the seven years ending in 1964, the number of applications per year went from 219 to 759; actual registration of graduate students increased from 220 to 465 (including part-time); the number of master's programs went from 21 to 31; and the number of doctoral programs shot up from 8 to 20. There were 121 PhD candidates enrolled in 1964, and two years later there were the equivalent of 404 full-time students of whom 260 were actually enrolled full-time. The maximum enrollment of 300 full-time equivalents set by the trustees in 1959 was reached in 1964, and in 1965 the idea of setting any numerical limit at all was abandoned. Sixteen of the 23 doctoral programs existing in 1967 had been established since 1959.

1961 Impetus given to the concept of a Tufts–New England Medical Center, Inc., naming a Vice President for Health Affairs, with hospital as well as educational responsibilities, and by initiation of a Medical Center–wide planning effort. Major revision of the undergraduate curriculum. New England Medical Center becomes Tufts–New England Medical Center (T-NEMC), a tax–exempt unincorporated alliance.

1962 Crane faculty withdraws from Arts and Sciences to independent professional school status; rejoins in 1965. Inauguration of overseas program with Tufts-in-Italy.

Aspects of Tufts University History, Continued

1963 Merger of the Eliot-Pearson School for Early Childhood Education with Tufts University to be known as the Eliot-Pearson Department of Child Study in the School of Arts and Sciences.

1963–1965 Construction of Mugar Hall and renovation of Goddard Hall for The Fletcher School.

1964 Transfer of the Bouve–Boston School of Physical Education and Physical Therapy to Northeastern University. Tufts takes over Bouve buildings as Hill Hall and Lane Hall. Transfer of the Forsyth Hygiene School to Northeastern. Creation of the Experimental College within the Faculty of Arts and Sciences.

1965 Merger of the Boston Dispensary, the Floating Hospital and the Pratt Clinic–New England Center Hospital to form the New England Medical Center Hospitals, as the clinical unit of the Tufts–New England Medical Center. Construction of Wessell Library. Introduction of Columbia Point (Boston, Mass.) and Mound Bayou (Mississippi) Community Health Centers. Phasing out of non-degree programs in College of Special Studies (e.g., General Electric Apprentice Program).

1966 President Wessell resigns; Professor Leonard C. Mead named Acting President.

1967 Burton Crosby Hallowell elected President.

1968 Termination of Tufts-in-Italy; introduction of Tufts-in-London. Crane Theological School terminated in its 99th year by Trustee action. Tufts-New England Medical Center established a Massachusetts nonprofit corporation.

1970–1972 Design of new degree programs (BS in Engineering and BS in Engineering Science) permitting general rather than specific concentration in engineering and higher proportions of liberal arts courses.

1971 Creation of College Within; within the Faculty of Liberal Arts and Jackson. North Hall gutted by fire.

1972–1973 Long range planning studies for the undergraduate programs, for the Tufts-New England Medical Center and for the university as a whole. The 10-floor Dental Health Sciences Tower opened at One Kneeland Street, and was officially dedicated in 1973.

1973 Construction of Dental Health Sciences Tower and of Proger Building for the New England Medical Center Hospital, built to form an integral operating unit as the first block of an eventual complete new health center.

1975 Barnum fire: Loss in fire of elephant Jumbo, Tufts mascot, donated by P.T. Barnum, an original Trustee, in 1880s. Inauguration of Integrated Studies Program in the Experimental College. Construction of Eliot-Pearson Curriculum Research Laboratory.

1976 President Hallowell resigns; Jean Mayer elected President. Nutrition Institute inaugurated. Association with Institute for Foreign Policy Analysis approved.

1977–1978 Feasibility studies for proposed School of Veterinary Medicine. Federal authorization for Department of Agriculture Human Nutrition Research Center on Tufts Boston campus. Agreement on cross-registration and a five-year music degree with New England Conservatory of Music.

1978–1979 School of Veterinary Medicine authorized in 1978 and accepted its first class in the fall of 1979. Completion of Barnum Hall reconstruction and expansion. Gift of Priory at Talloires, France, and inception of special programs there.



Hall of Flags, Cabot Intercultural Center, 1992

1979 Inception of \$140,000,000 Capital Campaign.

1980–1981 Creation of Sackler School of Graduate Biomedical Sciences. Creation of the School of Nutrition, absorbing the Nutrition Institute and the Graduate Department of Nutrition. Return of Dental School to four-year program. Opening of Latin Way dormitory.

1981–1982 Opening of the Cabot Intercultural Center on the Medford campus and of the Large Animal Hospital on the Grafton campus. Opening of Hillside dormitory.

1982–1983 Opening of the Human Nutrition Research Center on Aging and of the new Floating Hospital of the New England Medical Center.

Aspects of Tufts University History, Continued

1985 Opening of the Elizabeth Van Huysen Mayer Campus Center. Successful completion of five-year \$140,000,000+ Capital Campaign. Opening of the Henry and Lois Foster Hospital for Small Animals at Grafton. Creation of the Center for Environmental Management.

1986 Opening of the Arthur M. Sackler Center for Health Communications in Boston. The John Baronian Field House was built.

1987 Inauguration of \$250,000,000 Capital Campaign.

1988 Gift from Olin Foundation for language building.

1989 Construction began on the F.W. Olin Center for Language and Cultural Studies, the Science and Technology Center, the Aidekman Arts Center, and a new student residence hall. With the granting of fifty PhD degrees in May, Tufts became eligible for Research Category I, the highest classification of the Carnegie Foundation for the Advancement of Education.

1990 Tufts' endowment reached a new high of \$155,600,000. The new campaign raised \$42,900,000, the highest amount in Tufts' history. Completion of the Science and Technology Center on the Medford campus.

1991 President Mayer announced his retirement effective July 1, 1992 to become the first Tufts' chancellor. Dedication of the Olin Building for Language and Culture Studies, the Shirley and Alex Aidekman Center for the Arts, and South Hall, a new dormitory.

1991-1992 Liberal Arts and Jackson, along with the Graduate School of Arts and Sciences, The Fletcher School of Law and Diplomacy, the School of Nutrition, and the Sackler School of Graduate Biomedical Sciences were reviewed by the New England Association of Schools and Colleges. The New Campaign for Tufts was successfully completed, raising \$251 million.

1992-1993 John DiBiaggio begins as the 11th president of Tufts September 1, 1992. Chancellor Jean Mayer dies January 1, 1993. Russell F. Miller, Tufts University historian and archivist, author of *The History of Tufts: Light on the Hill, A History of Tufts College from 1852-1952* and *Light on the Hill, Volume II, A History of Tufts University Since 1952*, dies January 3, 1993.

1993-1994 School of Dental Medicine celebrated its 125th year. School of Medicine celebrated its 100th year and received full accreditation status for 7 years. Dedication of the Franklin M. Loew Veterinary Medical Education building on the Grafton Campus. Dedication of the Ames Center for Human Performance.

1994 College of Engineering continues celebration of its centennial. USDA Human Nutrition Research Center on Aging renamed in honor of Jean Mayer. Establishment of Jean Mayer Chair in Nutrition. Dedication of the Granoff Family Hillel Building. Tufts research strengths were recognized by its designation as a Research I Institution by the Carnegie Foundation.

1995 Capital Campaign launched—Tufts Tomorrow. The School of Nutrition was renamed the School of Nutrition Science and Policy. Implementation of the Tufts Connect project, an attempt to wire Medford student residences to provide data connections, telephone service and cable. Tufts was included among the top 25 research universities in the country by U.S. News and World Report.

1996 Dedication of Tisch Library. Completion of the Tufts Connect Project. Opening of the Dr. Melvin Goldman Postgraduate Endodontic Center at the Dental School. The School of Nutrition Science and Policy graduated its first master's degree candidates with concentrations in Nutrition Communication and in Agriculture, Food, and Environment. Tufts moves up from 25 to 22 in the ranking of top research universities in the country by U.S. News and World Report.

1996-1997 Study abroad programs flourish with the successful launching of the Ghana and Chile programs. Tufts experienced the largest undergraduate applicant pool in its history. At the School of Nutrition Science and Policy, the Alan Shawn Feinstein International Famine Center was established. Tufts University Department of Public Safety received the Jeanne Clery Award for excellence in campus security.

1998 For the 2nd year in a row the Department of Public Safety receives the Jeanne Clery Campus Safety Award. Urban and Environmental Policy celebrates 25th year. What was once a cow pasture on the Grafton campus is the new stomping ground for the men and women's cross-country teams.

1999 Opening of the Gantcher Family Sports and Convocation Center on the Medford/Somerville campus. The first candidates for the Master of Arts in Humanitarian Assistance, a degree offered jointly by The Fletcher School of Law and Diplomacy and the School of Nutrition Science and Policy, graduated in May.

2000 The new Student Services Center, located in Dowling Hall, serves Arts, Sciences & Engineering students (as well as some services to Nutrition and Fletcher students). The Fletcher School of Law and Diplomacy launched the Global Master's Program (GMAP)—a yearlong, combined residency and Internet-mediated graduate program. The College of Engineering became the School of Engineering in the spring.

Aspects of Tufts University History, Continued

2001 John DiBiaggio resigns as the 11th president of the University. Lawrence S. Bacow elected as the 12th president of the university. Dr. Susan Ernst was named as the Inaugural Dean of the School of Arts and Sciences. The Gerald J. and Dorothy R. Friedman School of Nutrition Science and Policy was named for its benefactors. Tufts' Psychology Department has a new 28,000-square-foot structure on the Medford/Somerville campus.

2002 After 21 years of service, Sol Gittleman stepped down as Provost on July 31. Jamshed Bharucha became Tufts' new provost and senior vice president in August. The Jaharis Family Center for Biomedical and Nutrition Sciences was dedicated in November. The Tufts Tomorrow Campaign was successfully completed, raising \$600 million.

2003 Dr. Michael Rosenblatt was named as the Dean of Tufts School of Medicine. Mary R. Jeka was appointed Vice President of University Relations. Linda M. Abriola was named Dean of the School of Engineering. Tufts-NEMC taps first female to serve as President, CEO; Ellen Zane named as president and CEO of Tufts-New England Medical Center and Floating Hospital for Children. John Baronian, A50, donated 3,000 elephant sculptures and art pieces.

2004 Dr. Eileen Kennedy was named Dean of the Gerald J. and Dorothy R. Friedman School of Nutrition Science and Policy. The Cummings Foundation committed to investing \$50 million in the Tufts University School of Veterinary Medicine over 15 years; the school was renamed Cummings School of Veterinary Medicine at Tufts University in the spring of 2005. Bello Field, a new synthetic turf field located opposite Cousens Gym, was completed. The Tower Café opened in the Dranetz Tower of Tisch Library.

2005 Dr. Robert Sternberg was named Dean of the School of Arts and Sciences. Nearly 50 Tulane University students, displaced by Hurricane Katrina, spent the fall semester at Tufts University. Pierre and Pam Omidyar, Tufts alum, invested \$100 million in international microfinance initiatives through a unique partnership with Tufts. The \$100 million endowment gift is the largest single gift in the history of Tufts University. The Omidyars also committed a \$25 million challenge grant to be used to expand the number of undergraduate scholarships. The Cummings School of Veterinary Medicine was awarded a \$15 million grant from the National Institutes of Health to build a state-of-the-art, regional biosafety laboratory on the Grafton campus. A new boathouse for the crew teams was built on the Malden River in Medford.

2006 Dr. Deborah T. Kochevar begins as Dean of the Cummings School of Veterinary Medicine. Martin Sherwin, Tufts' Walter S. Dickson Professor of English and American History, was the co-recipient of the 2006 Pulitzer Prize for biography. Burton Crosby Hallowell, the ninth president of Tufts University, passed away on November 21. Tufts endowment grew from \$657 million to \$1.2 billion. Jonathan Tisch made a landmark \$40 million gift to name the Jonathan M. Tisch College of Citizenship and Public Service. Tufts University celebrated its 150th commencement in May. Sophia Gordon Hall, the Medford/Somerville campus's first new residence hall since 1991, opened in September. A 137-space student parking garage was built. Construction of a small animal clinic for the Cummings School of Veterinary Medicine was completed, and an addition was built at the Large Animal Hospital on the Grafton campus.

2007 Steven Manos retired in August as Executive Vice President, after 26 years. Patricia Campbell began as Executive Vice President in September. Professors William Moomaw and Adil Najam of The Fletcher School were jointly awarded the 2007 Nobel Peace Prize. Steve Tisch (A71) made a commitment of \$10 million to support Tufts' planned \$30-million athletics and fitness facilities expansion and renovation on the Medford/Somerville campus. Steven Jaharis, MD (M87) and his father Michael Jaharis made a commitment of \$15 million from the Jaharis Family Foundation for new facilities at the School of Medicine. The Perry and Marty Granoff Music Center opened in January. The Lorin L. Dame School in Medford was renovated to provide offices, meeting, and work space for University Advancement and University Relations. The Interfaith Center opened in September. Ground was broken for a new regional biosafety lab in Grafton.

2008 The Fletcher School celebrated its 75th anniversary on October 11. The Leonard Carmichael Society (LCS) celebrated its 50th anniversary in November. The 25th anniversary celebration of the Tufts Asian American Center was celebrated in March. In April, Tufts announced the establishment of its new Loan Repayment Assistance Program. The philanthropy of the late Frank C. Doble, a member of the Tufts Class of 1911, resulted in a gift of \$136 million to the university. Tufts-New England Medical Center was renamed Tufts Medical Center, reflecting its partnership with Tufts University. A sky-breaking ceremony was held May 2 to celebrate the vertical expansion of the School of Dental Medicine's 10-story tower. In October the Medical school's new Clinical Skills and Simulation Center opened. The Cummings School of Veterinary Medicine's new Agnes Varis Campus Center was dedicated in September. In June, the Cummings School of Veterinary Medicine opened an ambulatory clinic in Woodstock, CT.

Aspects of Tufts University History, Continued

2009 In February, Secretary of State Hillary Clinton appointed Stephen Bosworth, dean of The Fletcher School, as U.S. Special Representative for North Korea policy. Tufts Medical Center won approval as a major adult trauma center from the American College of Surgeons and the Massachusetts Department of Public Health. Dr. Simin Nikbin Meydani, D.V.M., PhD, became Director of the USDA Jean Mayer Human Nutrition Research Center on Aging (HNRCA).

2010 Tufts University President Lawrence S. Bacow announced that he would step down in the summer of 2011. Joanne Berger-Sweeney became dean of the School of Arts and Sciences. Trustee Emeritus Edward H. Merrin, A50, and his wife, Vivian, committed \$30 million to establish the Merrin-Bacow Fellows Scholarship Fund to support financial aid and to honor President Lawrence S. Bacow. In May, the men's lacrosse team won Tufts' first-ever National Collegiate Athletic Association team championship. A new doctoral program in water diplomacy received \$4.2 million in funding from the National Science Foundation IGERT grant program. The Tufts student radio station, WMFO, celebrated its centennial.

2011 Anthony P. Monaco was inaugurated as Tufts University's 13th president on October 21, succeeding Lawrence S. Bacow. Peggy Newell served as interim provost and senior vice president following Provost and Senior Vice President Jamshed Bharucha's departure. Harris Berman, interim dean of Tufts University School of Medicine since December 2009, was appointed dean. Huw F. Thomas succeeded Lonnie H. Norris as dean of the Dental School. John Barker began as dean of undergraduate and graduate students in Arts and Sciences. Laura Wood became director of the Tisch Library in September. The School of Dental Medicine earned the 2011 William J. Gies Award for Outstanding Achievement. Construction began on the Steve Tisch Sports and Fitness Center on the Medford/Somerville campus. The Friedman School of Nutrition Science and Policy celebrated its thirtieth anniversary. The Institute for Global Leadership's EPIIC (Education for Public Inquiry and International Citizenship) program celebrated its twenty-fifth anniversary. The Jonathan M. Tisch College of Citizenship and Public Service had its tenth anniversary.

2012 David R. Harris, became Tufts' provost and senior vice president on July 1. Stephen W. Bosworth, dean of the Fletcher School of Law and Diplomacy, announced his retirement. The university launched Tufts: the Next 10 Years, a strategic-planning process led by Provost David R. Harris. The Feinstein International Center announced that it will, supported by a \$7.3 million award, lead research aimed at breaking child undernutrition in Ethiopia. Tufts announced the establishment of the university-wide Center for the Study of Race and Democracy.

2013 Peter R. Dolan, A78, A08P, became chairman of the Tufts University Board of Trustees in November. The Reverend Gregory McGonigle joined Tufts as the university chaplain. Alan D. Solomont, A70, A08P, was appointed the Dean of the Jonathan M. Tisch College of Citizenship and Public Service. Robert Cook became Dean of the Graduate School of Arts and Sciences. James Stavridis, F83, F84 became dean of the Fletcher School of Law and Diplomacy. The Board of Trustees approved the university's strategic plan, Tufts: The Next 10 Years (T10). The Sackler School of Graduate Biomedical Sciences launched a two-year Master of Science Degree in Pharmacology and Drug Development. Tufts University School of Dental Medicine announced that it would offer the one-year Advanced Education in General Dentistry residency program. Tufts' new Integrated Student Information System went into operation. The Tufts Beelzebubs celebrated their 50th anniversary.

2014 James M. Glaser was named the Dean ad interim of the School of Arts and Sciences. Mary Patricia McMahon joined Tufts as the Dean of Student Affairs for the schools of Arts and Sciences and Engineering. Dariush Mozaffarian was appointed Dean of the Gerald J. and Dorothy R. Friedman School of Nutrition Science and Policy. The university and its Jonathan M. Tisch College of Citizenship and Public Service launched the Tufts 1+4 Bridge-Year Service Learning Program. The School of Dental Medicine announced the opening of the Tufts Dental Facility at Worcester in Worcester, Massachusetts. The Tufts Institute for Innovation was launched. The Consortium of Studies in Race, Colonialism and Diaspora in the School of Arts and Sciences was established. The Board of Trustees approved the creation of the Tufts University Sustainability Fund. The Experimental College marked its half-century anniversary. The Eliot-Pearson Department of Child Study and Human Development kicked off its 50th anniversary.

2015 Mark Brimhall-Vargas joined Tufts as the University's chief diversity officer. James Glaser was named Dean of the School of Arts and Sciences. John Morris was appointed director of Tufts Athletics. Jianmin Qu joined the university as Dean of the School of Engineering. Christine Sanni was named the university's first vice president for Communications and Marketing. Tufts' Gordon Institute announced the establishment of a one-year Master of Science in Innovation and Management graduate program. A new life-size bronze sculpture of the university's beloved mascot, Jumbo, was installed in a garden on the quad of the Medford/Somerville campus. Tufts and Boston's Museum of Fine Arts announced that the School of the Museum of Fine Arts (SMFA) will become part of the School of Arts and Sciences. The Edward R. Murrow Center at the Fletcher School celebrated its 50th anniversary. The 25th anniversary of the Talloires Declaration was observed.

Presidents

Reverend Hosea Ballou II

President, 1853–1861. DD, Harvard, 1845.

Reverend Alonzo Ames Miner

President, 1862–1875. DD (STD), Harvard, 1863; LLD, Tufts, 1875.

Reverend Elmer Hewitt Capen

President, 1875–1905. AB, Tufts, 1860; DD St. Lawrence University.

Reverend Frederick W. Hamilton

Acting President, 1905–1906, President, 1906–1912. AB, Tufts, 1860; AM, 1886; DD 1889; LLD, St. Lawrence, 1906.

William Leslie Hooper

Acting President, 1912–1914. BA, Tufts, 1877; MA, 1878; honorary PhD, 1898; LLD, 1915

Hermon Carey

President, 1914–1919. PhD, Brown, 1884; PhD, Clark, 1891; ScD, Tufts, 1905.

John Albert Cousens

Acting President, 1919–1920, President 1920–1937. AB, Tufts, 1898; LLD, Lombard, 1922; LLD, St. Lawrence, 1922; LLD, Tufts, 1930.

Leonard Carmichael

President, 1938–1952. BS, Tufts, 1921; PhD, Harvard, 1924; LD, Boston University, 1938; Colgate, 1938; Northeastern, 1941; Rhode Island State, 1942; St. Lawrence, 1943; LittD, Portia Law, 1939, ScD, Tufts 1937; LHD, Maine 1949.

Nils Yngve Wessell

President, October 29, 1953–August 31, 1966. BS, Lafayette College, 1934; ScM, Brown, 1935; PhD, Rochester, 1938; ScEdD, Lafayette, 1951; LHD, Lesley College, 1955; LLD, Boston University, 1956; Boston College, 1957; Northeastern, 1958; Brown 1958; JurD, Portia Law School, 1959; LittD, American International College, 1960; LHD, Brandeis, 1961.

Burton Crosby Hallowell

President, September 1967–June 30, 1976. AB, Wesleyan University, 1936; MA, Wesleyan, 1938; PhD, Princeton, 1949; LHD, Boston University, 1969; LLD, Northeastern, 1973.

Jean Mayer

President, July 1, 1976–August 31, 1992. BLitt., University of Paris, 1937; BSc, University of Paris, 1938; MSc, University of Paris, 1939; PhD, Yale University, 1948; Dr–es–Sc, Sorbonne, 1950.

John DiBiaggio

President, September 1, 1992–August 31, 2001. AB, Eastern Michigan University, 1954; DDS, University of Detroit, School of Dentistry, 1958; MA, University of Michigan, Rackham School of Graduate Studies, 1967.

Lawrence S. Bacow

President, September 1, 2001–July 30, 2011. SB Massachusetts Institute of Technology, 1972; JD, Harvard Law School, 1976; MPP, Harvard's Kennedy School of Government, 1976; PhD, Harvard's Kennedy School of Government, 1978.

Anthony P. Monaco

President, August 1, 2011–present. AB Princeton University, 1981; PhD Harvard University, 1987; MD Harvard Medical School, 1988.



Leonard Carmichael, 1953

ORGANIZATION



A student walks in to Tisch Library, July 8, 2014

Trustees

Fall 2016

The Board of Trustees is the ultimate governing authority of the University. The Board appoints the President, who leads and manages the institution; approves the University's mission and purpose, institutional policies and changes in academic programs; guards the University's finances; and sets an example of generous financial support. Please go online for more information: <http://trustees.tufts.edu/>

Bylaws of Trustees: <http://trustees.tufts.edu/bylaws/>

CURRENT TRUSTEES

Charter Trustees/Term Ends

Thomas M. Alperin, '17
Dina A. Al-Tayeb, '21
John Bello, '18
Jeannie H. Diefenderfer, '18
Daniel J. Doherty III, '17
Peter R. Dolan, '17
E. Michael Fung, '19
Steven M. Galbraith, '19
Steven A. Goldstein, '18
Michael S. Gordon, '17
Bruce D. Grossman '18
Diane Hessian, '17
Varney J. Hintlian, '18
Deborah R. Jospin, '18
Peter H. Kamin, '19
Steven E. Karol, '20
Michael A. Karsch, '21
Debra S. Knez, '17
Jeffrey M. Moslow, '21
Elyse Newhouse, '18
William R. O'Reilly, Jr., Esq., '17
Ankur A. Sahu, '21
Janice A. Savin-Williams, '20
Neal B. Shapiro, '18
Tina H. Surh, '20
Jonathan M. Tisch, '17
Teri C. Volpert, '19
Gloria White-Hammond, '17
James J. Wong, '19

Alumni Trustees/Term Ends

Robert R. Bendetson, '17
Betsy Busch, '21
Elizabeth Cochary Gross, '18
John de Jong, '17
Laurie A. Gabriel, '19
Brian H. Kavoogian, '18
Diana V. Lopez '20
David B. Rone, '20
Hugh R. Roome III, '19
Kalahn A. Taylor-Clark, '21

Trustee Ex Officio

President Anthony P. Monaco, *annual appointment*

President Emeritus

Lawrence S. Bacow (2001–2011)
John DiBiaggio (1992–2001)

Trustees, Continued

Fall 2016

TRUSTEES EMERITI

Peter Ackerman (1996–2006)
Shirley Aidekman-Kaye (1991–1999)
Placido Arango (1987–1996)
A. Dana Callow (2002–2012)
Kathryn C. Chenault, Esq. (1998–2008)
Dr. Robert S. Cohen (1984–1993)
William S. Cummings (1986–1996)
Marilyn J. Duckworth (1993–2003)
Steven B. Epstein, Esq. (1999–2009)
Issam Fares (1992–2000)
Nathan Gantcher (1983–2003)
Leslie H. Gelb (1988–1998)
Nelson S. Gifford (1978–1995)
Dr. Brian M. Golden (1996–2006)
Maurene L. Golden, Esq. (1985–1996)
Dr. Bernard M. Gordon (1996–2006)
Joanne S. Gowa (2000–2010)
Martin J. Granoff (1998–2008)
Annetta Grisard-Schrafl (1997–2007)
Sharon Mead Halverson (1999–2009)
Dr. Bernard Harleston (2002–2007)
Frederick H. Hauck (1988–2002)
Monte R. Haymon (1994–2004)
Irwin M. Heller, Esq. (1998–2008)
Jane C. I. Hirsh (1999–2009)
Jeffrey B. Kindler (2006–2016)
Abby Kohnstamm (1999–2009)
Daniel A. Kraft (2002–2012)
John A. Krol (1992–2002)
Ellen J. Kullman (2006–2016)
Dr. Robert Legvold (1991–2001)
Andrew Liveris (2006–2013)
Bruce M. Male (2000–2006)
Dr. Ursula B. Marvin (1975–1985)
Karen B. Mavrides (2002–2007)
Kathleen McCartney (2007–2013)
David J. McGrath III (1999–2009)
Edward H. Merrin (1980–1991)
Seth I. Merrin (2004–2014)
William G. Meserve, Esq. (1979–1997)
Ioannis N. Miaoulis (2006–2016)
Joseph E. Neubauer (1986–2008)
Dr. Thomas O'Brien (1978–1992)
Kathleen T. O'Loughlin (2006–2016)
Pierre M. Omidyar (2000–2010)
Karen Pritzker (2003–2013)
The Honorable Inez Smith Reid (1988–1998)
Ruth L. Remis (1980–1990)
The Honorable William B. Richardson (2003–2008)
Dr. Barbara A. Rockett (1988–2002)
Andrew Safran (2006–2016)
Dr. William W. Sellers (1985–2000)
Ira Stepanian (1981–1993)
James A. Stern (1982–2013)
Edward M. Swan (2002–2012)
Dr. Morris Tanenbaum (1977–1986)
Alfred I. Tauber (2003–2013)
William C. Thompson, Jr. (2003–2008)
Dr. Judith L. Vaitukaitis (1998–2008)
Dr. Ione D. Vargus (1981–1991)
JoAnn Giffuni Wellner, Esq. (1989–1999)
Gordon S. Wood (1992–2002)

Trustee Committees

Fall 2016

Executive Committee

Peter R. Dolan, Chairman of the Board
Jeannie H. Diefenderfer, Vice Chair
William R. O'Reilly Jr., Esq., Vice Chair
Jonathan M. Tisch, Vice Chair
President Anthony P. Monaco
Daniel J. Doherty III
Laurie A. Gabriel
Steven A. Goldstein
Brian H. Kavogian
Neal B. Shapiro

Academic Affairs Committee

Steven A. Goldstein, Chair
Dina A. Al-Tayeb
Robert R. Bendetson
Betsy Busch
Jeannie H. Diefenderfer
Varney J. Hintlian
Deborah R. Jospin
Steven E. Karol
Debra S. Knez
David B. Rone
Kalahn A. Taylor-Clark
President Anthony P. Monaco, *ex officio*

Administration and Finance Committee

Daniel J. Doherty III, Chair
Thomas M. Alperin
Laurie A. Gabriel
Stephen M. Galbraith
Michael S. Gordon
Bruce D. Grossman
Peter H. Kamin
Michael A. Karsch
Brian H. Kavogian
Jeffrey M. Moslow
Hugh R. Roome III
Tina H. Surh
James J. Wong
President Anthony P. Monaco, *ex officio*

Subcommittees of Administration & Finance:

Buildings & Grounds Committee

Thomas M. Alperin, Chair
Varney J. Hintlian
Diana V. Lopez
William R. O'Reilly, Jr., Esq.
Hugh R. Roome III
Leslie Cohen**
Joseph R. "JR" McDonald***

Audit Committee

Hugh R. Roome III, Chair
Steven E. Karol
Brian H. Kavogian
Jeffrey M. Moslow
William R. O'Reilly, Jr., Esq.
Ankur A. Sahu

Committee on Trusteeship

Jeannie H. Diefenderfer, Chair
Peter R. Dolan
Steven M. Galbraith
Brian H. Kavogian
President Anthony P. Monaco, *ex officio*

Honorary Degree Committee

Debra S. Knez, Chair
Betsy Busch
John H. de Jong
E. Michael Fung
Steven A. Goldstein

Committee for University Advancement

Neal B. Shapiro, Chair
John J. Bello
Elizabeth Cochary Gross
John H. de Jong
E. Michael Fung
Diane S. Hessian
Diana J. Lopez
Elyse A. Newhouse
William R. O'Reilly, Jr., Esq.
Ankur A. Sahu
Janice A. Savin-Williams
Jonathan M. Tisch
Teri C. Volpert
President Anthony P. Monaco, *ex officio*

Investment Committee

Steven M. Galbraith, Chair
Laurie A. Gabriel
Michael S. Gordon
Bruce D. Grossman
Peter H. Kamin
Michael A. Karsch
Brian H. Kavogian
Jeffrey M. Moslow
Andrew Safran**
James A. Stern**
Eileen Aptman***
Thomas L. Pappas***
E. Scott Urdang***

** Trustee Emeritus

*** Non-Trustee

Boards of Advisors

Fall 2016

Up-to-date information for the Boards of Advisors (formerly called the Boards of Overseers) may be found online at <http://provost.tufts.edu/advisors/> or by calling 617-627-3324.

Council of the Boards of Advisors

Brian H. Kavoojian, A84, Trustee & Council Chair

Active Members

Takis Arapoglou, A08P, A11P, Chair, International
Ellen H. Block, J66, Chair, Friedman
Steven E. Karol, A76, A04P, A13P, Trustee & Chair, Engineering
David J. McGrath III, V86, AG83, A11P, A15P, Trustee Emeritus & Chair, Cummings
Kathleen T. O'Loughlin, D81, Trustee & Chair, Dental
Nancy E. Glass, J77, A14P, Chair, Arts & Sciences
Jeffrey D. Stewart, A90, Chair, Tisch
Robert I. Tepper, Chair, Medical
G. Richard Thoman, F67, F69, FG71, Chair, Fletcher
Theodore R. Tye, A79, A06P, A13P, Chair, Athletics

The Board of Advisors for the School of Arts and Sciences

Active Members

Nancy E. Glass, J77, A14P, Chair
David A. Chang, A01
Jason P. Epstein, A96
Barbara Evans, J64
C. Carnot Evans, A91
Laurie A. Gabriel, J76 (Trustee)
Robert R. Gheewalla, A89, A18P
Mark D. Goodman, AG94
Christina Greer, J00
Varney J. Hintlian, A72 (Trustee)
Elissa B. Koff, AG68, AG72
Michael A. Lainoff, A84
Bruce M. Male, A63, A94P (Trustee Emeritus)
Shelley R. McCarthy, J75, A07P
Jeffrey M. Moslow, A86, A16P, A18P (Trustee)
David Meyers, A96 (Ex-Officio)
Inez Smith Reid, J59 (Trustee Emeritus)
Valerie Rennert, A13P, A15P
David B. Rone, A84, Trustee
Mark S. Schuster, A78, A08P, A19P
Deborah F. Shapiro, J89
Ann Sperling, J77, A13P
Marina Otis Spiropoulos, J70
Paul E. Stanzler, A09P, A14P
Courtney Wang, A78, A17P
Mariann Youniss, J83

Emeritus Members*

Shirley C. Aidekman-Kaye, A73P, A75P (Trustee Emeritus)
Rysia de Ravel d'Esclapon, J71, A94P
Fares I. Fares, A92
Bernard Harleston, H98 (Trustee Emeritus)
Hannah Berger Langsam, J62, J88P
Janice R. Lourie, J57
Lynne M. Maguire, J76
Susan Orowan Martin, J63
Elyse Applebaum Newhouse, J82 (Trustee)
Dennis B. Poster, J90P, J92P
Richard E. Snyder, A55
JoAnn Giffuni Wellner, J63 (Trustee Emeritus)

* Emeritus- Not active advisors. They receive the same information available to active members without the obligation to attend meetings.

Boards of Advisors, Continued

Fall 2016

The Board of Advisors for Athletics

Active Members

Theodore R. Tye, A79, A06P, A13P, Chair
Gregory H. Altman, A97, EG02
John J. Bello, A68, A13P (Trustee)
Kevin F. Boyle, A78
Julie M. Brady, J89
David J. Cunningham, A98
Daniel J. Doherty, III, H03 (Trustee)
Dena Miller Dunn, A06
Thomas J. Folliard, A14P, A16P
Michael R. Frisoli, A93
Jeffrey B. Gewirtz, A91
Michael A. Haynes, A96
John C. Howe, A80, A10P
Robert A. Keller, A83
Daniel A. Kraft, A87 (Trustee Emeritus)
Lisa A. Lax, J86
Jonathan W. Mugar, A98, AG99
Kara Murphy, A97
John J. Regan, A90
V. Heather Sibbison, J83, A13P, A16P
Nancy Stern, J86
Robert W. Tishman, A86
Jennifer M. Tramontana, E99
James J. Wong, A86, A16P (Trustee)

Emeritus Members*

William M. Gorra, E78, A78
John K. Grace, A68
Beth H. Hochhauser, J82
Ellen Jacobs Lehman, J83
Steven Lunder, A88
Michael W. McConnell, A65
Robert E. McLaughlin, A59, J86P, J88P, A90P
John P. O'Neil, A43, E67P

The Board of Advisors for Cummings School of Veterinary Medicine

Active Members

David J. McGrath III, AG83, V86, A11P, A15P,
Trustee Emeritus & Chair
Kari C. Anderson¹
Robert F. Croce¹
John H. de Jong, A78, V85 (Trustee)¹
Katherine L. Dolan, A08P¹
John S. Foster
Daniel R. Hebert, V01 (Ex-Officio)
Jean Hoffman¹
Janet Kovak-McClaran, V98
Hugh M. Mainzer, V90
Steven G. Marton, E06P¹
Jason Z. Morris¹
Sean Padgett
Douglas D. Payne¹
Hugh R. Roome, III, A74, AG74, F77, FG80, A11P,
F15P, A18P (Trustee)
Marilyn D. Sarles
Elizabeth Saul¹
Joel B. Swets¹

Emeritus Members*

Stephen J. Browne
Paul C. Gambardella
Diana L. Johnson¹
V. Duncan Johnson¹
Howard E. Rubin
Gabriel Schmergel, V98P
Eve Lloyd Thompson
Frankie L. Trull, AG80

* Emeritus - Not active advisors. They receive the same information available to active members without the obligation to attend meetings.

¹ Cummings Foundation Appointees

Boards of Advisors, Continued

Fall 2016

The Board of Advisors for the School of Dental Medicine

Active Members

Kathleen T. O'Loughlin, D81, Trustee & Chair
 Dina Al-Tayeb, DG02
 William Chan, DA75, DG82, D10P, DG13P
 Alice T. Coombs, D11P, M14P
 Alfred DeMaria, Jr.
 Jamie Diament-Golub, D87, D18P
 John P. Ficarelli, D73, DG76, D10P, DG12P
 Mark Hirsh, DG68, J97P, AG00P, A04P
 James F. Kane, D74, DG76, AG78, DG79, D04P,
 DG06P, Vice Chair
 Debbie Lee, D94
 Marc S. Lemchen, D70, D17P
 Kistama Naidu, D02
 Barbara Nordquist
 Olivia Peiretti-Paradisi, A06, D10, DG13
 Leo Rouse
 William W. Sellers, A56, D60, J84P (Trustee Emeritus)
 Gregory A. Serrao
 Itzhak Shoher, DG71, DG06P, DG07P
 Mary Catherine (Katie) Talmo, D10
 Steven Tonelli, D80, A04P, A06P, A10P, D14P
 Lisa Vouras, D89

Emeritus Members*

Bruce J. Baum, D71
 Louis P. Bertonazzi, A55, A81P, A85P
 Kathryn Chenualt, J77 (Trustee Emeritus)
 Paul J. Desjardins, DA75
 Marco Ferrari
 Louis A. Fiore, D62
 Harold Gelb, D47, A78P, J83P
 Henry Herrmann
 Robert E. Hunter, D63
 David G. Kirk, D06P
 Ronald I. Maitland, A60, D64, J90P
 Claude Pallanca, DG58, DG87, DG93

The Board of Advisors for the School of Engineering

Active Members

Steven E. Karol, A76, A04P, A13P, Trustee & Chair
 Jordan Birger, E43
 Daniel V. Byrne, E76
 Robert B. Coutts, E72
 Jonathan G. Curtis, E69, EG72, AG05P
 Jeannie Hyun Diefenderfer, E84 (Trustee)
 James B. Flaws, E71
 Steven A. Goldstein, E76 (Trustee)
 Bernard M. Gordon, H92 (Trustee Emeritus)
 Robert J. Haber, E79, EG80
 Monte R. Haymon, E59, J83P, J85P (Trustee Emeritus)
 Mark P. Kessler, E86, A18P
 Ellen J. Kullman, E78, A12P (Trustee)
 Mark M. Martin, EG90, E13P
 Lisa Mann, E84, A18P
 Pamela McNamara, E81
 Stacey Morse, E77
 Stephen J. Ricci, E67, E88P, J88P
 David V. Rosowsky, E85, EG87
 Peter H. Rothschild, E77
 Robert Stricker, E69
 James J. Tiampo, A83, E83
 Gregory A. White, E78
 Peter Wittich, E83

Emeritus Members

None

* Emeritus - Not active advisors. They receive the same information available to active members without the obligation to attend meetings.

Boards of Advisors, Continued

Fall 2016

The Board of Advisors for the Fletcher School of Law and Diplomacy

Active Members

G. Richard Thoman, F67, F69, FG71, Chair
 Philip K. Asherman, F04
 Paul T. Bagatelas, F87
 Joyce L. Barsam, J62, AG89, J89P, A91P, AG91P,
 A94P (Trustee Emeritus)
 Paulo Andre Porto Bilyk, F92
 Hans A. Binnendijk, F69, FG72, F06P, F09P, FG09P,
 Vice Chair
 Gerald W. Blakeley, Jr.
 Charles N. Bralver, F75, F11P
 Charles H. Dallara, F75, FG86, Vice Chair
 Alice N. Finn, F86
 Courtney J. Fung, FG12
 Nihal W. Goonewardene, F73
 Maria V. Gordon, F98, Vice Chair
 Thomas F. Holt, Jr., F75, F77
 Edward Hoyt, F62, FG64, F91P
 Paul S. P. Hsu, F65, FG66
 Konstantinos Karamanlis, F00
 Mee Kim, F10, A10P
 Susan C. Livingston, J79, F81
 Peter Malone, F78, FG83, A18P
 William F. McSweeney
 Vikram S. Mehta, F79

Active Members (continued)

Brad M. Meslin, F82, FG84
 Mark K. Nichols, F71, F73
 Frederick Pakis, F04
 Farah A. Pandith, F95
 Elizabeth P. Powell, F62
 Leslie A. Puth, F11
 Courtney J. Richardson-Fung, FG12
 Andrew Safran, A76, F77, A09P (Trustee)
 Debasish Sanyal, F88
 Anthony Scaramucci, A86, A14P
 Thomas Schmidheiny, H99
 Jonathan A. Small, F68
 Dorothy Meadow Sobol, F66, FG79, AG96P
 Lisbeth L. Tarlow, F84, FG97, Vice Chair
 Nancy Arnot Taussig, F14P, FG19P
 Jennifer M. Toolin-McAuliffe, F83
 Adam Treanor, F02 (Ex-Officio)
 Ziwang Xu, FG88
 Mian E. Zaheen, F73, F74

Emeritus Members*

Peter Ackerman, F69, FG71, FG76, A03P, F03P
 (Trustee & Chair Emeritus)
 Michael M. Maney, FG57
 B. Craig Owens, FG01

The Board of Advisors for the Gerald J. and Dorothy R. Friedman School of Nutrition Science & Policy

Active Members

Ellen H. Block, J66, Chair
 Michael L. Blau, N12P
 Alison Brown, N17 (Ex-Officio Student)
 Sally Benjamin Young
 Jason Camm
 Elizabeth Cochary Gross, N82, NG88 (Trustee)
 Joan K. Cohn, J65
 Edward M. Cooney
 Michael Hebb
 Irwin M. Heller, A67, A98P (Trustee Emeritus)
 Trisha Perez Kennedy
 William Layden
 Margaret S. Patricelli
 Grace Phelan, N05 (Ex-Officio)
 James M. Rabb
 Marcela Orvananos de Rovzar, N04P
 Cristiana Falcone Sorrell, N01, F01
 Robert Usen, A50, N03P
 Teri Volpert, J84 (Trustee)

Emeritus Members*

Edward H. Budd, A55, J80P, J86P (Trustee Emeritus)
 Cheryl A. Chase, J75, A03P
 Jane Friedman
 Lloyd Greig
 Marcy A. Hardt, J97P, AG98P
 Thomas Hughes, NG87, A10P
 Ganesh Kishore
 Paul R. Morse, A53
 Anita L. Owen
 Ruth L. Remis, J54 (Trustee Emeritus)
 Barry J. Rosenbaum, A60
 Vishwa N. Singh
 Edward M. Swan, A63 (Trustee Emeritus)
 Marija Wright

* Emeritus - Not active advisors. They receive the same information available to active members without the obligation to attend meetings.

Boards of Advisors, Continued

Fall 2016

The International Board of Advisors

Active Members

Takis Arapoglou, A08P, A11P, Chair
 Jaafar Al-Hillawi, E74, E11P, E18P
 Fotis S. Antonatos, A06P
 John R. Ball, A86, A18P
 Nancy N. Bello, J69, A13P
 JoAnn G. Bendetson, J80, AG91, A13P, A17P, A18P
 Robert R. Bendetson, A73, A13P, A17P, A18P
 (Trustee)
 Michael Broughton, A01
 Gaurav Burman, A95
 Juan F. Carrizosa, A80, F14
 M. Christina C. Chandris, J78, A16P
 William E. Cress, A70, A04P
 Anastassis G. David, A93
 Jose Pablo Elverdin, A89P, J90P
 Mario A. Fernandez, A83, A15P
 E. Michael Fung, A79, A12P (Trustee)
 Chantal Prunier Grindon, A10P
 Hans H. Horn, A90
 Maha Kaddoura, A96P
 Javier Macaya, A91

Active Members (continued)

Alexander D. Marin, A92
 Douglas O. Marston, F78, Vice Chair
 Karen Basil Mavrides, J95P, J01P (Trustee Emeritus)
 John T. McCarthy, A68, AG73, A01P
 Paul L. Perito, A59, A60
 Elizabeth P. Powell, FG62
 Ali I. Sabanci, A91
 Ankur Sahu, E91
 James A. Soutar, A88
 Robert Wise, A93P
 Ziwang Xu, FG88

Emeritus Members*

Honorable Marie-Claude Bunford, A90P, J95P
 John F. Crawford, FG59
 Michael J. Dobbs, F72, F73, F75, F77
 Elaine Feen Kaufman, J46
 Irma Fisher Mann, A78P, AG78P
 Annetta Grisard-Schrafl, J94P (Trustee Emeritus)
 Adom Tenjoukian, A01P
 Marija Wright

The Board of Advisors for the School of Medicine & the Sackler School of Graduate Biomedical Sciences

Active Members

Robert I. Tepper, Chair
 Burt A. Adelman, AG13P
 Carole E. Allen, M71 (Ex-Officio)
 Eric Aguiar
 Joseph S. Ayoub, Jr., A74
 Kenneth M. Bate, M16P
 Mark R. Belsky, M74
 Robert A. Blackman, M69
 Elizabeth Blecharczyk, M09
 John Brodeur
 A. Dana Callow, Jr., A74, A04P, A09P (Trustee
 Emeritus)
 Lawrence G. Cetrulo, M12P
 Olivia Ho Cheng
 Willard H. Dere, M12P
 Rulin Fuong, M91
 Steven A. Goldstein, E76 (Trustee)
 Jane C. I. Hirsh, J97P, AG00P, A04P (Trustee
 Emeritus)
 Sam Ho, M76

Active Members (continued)

Steven M. Jaharis, M87
 Lonnie Norris, DG80, M99P, A01P
 Vivian W. Pinn, H93
 Deborah E. Powell, M65
 James Roosevelt
 David S. Rosenthal, M63, J87P, AG88P
 Devette Russo, M11P, SK11P
 Richard S. Sackler
 Ajay Sondhi, M18P
 Michael Wagner (Ex-Officio)
 JoAnn Giffuni Wellner, J63 (Trustee Emeritus)
 Joshua Young

Emeritus Members*

Henry E. Blair
 Robert Lugliani, M66, MP99, MP02
 Barbara A. Rockett, M57, M90P, M93P, J96P (Trustee
 Emeritus)
 Michael J. Sinclair
 Elliot W. Strong, A52, M56, J87P
 Donald E. Wilson, M62, H08

* Emeritus - Not active advisors. They receive the same information available to active members without the obligation to attend meetings.

Boards of Advisors, Continued

Fall 2016

The Board of Advisors to the Jonathan M. Tisch College of Citizenship and Public Service

Active Members

Jeffrey D. Stewart, A90, Chair
Vikram K. Akula, A90
Mauricio Artinano, A06
Matthew M. Bai, A90
Seth Barad, A77, A13P
Thomas Bendheim, A85
Diahann Billings-Burford
Betsy Busch, M75 (Trustee)
Neil L. Chayet, A60, A84P
Selina J. Chow, J78
Moises Cohen, A11
Michael B. Feldman, A90
Robert S. Gatof, A81
Carol Rabb Goldberg, J55
Richard J. Henken, A80, AG81
Deborah R. Jospin, J80, A14P (Trustee)
Brian H. Kavoojian, A84 (Trustee)
Jeffrey B. Kindler, A77, A11P (Trustee)
Vanessa N. Kirsch, J87
Daniel LeBlanc
Lisa Lebovitz, J84
Elliot D. Lobel, A70, A07P, AG08P, A11P
Jonathan B. Lyon, A85
Diane McLeod
Charles L. Merin, A04P
Ify Nneka Mora, A04
Tammy J. Murphy, A19P
Greg Propper, A01
Simon B. Rosenberg, A85
Erin M. Ross, A02
Suzanne B. Seiden, J85, A17P
Tina H. Surh, J93 (Trustee)
Louisa M. Terrell, J91
Jonathan M. Tisch, A76 (Trustee)
Eric Washington, A76
Gloria White-Hammond, M76, H06 (Trustee)
Daniel B. Winslow, A80

Emeritus Members*

Michael X. Delli Carpini
Thomas Ehrlich
Thomas P. Glynn III, A68
Paul S. Grogan
Pamela K. Omidyar, J89
Bill Richardson, A70, FG71, H97 (Trustee Emeritus)
Elaine Ullian, J69

* Emeritus - Not active advisors. They receive the same information available to active members without the obligation to attend meetings.

Administrative Committees

2016

Academic Council

Chaired by the President. Consists of Provost/Senior Vice President, Executive Vice President, Vice Provosts, Associate Provosts, Senior Vice President and General Counsel, Senior Vice President for University Advancement, Vice Presidents, Deans (School of Arts & Sciences, School of Engineering, Tisch College of Civic Life, Fletcher School of Law and Diplomacy, School of Medicine, Sackler School of Graduate Biomedical Sciences, School of Dental Medicine, Friedman School of Nutrition Science and Policy, and Cummings School of Veterinary Medicine), Director of the Jean Mayer USDA Human Nutrition Research Center on Aging (HNRCA) and Chief of Staff to the President. Meets at least three times each semester.

Provost's Council

Chaired by the Provost and Senior Vice President. Consists of Executive Vice President, all major Deans of Schools (School of Arts & Sciences, School of Dental Medicine, School of Engineering, Fletcher School of Law and Diplomacy, Friedman School of Nutrition Science and Policy, School of Medicine, Sackler School of Graduate Biomedical Sciences, Tisch College of Citizenship and Public Service, and Cummings School of Veterinary Medicine), and Vice Provosts. Meets at least two times per month.

Administrative Council

Chaired by Executive Vice President. Consists of Provost/Senior Vice President, Senior Vice President for University Relations and General Counsel, Senior Vice President for University Advancement, Vice Presidents for Communications and Marketing, Finance, Human Resources, Operations, and University Information Technology, Executive Director of Audit & Management Advisory Services, Chief of Staff, Associate Provost for Institutional Research and Evaluation, Executive Associate Deans of Schools, the HNRCA, the Tisch College Administrative Director and Sustainability Program Director, Senior Director Tufts Support Services, Administrative Associate Provost and Senior Project Manager to Executive Vice President. Meets monthly.

Risk and Compliance Committee

Chaired by the Executive Vice President. Consists of Provost/Senior Vice President, Vice Provost for Research, Associate Provost for Institutional Research and Evaluation, Senior Vice President for University Relations and General Counsel, Senior Vice President for Advancement, Vice Presidents for Finance and Treasurer, Human Resources, Operations, University Advancement, Information Technology & Chief Information Officer, Associate General Counsels, Senior Project Manager & Administrator to the Executive Vice President, Executive Director of Audit & Management Advisory Services and other individuals as topics dictate. Meets monthly.

Diversity and Inclusion Leadership Council (DILC)

The DILC is a university-wide committee that strategically engages with current and future diversity issues to effectively position Tufts as a welcoming, equitable, and democratic educational and work environment. Its membership is comprised of leaders from across the university, graduate and undergraduate students, and is chaired by the President. In addition to providing a vision of Tufts' future, the DILC also serves an accountability function for the Diversity & Inclusion Working Group. It meets about three times during the academic year.

Diversity and Inclusion Working Group (DIWG)

The DIWG is a university-wide committee that is tasked with implementing the goals stated in the 2013 Diversity Council Report as well as the emerging concerns raised by the DILC. It serves as a venue for representative leaders across Tufts' four campuses to create systemic solutions to problems across the university. It is chaired by the Chief Diversity Officer and Associate Provost who manages the various ongoing areas of concern: recruitment and retention; cultural competence; media; and assessment and the reporting of data. It periodically reports back to the DILC on its progress. It is divided into subcommittees who meet regularly.

Research and Graduate Programs Council

Chaired by the Vice Provost for Research, the Council provides a forum to exchange information and coordinate research and graduate programs across the University with the goal of continuously improving existing programs and encouraging initiatives that enhance Tufts University's academic leadership. Membership consists of the Graduate Academic Dean of each School, the Research Dean/Director of each School/College and the HRNCA, as well as the Director of Postdoctoral Affairs. Meets four to five times per year.

Administrative Committees, Continued

2016

Graduate and Professional Student Admissions Recruitment Committee (GAPSARC)

Chaired by the Associate Director of Graduate Diversity Programs and administrated by the Office of the Provost, this committee provides a forum for Tufts administrators and faculty who are actively involved in the recruitment of graduate and professional students from under-represented groups. The purpose of GAPSARC is to create a space for graduate schools to share resources and develop best practices for the benefit of their individual school. Meets two to three times a year.

IT Steering Committee and Subcommittees

Sponsored by the Office of the CIO, the IT Steering Committee and its five subcommittees operate in conjunction with the CIO Council. Chaired by the CIO, the IT Steering Committee recommends university-wide IT policy and strategy in areas that span the subcommittees, as well as prioritizes subcommittee-recommended capital projects for Tufts' capital committees' consideration. In addition, the IT Steering Committee evaluates and adjusts Tufts' IT governance and project portfolio management practices and processes, and periodically oversees and reviews the overall governance model's form and function. Meets twice per semester.

Subcommittee on Administration

The Administration Subcommittee is jointly chaired by the Associate CIO for Service Delivery and Operations and the Senior Director of Tufts Support Services. The Administration subcommittee contributes to developing university-wide policy and strategy for administrative technology systems and services. In addition, the group advises on the scope and nature of administrative technology projects and service proposals and provides feedback and advice on service quality and standards of administrative technology systems and services. Furthermore, it identifies opportunities and approaches to engage the Tufts community in informing and evaluating administrative technology systems and services. Meets each month throughout the calendar year.

Information Stewardship Subcommittee (ISS)

The Information Stewardship Subcommittee (ISS) is jointly chaired by the Director of Information Security and the Associate Provost. The ISS contributes to developing university-wide policy and strategy for the stewardship of institutional data, by evaluating and reviewing existing policies for information management. This includes information security, privacy, government and industry regulation, and information management principles in support of the university's vision and mission. The ISS advises on the scope and nature of data management projects and service proposals and advises on programs and practices advancing information stewardship across Tufts. It promotes awareness of and engagement in the university's information policies and programs; educating the community on effective information stewardship practices. The full subcommittee meets six or seven times throughout the calendar year.

Subcommittee on Research & Scholarship

The Subcommittee on Research & Scholarship is jointly chaired by the Director of Research Technology and the Chair of the Department of Mathematics. The group contributes to developing university-wide policy and strategy for technology infrastructure and services that support and advance research and scholarship across Tufts' wide range of academic disciplines. In addition, it advises on the scope and nature of research and scholarship technology projects and service proposals and provides feedback and advice on service quality and standards of technologies and services that support and advance research and scholarship. Meets every two months throughout the calendar year.

Subcommittee on Teaching & Learning (SCTL)

The Subcommittee on Teaching & Learning (SCTL) is jointly chaired by the Director of Educational Technology and a Tufts faculty member. The committee is composed of faculty and senior academic administrators from across the University. The SCTL advises on university-wide IT policy and strategy in support of educational practice and innovation at Tufts. The committee guides educational technology priorities, projects, and services. Meets every six weeks throughout the academic year.

Standards & Architecture Subcommittee

The Standards & Architecture Subcommittee is jointly chaired by the Director of Enterprise Architecture and the Associate Director of Enterprise Systems. The Standards and Architecture Subcommittee advises on the development of enterprise technology and architecture standards and advises on technology roadmaps in support of academic and administrative functions, processes and services. Meets six to eight times per calendar year.

Administrative Committees, Continued

2016

Retirement Investment Advisory Committee (RIAC)

Chaired by the Executive Vice President, the RIAC consists of the Executive Vice President, Vice President for Human Resources, Vice President for Finance & Treasurer, Chief Investment Officer, Director of Benefits, at least one member of senior faculty and senior staff, external ERISA Counsel and an external Retirement Investment Consultant. Each member of the Committee is appointed by the President. The purpose of the RIAC is to oversee the management and control of the assets of the university's employee pension benefit plans, as defined in the Employee Retirement Income Security Act of 1974 (ERISA). The Committee is the plan fiduciary under ERISA and discharges its duties solely in the interest of plan participants and beneficiaries and in accordance with the terms of the plans. The RIAC meets four times per calendar year.

Student Information System Steering Committee

Chaired by the TTS Director of Enterprise Applications and a rotating Committee Member, the Committee provides representation from high level student services administrators from each of the schools, Institutional Research and Finance. Consists of Assistant Dean of student Affairs of Cummings School of Veterinary medicine, representation from the Executive Associate Dean of Fletcher School, Associate Dean of Admissions and Enrollment of the Medical School, Associate Dean of the Sackler School, Associate Dean for Admissions and Student Affairs of the Dental School, Dean of Student Services of AS&E, Associate Dean of PHPD, Associate Dean of Student Affairs of the Friedman School of Nutrition Science and Policy, and includes Associate Provost for Institutional Research and Evaluation, Director of Financial Services, TTS Director of Enterprise Applications, and Associate Director of Student Systems Services. The Steering Committee generally meets monthly.

IT Steering Committee for Educational Technology in the Health Sciences

Co-chaired by a Dean or Faculty member from one of the Health Sciences Schools and by the TTS Director of Educational Technology, the IT Steering Committee for Educational Technology in the Health Sciences advises on the strategic direction of educational technologies across the health sciences at Tufts, including classroom technologies and the software and services critical to teaching in the health sciences, including TUSK. Deans of the Medical, Dental and Veterinary Schools designate committee members in conjunction with the VP and Chief Information Officer. Membership is reviewed on an annual basis and all records regarding the committee are maintained by Educational Technology Services. Meets bimonthly, September to May.

Tufts Shared Services (TSS)

Tufts Shared Services was originally an unincorporated alliance of Tufts University and the hospitals that eventually became Tufts Medical Center (TMC). In 1968, it was incorporated as a non-profit organization. Its purpose is to provide common services on the health sciences campus in support of both the University and the Medical Center. Current services include utilities, parking on the Boston Campus and printing on the Boston, Medford and Grafton Campuses. Governance consists of the Corporation Members appointed, in equal numbers, by the Presidents of the University and the Medical Center. The Corporation Members elect the members of the Administrative Board and the Executive Committee. This board meets quarterly per fiscal year.

Tufts Shared Services (TSS) Board

Corporation Members

Kristine Hanscom, Senior Vice President, Chief Financial Officer (TMC)
 Bill Shickolovich, Senior Vice President, CIO (TMC)
 Thomas McGurty, Vice President of Finance and Treasurer (TU)
 Mark Gonthier, Executive Associate Dean (TU)
 Linda L. Snyder, Vice President of Operations (TU)
 Jeffrey Weinstein, Senior Vice President, General Counsel (TMC)
 James Foley, Executive Director (TSS)

Administrative Board (as of 12/1/14)

Consists of the six Corporation Members, as well as Mr. James Foley, Executive Director of the Corporation.

Executive Committee

Mark Gonthier (TU)
 James Foley (TSS)
 Jeffrey Weinstein (TMC)

Non-Voting Members

James Foley (TSS)

Corporate Chairman FY2017

Thomas McGurty (TU)

Administrative Committees, Continued

2016

University Library Council (ULC)

The ULC is the decision-making body for strategic and operational issues that affect all Tufts libraries, and has rotating chairs every year. Issues include scholarly communications (including open access); effective ways to interface with other University units, particularly to support research and education; collection management among Tufts libraries; librarian promotions and personnel policies that affect librarians and support staff in the libraries; creation of and appointment to university-wide library committees and committees of the Boston Library Consortium; and membership in cooperative groups, such as the Boston Library Consortium, Hathi Trust, Digital Preservation Network, and OCLC Research Libraries Partnership. Membership consists of the Directors of all of Tufts' libraries, Digital Collections and Archives, and University Library Technology Services. Ex-officio members include a Provost-appointed Associate or Vice Provost, who sponsors the ULC, and a representative from Tufts Technology Services' Educational and Scholarly Technology Services. Meets monthly year-round.

University-wide Committee on Teaching and Faculty Development (UCTFD)

Chaired by a Provost-appointed Associate Provost and a rotating co-chair from one of the schools, the role of UCTFD is to facilitate collaboration and engagement among all university schools for faculty development programs, services and issues. UCTFD assists the Provost in affirming excellent teaching and learning as a priority at Tufts, and in that context promoting and coordinating the educational and faculty development activities of Tufts' schools, including an annual teaching and learning conference. UCTFD serves as the steering or advisory committee for the Center for the Enhancement of Learning and Teaching (CELT), the Tufts Innovates seed grant program, and Teaching and Learning Engagements at Tufts (TALeS). Membership includes academic deans and faculty, as appointed by the school deans or directors, a library representative appointed by the University Library Council (ULC), the director of CELT, and representatives from other institutional offices that support faculty in their academic work, including the Office of the Provost, the Office of Institutional Research and Evaluation, and Tufts Technology Services' Educational Technology Services. Meets monthly, September to June.

Administrative Organization

Fall 2016

Officers of the Corporation

Peter R. Dolan, Chairman of the Board
 William R. O'Reilly, Jr., Vice Chair
 Jonathan M. Tisch, Vice Chair
 Anthony P. Monaco, President
 David R. Harris, Provost and Senior Vice President
 Patricia L. Campbell, Executive Vice President
 Eric Johnson, Senior Vice President University Advancement
 Mary R. Jeka, Senior Vice President, University Relations
 Julien C. Carter, Vice President, Human Resources
 Thomas S. McGurty, Vice President, Finance and Treasurer
 Linda Snyder, Vice President, Operations
 David Kahle, Vice President for Information Technology and Chief Information Officer (CIO)
 Christine C. Sanni, Vice President for Communications and Marketing
 George A. "Tod" Hibbard, Assistant Treasurer
 Paul Tringale, Secretary of the Corporation
 Michael A. Baenen, Assistant Secretary of the Corporation

School of Arts and Sciences

James Glaser, Dean of the School of Arts and Sciences
 Joe Auner, Dean of Academic Affairs for Arts and Sciences
 Nancy Bauer, Dean of the School of the Museum of Fine Arts at Tufts, Dean of Academic Affairs for Arts and Sciences
 Bárbara Brizuela, Dean of Academic Affairs for Arts and Sciences
 Robert Cook, Dean of the Graduate School of Arts and Sciences and Dean for Research
 Scott Sahagian, Executive Administrative Dean for Arts and Sciences
 Nancy Mahler, Senior Director of Development for Arts and Sciences
 Heidi Brown, Director of Communications for Arts and Sciences
 Jillian Dubman, Secretary of the Faculty for Arts, Sciences, and Engineering
 Christine Cousineau, Associate Director for Faculty Hiring and Work/Life
 Gregory D'Angelo, Associate Dean of Faculty Affairs for the School of the Museum of Fine Arts at Tufts
 Caleb Davis, Administrative Director for the School of the Museum of Fine Arts at Tufts

School of Engineering

Jianmin Qu, Dean & Karol Family Professor
 Jim Sarazen, Executive Associate Dean
 Fiorenzo Omenetto, Associate Dean for Research
 Karen Panetta, Associate Dean for Graduate Education
 Darryl Williams, Associate Dean for Undergraduate Education

School of Engineering, continued

Jennifer Stephan, Associate Dean of Undergraduate Advising
 Mark Ranalli, Associate Dean and Executive Director, Tufts Gordon Institute
 Meredith Portsmore, Director, Center for Engineering Education and Outreach
 Cynthia LuBien, Senior Director of Development for Engineering
 Robin Kahan, Associate Director, Engineering Career Services
 Julia C. Keller, Communications Director

Undergraduate Studies & Academic Advising, Student Affairs, and Student Services

John Barker, Dean of Undergraduate and Graduate Students for Arts, Sciences and Engineering
 Carmen Lowe, Dean of Academic Advising and Undergraduate Studies for Arts, Sciences, and Engineering
 Mary Pat McMahan, Dean of Student Affairs
 Paul Stanton, Dean of Student Services
 Carol Baffi-Dugan, Associate Dean of Undergraduate Education for Arts & Sciences
 Robert Mack, Associate Dean of Student Success and Advising
 Jean Herbert, Associate Dean of Undergraduate Education for Arts & Sciences
 Joseph Waranyuwat, Associate Dean of Undergraduate Education for Arts & Sciences
 Sheila P. Bayne, Associate Dean Tufts Programs Abroad
 JoAnn M. Jack, Registrar for Arts, Sciences, and Engineering
 Raymond Ou, Senior Associate Dean of Student Affairs
 Marisel C. Perez, Associate Dean of Student Affairs
 Christopher M. Rossi, Assistant Dean of Student Affairs
 Patricia Reilly, Director, Financial Aid
 Nino Testa, Director, LGBT Center
 Kirsten Behling, Director, Student Accessibility Services
 Michelle Bowdler, Senior Director, Health and Wellness Services, Medford Campus
 Officer, Judicial Affairs (Open)
 Jane Elish-Andrews, Director, International Center
 Bryn Gravitt, Director, Women's Center
 John Morris, Director of Athletics
 Joseph Golia, Director, Office of Campus Life
 Margaret Higham, Medical Director, Health Services
 Gretchen Inman, Director of Graduate Student Services
 Yolanda King, Director, Residential Life & Learning
 Anne Moore, Program Specialist, Scholar Development
 Katrina E. Moore, Director, Africana Center
 Greg Victory, Executive Director, Career Center

Administrative Organization, Continued

Fall 2016

Undergraduate Studies and Academic Advising, Student Affairs, and Student Services, continued

Sean Recroft, Director of Summer Session for Arts, Sciences, and Engineering
Stephanie Ripley, Associate Director of Pre-Professional Advising
Julie Ross, Director, Mental Health Services
Rubén Salinas Stern, Director, Latino Center
Ginny Bonish, Associate Director of AS&E Tech Team
Ian Wong, Director, Health Education
Linell Yugawa, Director, Asian American Center

Admissions and Enrollment Management

Karen Richardson, Dean of Admissions and Enrollment Management

Undergraduate Admissions

Susan Garrity Ardizzoni, Director of Undergraduate Admissions
Jennifer Simons, Associate Director of Undergraduate Admissions & Director of International Recruitment
Denny Paredes, Associate Director of Undergraduate Admissions
Meghan Dangremond, Associate Director of Undergraduate Admissions
Edward Pickett III, Associate Director of Undergraduate Admissions
Matthew Alander, Associate Director of Undergraduate Admissions
Meredith Reynolds, Associate Director of Undergraduate Admissions

SMFA at Tufts University Admissions

Karen Townsend, Director of SMFA Admissions
Angela Jones, Associate Director of SMFA Admissions

Graduate Admissions

Roxana Woudstra, Director of Graduate Admissions

Jonathan M. Tisch College of Civic Life

Alan D. Solomont, Dean
Peter Levine, Associate Dean for Research
Chris Swan, Associate Dean
Kei Kawashima-Ginsberg, Director of CIRCLE
Nancy Thomas, Director of IDHE
Jennifer McAndrew, Director of Policy, Planning, and Strategy
Shirley Mark, Director of Community Partnerships
Mindy Nierenberg, Senior Director of Tisch Programs and Director, Leadership Studies Minor
Bettina Stevens, Administrative Director

Cummings School of Veterinary Medicine

Deborah T. Kochevar, Dean
Joseph P. McManus, Executive Associate Dean
M. Sawkat Anwer, Associate Dean, Research
Angeline E. Warner, Associate Dean, Academic Affairs/Virginia Rentko, Medical Director, Veterinary Hospitals
Barbara Berman, Assistant Dean, Student Affairs
Susan Brogan, Director, Continuing Education
Susan J. Pasquale, Director of Faculty Affairs and Administrative Services
Rebecca Russo, Director, Admissions
David Lee-Parritz, Director, Contract Research
Ana Alvarado, Dir. of Development and Alumni Affairs
Lorraine Daignault, Marketing Director

Fletcher School of Law and Diplomacy

James Stavridis, Dean
Gerard F. Sheehan, Executive Associate Dean
Steven Block, Academic Dean
Bhaskar Chakravorti, Senior Associate Dean of International Business and Finance and Executive Director, Institute for Business in the Global Context
Deborah Winslow Nutter, Senior Associate Dean and Director, Global Master of Arts Program (GMAP)
Laurie Hurley, Associate Dean, Admissions & Financial Aid
Jennifer Burckett-Picker, Director, Summer School and PhD Student Services
James Rollins, Director of Finance and Administration
Cynthia Rubino, Director, Edwin Ginn Library and Information Technology
Elana Givens, Director, Office of Career Services
Mary Dulatre, Registrar and Manager of Student Academic Programs
Valerie Wencis, Director, Communications, Public Relations and Marketing
Kate Ryan, Director, Development and Alumni Relations

Gerald J. and Dorothy R. Friedman School of Nutrition Science and Policy

Dariusz Mozaffarian, Dean
Edward Saltzman, Academic Dean for Education
Elena Naumova, Academic Dean for Faculty
Edward Kleifgen, Executive Administrative Dean
Krissy Day, Director of Business Operations
Matthew Hast, Assistant Dean, Student Affairs

School of Dental Medicine

Huw F. Thomas, Dean
Mark Gonthier, Executive Associate Dean
Nadeem Karimbux, Associate Dean, Academic Affairs
Robert H. Kasberg, Jr., Associate Dean, Admissions and Student Affairs
Gerard Kugel, Associate Dean, Research
Noshir R. Mehta, Associate Dean, Global Affairs
Maria Papageorge, Associate Dean, Hospital Affairs

Administrative Organization, Continued

Fall 2016

School of Dental Medicine, continued

Beth Conant, Director of Finance and Administration
Sandra Pearson, Director, Enrollment Services
Carol Ann Trotman, Interim Director, Advanced and Graduate Education
Betty Ann Kearney, Senior Director, Development & Alumni Relations
Samuel Ruth, Director, Continuing Education, Marketing, and Communication

School of Medicine

Harris A. Berman, Dean
Naomi Rosenberg, Vice Dean, Research
Thomas M. Malone, Executive Associate Dean
Scott Epstein, Dean, Educational Affairs
Henry Klapholz, Dean, Clinical Affairs
Amy Kuhlik, Dean, Student Affairs
Aviva Must, Dean, Public Health & Professional Degree Programs
Joyce Sackey, Dean, Multicultural Affairs & Global Health
David Neumeyer, Dean, Admissions, MD Program
Richard Dupee, Dean for International Affairs
Rebecca Scott, Senior Director, Development & Alumni Relations-Medicine
Siobhan Gallagher, Deputy Director of Public Relations
Peter Bates, Academic Dean at Maine Medical Center
Nicolaos Madias, Academic Dean at St. Elizabeth's Medical Center
David Schoetz, Academic Dean at Lahey Clinic
Robin T. Glover, Associate Dean, Public Health & Professional Degree Programs
Janet Kerle, Associate Dean, Student Affairs
John A. Matias, Associate Dean, Admissions & Enrollment Services
Maria Blanco, Associate Dean, Faculty Development
Carol A. Duffey, Assistant Dean, Student Enrollment/Registrar
Kathleen Lowney, Assistant Dean, Faculty Affairs
Tara Olsen, Assistant Dean, Financial Aid
Eric Albright, Director, Hirsh Health Sciences Library
Brien Barnewolt, Director, Clinical Skills
Alvar Gustafson, Director, Master of Science in Biomedical Sciences Program
Janice Gilkes, Director of Enrollment Services
Karin Pearson, Director, Office of Continuing Education
Jesse Rideout, Director, Simulation Education
Saradha Ramesh, Director, Evaluation & Assessment
Gianna Vroom, Director, Student Health Advisory

Sackler School of Graduate Biomedical Sciences

Naomi Rosenberg, Dean
Kathryn Lange, Associate Dean
Elizabeth Storrs, Registrar & Director of Enrollment Services

Jean Mayer USDA Human Nutrition Research Center on Aging at Tufts

Sarah L. Booth, Interim Center Director
Mark R. Wesley, Senior Director, Administration and Finance
Lily Yee, Budget Fiscal Officer II



Tufts New England Medical Center Hospital, ca. 1950

Central University Administration

Office of the President

Anthony P. Monaco, President
Michael A. Baenen, Chief of Staff
Rev. Gregory McGonigle, University Chaplain

University Advancement

Eric Johnson, Senior Vice President for University Advancement
Margot Biggin, Executive Director of University Advancement
Edward Ellison, Executive Director of Alumni Relations
Marah Atwell, Executive Director of Advancement Communications and Services
Jo Wellins, Executive Director of University Advancement
Jonathan Schwartz, Executive Director of Campaign Management
William Gehling, Senior Advisor, University Advancement
Ana Alvarado, Senior Director of Development and Alumni Relations, Cummings School of Veterinary Medicine
Nancy Mahler, Senior Director of Development, School of Arts and Sciences
Kathleen Ryan, Senior Director of Development and Alumni Relations, Fletcher School
Cindy LuBien, Senior Director of Development, Engineering School
Rebecca Scott, Senior Director of Development and Alumni Relations, Tufts University School of Medicine
Cindy Briggs Tobin, Senior Director of Development and Alumni Relations, Friedman School
Betty Ann Kearney, Senior Director of Development and Alumni Relations, School of Dental Medicine
Brooke Anderson, Senior Director of Gift Planning
Craig Williams, Director of Advancement Information Services
Gina DeSalvo, Director of the Parents Program, Arts, Sciences and Engineering
Celeste Mahoney, Director of Special Events
Ippolita Cantut-Castelvetri, Senior Director of Corporate and Foundation Relations
Sean Devendorf, Senior Director, Annual Giving
Miriam McLean, Director of Development for University Initiatives
Jeff Winey, Senior Director, Principal and Leadership Gifts
Ming Zhong, Director of Asia Relations and Development

Office of the Provost and Senior Vice President

David R. Harris, Provost and Senior Vice President
Simin Nikbin Meydani, Vice Provost for Research
Kevin Dunn, Vice Provost
Dawn Geronimo Terkla, Associate Provost for Institutional Research and Assessment
Mark Brimhall-Vargas, Chief Diversity Officer and Associate Provost
Celia Campbell, Administrative Associate Provost
Jonathan Kaplan, Director, Board of Advisors
Diana Chigas, Senior International Officer and Associate Provost
Diane Souvaine, Special Advisor to the Provost

Office of the Vice Provost for Research

Simin Nikbin Meydani, Vice Provost for Research
Larry Steranka, Sr. Director, Technology Transfer and Industry Collaboration (TTIC)
Amy Gantt, Director, Research Development
Kirby Johnson, Director, Research Facilitation and Integrity
Augusta Rohrbach, Associate Director, Strategic Initiatives
Daniel G. Jay, Director, Postdoctoral Affairs
Kara Charmanski, Associate Director, Business Operations
Zoya Davis-Hamilton, Director, Research Administration Initiatives
Todd Conley, Sr. Associate Director, Research Administration, Boston
Vacant, Sr. Associate Director, Research Administration, Medford
Deena Strabone, Sr. Associate Director, Sponsored Programs Accounting, Boston
Susan Morrison, Sr. Associate Director, Sponsored Programs Accounting, Medford
Scott Perkins, Sr. Director, Division of Laboratory Animal Medicine (DLAM)
Melanie M. Marketon, Biosafety Manager
Julie Morelli Novak, Operations Director, Health Sciences Institutional Review Board (HSC IRB)
Lara Sloboda, Operations Manager, Social, Behavioral & Educational Research Institutional Review Board (SBER IRB)
Valerie Parkison, Institutional Animal Care & Use Committee / Institutional Biosafety (IACUC/IBC) Regulatory Director

Office of Institutional Research and Evaluation

Dawn Geronimo Terkla, Associate Provost for Institutional Research and Assessment
Jessica Sharkness, Director of Institutional Research and Evaluation

Office of the Executive Vice President

Patricia Campbell, Executive Vice President
Karen Mulder, Director of Business Development

Central University Administration, Continued

Finance

Thomas S. McGurty, Vice President for Finance and Treasurer
Susan Leverone, Senior Director, Finance and Planning
James Walsh, University Controller
John Homich, Director, Procurement & Strategic Sourcing
James Hurley, Senior University Budget Director
Rock Rottler, University Budgeting Director
Lisa Halpert, Director, Financial Planning
Dave Beall, Senior Manager of Financial Services
Tod Hibbard, Assistant Treasurer
Bret Murray, Director, Risk Management and Insurances
Kathy Mundhenk, University Bursar and Co-Manager, Student Financial Services
James Moodie, Health Sciences Bursar, Financial Services

Investment Office

Sally Dungan, Chief Investment Officer

Human Resources

Julien Carter, Vice President
Mary Anne McInnis, Director for Training, Learning, & Development
Anne Spangler, Director of Planning and Projects
Deborah Blackie, Director of Compensation
Robbyn Dewar, Director of Benefits
Maureen Sonnie, Director of HR Strategies

Operations

Linda L. Snyder, Vice President, Operations
Donna Golemme, Executive Director
Stephen Nasson, Senior Director, Facilities Services
Windsor (Skip) Bigelow III, Director, Grafton Facilities Services
Robert Chihade, Director of Real Estate
Patricia Klos, Director, Dining and Business Services
Kevin Maguire, Director of Public and Environmental Safety
Cory Pouliot, Director, Boston Facilities Services
Randall Preston, Director, University Energy Program
Lois Stanley, Director, University Campus Planning
Barbara Stein, Director, Capital Programs

Audit and Management Advisory Services

Seth Kornetsky, Executive Director

Tufts Support Services (TSS)

Richard Doolin, Senior Director, Support Services
Peter Barone, Director, Financial Services
Peter Barron, Director, Human Resources Operations
Melanie Foley, Director, Tier 1, Community Support Services

Tufts Technology Services (TTS)

David Kahle, Vice President for Information Technology and Chief Information Officer (CIO)
Doug Anderson, Director, Service Planning & Assessment
Paul Bergen, Director, Educational Technology Services
Thomas Cox, Director, Design Practice
Lisa Duhaime, *Interim* Director, Client Support Services
Charlotte Keys, Director, Library Technology Services
Louis Kaczmarek, Director, Enterprise Architecture
Lorna Koppel, Director, Information Security
Ronald LaRussa, Strategic Programs Development & Staff Officer
Mairéad Martin, Associate Chief Information Officer (CIO)
Angie Milonas, Director, Finance and Administration
Kevin O'Dea, Director, Dental School Information Technology
Theresa Regan, Director, Enterprise Infrastructure
Larry Thomas, Director, Data Strategy
Ian Wall, Director, Enterprise Applications
Lionel Zupan, Director, Research Technology

University Libraries

Eric D. Albright, Director, Hirsh Health Sciences Library
Betsy Like, Library Manager, Webster Family Library, Cummings School of Veterinary Medicine
Cynthia Rubino, Director, Edwin Ginn Library and Information Services, Fletcher School
Daniel Santamaria, Director, Digital Collections and Archives
Laura C. Wood, Director, Tisch Library

University Relations

Mary R. Jeka, Senior Vice President for University Relations and General Counsel

Communications and Marketing

Christine Sanni, Vice President for Communications and Marketing
Jean Ayers, Executive Director, Marketing and Chief Branding Officer
Karen Bailey, Executive Editor
Patrick Collins, Executive Director of Public Relations

David Nuscher, Senior Communications Advisor

Office of Community Relations

Barbara Rubel, Director
Rocco DiRico, Director

Office of Equal Opportunity

Jill Zellmer, Executive Director

Office of University Counsel

Akiyo Fujii, Associate General Counsel for Business Affairs
Lili Palacios-Baldwin, Associate General Counsel for Labor and Employment

Department Chairs and Program Chairs

Fall 2016

Arts and Sciences

Africana Studies
 American Studies
 Anthropology
 Art and Art History
 Asian American Studies
 Biology
 Boston School of Occupational Therapy
 Chemistry
 Child Development
 Classics
 Colonialism Studies
 Community Health
 Consortium of Studies in Race, Colonialism, and
 Diaspora (RCD)
 Drama & Dance
 Earth and Ocean Sciences
 Economics
 Education
 English
 Environmental Studies
 Film and Media Studies

 History
 International Literary and Cultural Studies
 International Relations
 Latin American Studies
 Latino Studies
 Mathematics
 Middle Eastern Studies
 Music
 Peace and Justice Studies
 Philosophy
 Physical Education/Athletics
 Physics & Astronomy
 Political Science
 Psychology
 Religion
 Romance Languages
 Science, Technology, and Society
 Sociology
 Urban & Environmental Policy
 Women's, Gender, and Sexuality Studies

Engineering

Biomedical Engineering
 Chemical & Biological Engineering
 Civil & Environmental Engineering
 Computer Science
 Electrical & Computer Engineering
 Mechanical Engineering

Cummings School of Veterinary Medicine

Biomedical Sciences
 Clinical Sciences
 Environmental and Population Health
 Infectious Disease and Global Health

Chairs/Directors

Professor Adlai Murdoch, Director
 Associate Professor Heather Curtis, Director
 Associate Professor Sarah Pinto
 Professor Peter Probst
 Associate Professor Natalie Masuoka, Director
 Professor Sergei Mirkin
 Professor Sharan Schwartzberg, *Interim*
 Professor Krishna Kumar
 Professor David Henry Feldman
 Professor Ioannis Evrigenis
 Professor Lisa Lowe, Director
 Professor Jennifer Allen
 Associate Professor Kris Manjapra, Director

 Professor Heather Nathans
 Professor Jack Ridge
 Professor Daniel Richards
 Professor David Hammer
 Professor Joe Litvak
 Professor Ujjayant Chakravorty, *Interim* Director
 Professor Malcolm Turvey & Senior Lecturer Julie
 Dobrow, Co-Directors
 Professor Beatrice Manz
 Professor Greg Carleton
 Professor Vickie Sullivan, *Interim* Director
 Associate Professor Nina Gerassi-Navarro, Director
 Associate Professor Helen Marrow, Director
 Professor Misha Kilmer
 Associate Professor Kenneth Garden, Director
 Professor David Locke
 Professor Bruce Hitchner, Director
 Associate Professor Erin Kelly
 John Morris, Director
 Professor Hugh Gallagher
 Professor Deborah Schildkraut
 Professor Lisa Shin
 Professor Brian Hatcher
 Professor Pedro Palou
 Associate Professor Moon Duchin, Director
 Professor Pawan Dhingra
 Associate Professor Mary Davis
 Associate Professor Sabina Vaught, Director

Chairs

Professor David Kaplan
 Professor Kyongbum Lee
 Professor Kurt Pennell
 Professor Kathleen Fisher
 Professor Eric Miller
 Professor Chris Rogers

Chairs

Joyce Knoll, VMD, PhD
 Nicholas Frank, DVM, PhD
 David Lee-Parritz, DVM
 Saul Tzipori, PhD, DVSc

Department Chairs and Program Chairs, Continued

Fall 2016

Friedman School of Nutrition Science & Policy

Biochemical and Molecular Nutrition
 Nutritional Epidemiology
 Combined MS/Dietetic Internship
 Nutrition Communication and Behavior Change
 Food Policy and Applied Nutrition
 Agriculture, Food and Environment
 Humanitarian Assistance
 Masters of Nutrition Science and Policy (Blended)
 Online Certificate Program

Sackler School of Graduate Biomedical Sciences

Cell, Molecular, & Developmental Biology
 Biochemistry
 Clinical and Translational Science
 Genetics
 Molecular Microbiology
 Neuroscience
 Immunology
 Pharmacology & Experimental Therapeutics
 Cellular and Molecular Physiology

School of Dental Medicine

Comprehensive Care
 Diagnostic Sciences
 Endodontics
 Oral and Maxillofacial Surgery
 Orthodontics
 Pediatric Dentistry
 Periodontology
 Prosthodontics
 Public Health and Community Service

School of Medicine

Basic Science

Developmental, Molecular and Chemical Biology
 Integrative Physiology and Pathobiology
 Molecular Biology and Microbiology
 Neuroscience

Clinical

Anatomic and Clinical Pathology
 Anesthesiology and Perioperative Medicine
 Dermatology
 Emergency Medicine
 Family Medicine
 Medicine
 Neurology
 Neurosurgery
 Obstetrics and Gynecology
 Ophthalmology
 Orthopaedic Surgery
 Otolaryngology/Head and Neck Surgery
 Pediatrics
 Physical Medicine and Rehabilitation
 Psychiatry
 Public Health and Community Medicine
 Radiation Oncology
 Radiology
 Surgery
 Urology

Program Directors

Stefania Lamon-Fava, PhD
 Nicola McKeown, PhD
 Carole Palmer, EdD, RD & Kelly Kane, MS, RD
 Jeanne Goldberg, PhD & Jennifer Scheck, PhD
 Beatrice Rogers, PhD
 Timothy Griffin, PhD
 Dyan Mazurana, PhD
 Lynne Ausman, PhD
 Diane McKay, PhD

Program Directors

Ira Herman, PhD
 Larry Feig, PhD
 David Kent, MD
 Rajendra Kumar-Singh, PhD
 Michael Malamy, PhD
 F. Rob Jackson, PhD
 Brigitte Huber, PhD
 Emmanuel Pothos, PhD
 Brent Cochran, PhD

Chairs

Charles Rankin, DMD, *Interim* Chair
 Aruna Ramesh, DMD, *Interim* Chair
 Robert Amato, DMD, *Interim* Chair
 Maria B. Papageorge, DMD, MS
 Carroll Ann Trotman, BDS, MS, MA
 Cheen Loo, BDS, PhD, MPH
 Bjorn Steffensen, DDS, MS, PhD
 Hans-Peter Weber, DMD
 Mark Nehring, MEd, DMD, MPH

Chairs

Philip W. Hinds, PhD
 Caroline Genco, PhD
 John M. Leong, MD, PhD
 Philip G. Haydon, PhD

Chairs

Barbarajean Magnani, MD, PhD
 Ruben J. Azocar, MD
 Jay S. Duker, MD
 Mark D. Pearlmutt, MD
 Randy Fair Wertheimer, MD
 Deeb N. Salem, MD
 David E. Thaler, MD, PhD
 Carl Heilman, MD
 Errol Norwitz, MD, PhD
 Jay S. Duker, MD
 Charles Cassidy, MD
 Elie E. Rebeiz, MD
 Rashed E. Durgham, MD
 Harry C. Webster, MD, MPH
 Paul Summergrad, MD
 Aviva Must, PhD
 David E. Wazer, MD
 Edgar Kent Yucel, MD
 William C. Mackey, MD
 Gennaro A. Carpinito, MD

Faculty Committees

Fall 2016

Arts, Sciences & Engineering Bylaw Committees

Academic Awards
Athletics

Budget & University Priorities*

Campus Planning & Development

Committee on Committees*
Committee on Faculty Work/Life
Educational Policy Committee
Equal Educational Opportunity

Executive Committee for AS&E*
Faculty Advisory Board for Administration*
Faculty Research Awards
Faculty Research Support & Facilities

Foreign Programs (EPC Subcommittee)
Grievance Panel*
IT Committee
Library Committee
Specific Learning Disabilities (EPC Subcommittee)
Student Life

Committee European Center at Talloires
Summer School
Tenure & Promotion*

Undergraduate Admissions & Financial Aid

Liberal Arts & Jackson Bylaw Committees

Academic Review Board
Curricula Committee
Committee on Academic Standing & Honors
Learning Outcomes and Assessment

Engineering Bylaw Committees

Academic Standing
Curriculum Committee
Engineering Graduate Studies
Outcome Assessment Committee

Graduate School of Arts and Sciences Bylaw Committees

Executive Committee
Policy & Programs

A&S Non-Bylaw Committees

Community Health Policy Board
Environmental Studies
Experimental College Board
Gifts of Art Committee
Health Professions Recommendations Committee
International Relations Program
National & International Scholarship Awards
Peace & Justice Studies
Pre-Legal Advising
Women's, Gender and Sexuality Studies

* Committees elected by the faculty

Chairperson/Convener

Professor Barbara Grossman
Associate Professor Steven Hirsch & Senior Lecturer
Mary Glaser, Co-chairs
Professor Pedro Palou and Associate Professor Robert
White, Co-chairs
Associate Professor Justin Hollander (fall) & Associate
Professor Juliet Fuhrman (spring)
Associate Professor Sarah Sobieraj
Associate Professor Elizabeth Remick
Senior Lecturer Anne Mahoney
Professor Pawan Dhingra & Associate Professor
Natalie Masuoka, Co-chairs
Prof. Fulton Gonzalez and Prof. Roger Tobin, Co-chairs
Associate Professor Juliet Fuhrman
Professor Jeff Berry
Professor Catherine Freudenreich (fall) & Associate
Professor Al Robbat (spring)
Professor Charles Inouye
Professor Jeff Zabel
Associate Professor James Adler, Convener
Associate Professor David Garman
Professor Aniruddh Patel
Associate Professor Chip Gidney & Associate
Professor Andrew Ramsburg, Co-chairs
Associate Professor Kathleen Camara
Professor Kim Ruane
Professor Krzysztof Sliwa (Vice Chair Professor Lynne
Pepall)
Associate Professor Jeff Taliaferro

Chairperson/Convener

Associate Professor George Ellmore
Senior Lecturer David Proctor
Professor George McNinch
Senior Lecturer Laura Rogers

Chairperson/Convener

Assistant Professor Robert Viesca
Associate Professor Jason Rife
Associate Dean Karen Panetta
Associate Professor Wayne Chudyk

Chairperson/Convener

Professor Barbara Grossman
Dean Robert Cook

Chairperson/Convener

Professor Jennifer Allen, Director
Professor Ujjayant Chakravorty, *Interim* Director
Associate Professor Ariel Goldberg
Dean Nancy Bauer, Convener
Associate Professor Harry Bernheim
Professor Vickie Sullivan, *Interim* Director
Dean Carmen Lowe, Convener
Professor Bruce Hitchner
Associate Director Stephanie Ripley
Associate Professor Sabina Vaught

Faculty Committees, Continued

Fall 2016

Engineering Non-Bylaw Committees

Curriculum Taskforce

Graduate School of Arts and Sciences Non-Bylaw

Interdisciplinary Doctorate Overseers

Trustees Committees

Academic Affairs
Budget and Finance
University Advancement

Mandated Committees

A&S Safety
TUSM Safety
Social, Behavioral, and Educational Institutional Review Board (SBER IRB)
Institutional Review Board (IRB)
Institutional Animal Care and Usage (IACUC)
Boston/Grafton/Medford
Research Integrity Advisory Committee (RIAC)
Institutional Biosafety Committee (IBC) Medford/Boston
Institutional Biosafety Committee (IBC) Grafton
Radiation Safety (RSC)

University-Wide Committees

Affirmative Action Officers Council
Research and Graduate Program Council

The Fletcher School Bylaw Committees

Executive
Academic Council
Admissions and Scholarships
Tenure and Promotion

The Fletcher School Non-Bylaw Committees

Academic Integrity
Diversity and Inclusiveness
PhD Program
Student Academic Programs

Gerald J. and Dorothy R. Friedman School of Nutrition Science and Policy

Admissions

Appointments, Tenure and Promotions
Committee on Committees
Curriculum and Degrees
Finance and Fundraising Advisory
Grievance

Chairperson/Convener

Professor Jeffrey Hopwood

Chairperson/Convener

Professor Susan Ernst

Faculty Representative

Professor Mark Cronin-Golomb
Professor Rob White
Associate Professor Doug Matson

Chairperson/Convener

Inactive Committee

Professor John Castellot
Associate Professor Heather Urry

Associate Professor Andreas Klein
Professor Philip Hinds

Vice Provost for Research Simin Nikbin Meydani
Dr. Celeste Thorpe
Dr. Sawkat Anwer
Assistant Professor Mauricio Solano

Chairperson/Convener

Director Jill Zellmer
Vice Provost for Research Simin Nikbin Meydani

Chairperson/Convener

Dean James Stavridis
Professor Steven Block
Associate Professor Kimberly Theidon
Professor Steven Block

Chairperson/Convener

Professor Michael Glennon
Assistant Professor Carolyn Gideon
Professor Nadim Rouhana
Professor Lawrence Weiss

Chairperson/Convener

Mr. Richard Moyer, Policy Convener
Dr. Nicola McKeown, Science Chair
Dr. Diane McKay, Certificate Program
Dr. Lynne Ausman, MNSP Program
Dr. Christina Economos
Dr. Helen Rasmussen
Dr. Alice H. Lichtenstein
Dr. Parke Wilde
Ms. Kelly Kane

Faculty Committees, Continued

Fall 2016

School of Dental Medicine

Admissions
Advanced and Graduate Education
Compliance
Committee on Committees
Continuing Education
Curriculum
Ethics, Professionalism and Citizenship
Executive Faculty
Faculty Appointments, Promotions and Tenure
Materials Management
Outcomes Assessment
Patient Care Quality Assurance
Student Promotions (Predoctoral)
Research
Risk Management, Safety and Infection Control
Technology

School of Medicine

Admissions
Basic Science Appointments and Promotions
Clinical Faculty Appointments and Promotions
Committee on Committees
Curriculum
Executive Council
Faculty Grievance
Academic Research Awards (formerly Scientific Affairs)
Student Evaluation and Promotion

Sackler School of Graduate Biomedical Sciences

Executive Council
Programs and Faculty
Nominations
Awards

Cummings School of Veterinary Medicine Bylaw Committees

Admissions
Advanced Education
Animal Welfare
Curriculum
Faculty Appointments and Promotions
Faculty Grievance
Student Ethics and Grievance
Student Promotions

Jonathan M. Tisch College Civic Life

Faculty Executive Committee

Chairperson/Convener

Dr. Robert Kasberg
Dr. Carroll Ann Trotman
Erin Grealy and Dr. Robert Amato
Dr. Michael Thompson
Open
Dr. Nadeem Karimbux
Dr. Kathryn Ragalis
President, Provost or Dean
Dr. Carole Ann Palmer
Dr. Gerard Kugel
Dr. Carole Ann Palmer
Dr. Mary Jane Hanlon
Dr. Michael Thompson
Dr. Gerard Kugel
Dr. Mary Jane Hanlon
Kevin O'Dea

Chairperson/Convener

Dr. David A. Neumeyer
Daniel Jay, PhD
Dr. Karen Freund
Dr. David Martin
Dr. Rachel Buchsbaum
Dr. Harris Berman, Dean
Open
Dr. Gowri Raman
Dr. Mark Pearlmuter

Chairperson/Convener

Naomi Rosenberg, PhD
Alexei Degterev, PhD
Bree Aldridge, PhD
Katya Heldwein, PhD

Chairperson/Convener

Dr. Christopher Pirie
Dr. David Lee-Parritz
Dr. Lisa Barber
Dr. Elizabeth Rozanski
Dr. John Berg
Dr. Patrick Skelly
Dr. Robert Bridges
Dr. Perry Bain

Chairperson/Convener

Professors Barbara W. Grossman & Jonathan E. Kenny, Co-chairs

Student Government

Although the Trustees possess the ultimate legal authority and responsibility for the university, all members of the Tufts community, including students, have a voice in a majority of the decisions which affect them.

Undergraduate Students in the School of Arts & Sciences and the School of Engineering

Students have a voice and vote in those areas which affect their academic, social and residential lives.

Tufts Community Union

<http://senate.tufts.edu/>

The Constitution of the Tufts Community Union (TCU) was ratified by the student body in 1981. Branches include the TCU Senate, the TCU Judiciary (TCUJ) and the Elections Commission (ECOM).

The Tufts Community Union Senate

Through student government, in the form of the Tufts Community Union Senate, students are provided with a forum for the discussion of all student concerns and the means of responsive action. The TCU Senate is the representative government of the entire undergraduate student body. All undergraduate students paying the student activities fee are members of the TCU, and are entitled and encouraged to take part in student government by running for elected positions of the various branches, applying for appointment to Faculty or Trustee committees, and voting in campus elections and attending meetings.

In its attempt to meet the needs and wants of its constituency, the Senate strongly encourages feedback on all issues and projects and is always open to new ideas and opinions.

A total of two students designated by the Tufts Community Senate may attend and participate in Faculty meetings without vote, except during consideration of confidential matters.

Faculty and Trustee Committees

In the past, faculty committees have provided Tufts' students with a strong voice in those areas which affect them. Each fall, students are appointed to various faculty committees; these students serve in an ex-officio capacity. The one exception to this procedure involves the Faculty's Committee on Student Life (CSL); three students are elected by the entire TCU and have voting rights on CSL. In addition, every year in the fall one seat is available for students on each of three Trustee committees.

Graduate and Professional Schools

Graduate School of Arts and Sciences and School of Engineering

The Graduate Student Council (GSC) was formed to serve the graduate students of Tufts University in the Graduate School of Arts and Sciences and the School of Engineering (AS&E). All graduate students in Arts, Sciences and Engineering, are, upon entrance into Tufts, automatic constituents of the GSC. The GSC works to provide social, cultural, and educational programs; opportunities and activities directed at improving graduate student life; and facilitating the active participation and contribution of Tufts graduate students to both the Tufts and local communities. Perhaps most importantly, the GSC serves as the main voice of advocacy for all AS&E graduate students on the Medford/Somerville campus in dealing with the administration and faculty on issues, both academic and non-academic, ranging from stipends and healthcare to housing and library collections. The GSC's resources, events, and social media can be found at go.tufts.edu/gsc.

The Fletcher School of Law and Diplomacy

Every fall the students at The Fletcher School elect representatives from among their peers to serve for one year on the Student Council and standing and ad hoc committees. First- and second-year students elect representatives from their classes. Doctoral candidates elect one PhD student to serve on the Student Council. With respect to committees, students continuing beyond the second year of study are represented by second-year students. Student Council representatives and committee representatives are responsible for communicating student concerns to the faculty, administration, and committee members, and for reporting back to their constituency.

Friedman School of Nutrition Science and Policy

Each year, students elect a total of 14 representatives to the Student Council. The Council is primarily responsible for acting as the liaison between students and the Friedman School administration. It also organizes school-wide academic and social events that are deemed appropriate by the Council and the Office of Student Affairs. Two students serve on the Curriculum and Degrees Committee as voting members. Students serve as non-voting members of the Admissions Committee as well. Students also serve on faculty and staff search committees.

Student Government, Continued

Graduate and Professional Schools, Continued

School of Dental Medicine

Each class elects four officers to govern and to relay the academic and administrative affairs of that class. In addition, student-elected representatives, with vote, sit on the following standing committees of the school: the Curriculum; Patient Care Quality Assurance; Risk, Safety and Infection Control; Student Promotions; Ethics, Professionalism and Citizenship; Research; Student Library Advisory; Health and Wellness; and Outcomes Assessment Committees. This representation provides the student body with direct input into the academic and clinical affairs of the School of Dental Medicine.

School of Medicine

Elected by their respective classmates, the membership of the Medical Student Council consists of one class president and three representatives from each of the four classes. The Student Council communicates the needs and opinions of the student body to the administration, oversees funding to student clubs and organizations and organizes school-wide social events and community service projects. The president of Student Council is a voting member of the Dean's Executive Council. The student body elects four voting members per class to the Curriculum Committee and one voting member per class to the Alumni Council. Student representatives are appointed to the Admissions Committee and the Student Ethics and Promotions Committee and are voting members of these committees. Students are often invited to serve on other committees on an as needed basis.

School of Medicine–Public Health and Professional Degree Programs

The Public Health Student Senate (PHSS) represents students in the MPH (including MS-Nutrition/MPH, Bachelor's/MPH, JD/MPH, MD/MPH, DVM/MPH), MS-Health Communication (Bachelor's/MS-HCOM), MS-Pain Research, Education and Policy, MD/MBA, MS-Biomedical Sciences, and Physician Assistant Programs. It serves as a vehicle for students to organize themselves to improve student life and as the formal body that represents students in relationship with the PHPD Programs faculty and administration. The Senate membership consists of a representative from each program and MPH track. They meet monthly and as needed a program director or an administrative representative is invited to attend. Senate members participate in the governance of the programs by sitting on faculty committees e.g. Admissions, Promotion, Academic Affairs, and PHPD Directors. Annual student feedback forums are held by the Senate and students are also welcome to propose agenda items to the Senate President for discussion at the monthly meetings.

Sackler School of Graduate Biomedical Sciences

The Sackler School Graduate Student Council is made up of representatives from each of the school's graduate programs as well as MD/PhD student representatives. The Graduate Student Council communicates the needs and opinions of the student body to the administration, oversees funding to student clubs and organizes school-wide social events, community service projects and an annual school-wide event that raises funds for students to attend professional meetings to present their research. The president and vice-president of the Council are non-voting members of the Executive Council. This Council provides student representation on the Health Science Library Student Advisory Committee and various ad hoc committees established for special projects. Members are elected annually by and from the student body.

Cummings School of Veterinary Medicine

Student governance at the Cummings Veterinary School is conducted by class officers. As needed, officers from different classes meet to address issues affecting the student body as a whole. In addition to these officers, four to eight students per class are elected to serve as Veterinary Educational Review Committee Representatives. Our Student Chapter of the American Veterinary Medical Association (SCAVMA) provides oversight to most of our student organizations. Members of these groups meet regularly with members of Cummings' administration. In addition, student representatives serve on Cummings standing committees.

ACADEMIC PROGRAMS & ACTIVITIES



Agnes Varis Student Center at Tufts University Cummings School of Veterinary Medicine, September 2009

Degree Programs and Colleges

Tufts University consists of the following schools: Arts and Sciences (which includes the College of Liberal Arts, the Graduate School of Arts and Sciences, the School of the Museum of Fine Arts, and the College of Special Studies); the School of Engineering; the School of Medicine; the School of Dental Medicine; The Fletcher School of Law and Diplomacy; the Tisch College of Citizenship and Public Service; the Cummings School of Veterinary Medicine; the Sackler School of Graduate Biomedical Studies; and the Gerald J. and Dorothy R. Friedman School of Nutrition Science and Policy.

Degree Programs

School of Arts and Sciences

<http://as.tufts.edu/>

The School of Arts and Sciences awards three undergraduate degrees: the Bachelor of Arts, the Bachelor of Science, and the Bachelor of Fine Arts. Students who major in the liberal arts and sciences may select from among 50 majors in 40 departments and programs. They may also select a second major from the liberal arts or engineering, or pursue an Interdisciplinary Studies major, which allows students to design their own majors. Minor certificates and special programs are also available. Students admitted to the School of the Museum of Fine Arts at Tufts (SMFA) earn a Bachelor of Fine Arts in Studio Art and take studio and liberal arts courses both on the SMFA campus in Boston's Fenway neighborhood and on the Medford Campus. Prospective students may also apply for admission to a five-year combined degree program and earn both a Bachelor of Arts or Science degree and a Bachelor of Fine Arts Degree.

Five-year Program with the New England Conservatory of Music

A unique opportunity for students interested in obtaining a Bachelor of Arts or Science from Tufts and a Bachelor of Music from the New England Conservatory in a five-year period.

Graduate School of Arts and Sciences

<http://asegrad.tufts.edu/>

The Graduate School of Arts and Sciences offers the degrees of Master of Arts, Master of Science, Master of Fine Arts, Master of Arts in Teaching, Master of Fine Arts, Master of Public Policy, Certificate of Advanced Graduate Study, Educational Specialist, Doctor of Occupational Therapy, and Doctor of Philosophy. The school also maintains formal dual degree programs with the following schools at Tufts: The Fletcher School of Law and Diplomacy, the Gerald J. and Dorothy R. Friedman School of Nutrition Science and Policy, the School of Engineering, and the School of Medicine, as well as dual degree programs with Boston College Law School and Boston College Carroll School of Management.

School of Engineering

<http://engineering.tufts.edu/>

The School of Engineering offers undergraduate and graduate degrees. The majority of undergraduate degrees in the School of Engineering are accredited by ABET. The Biomedical Engineering, Chemical Engineering, Civil Engineering, Computer Engineering, Electrical Engineering, Environmental Engineering, and Mechanical Engineering bachelor's degree programs are accredited by the Engineering Accreditation Commission of ABET. The Computer Science program is accredited by the Computing Accreditation Commission of ABET. (For more information, please see <http://www.abet.org/>.) BS degree programs are also offered in Engineering Psychology, Engineering Science, Engineering Physics, and Engineering. Graduate degree programs include Master of Science and Doctor of Philosophy degrees as well as Master of Science in Engineering Management and Master of Science in Innovation and Management through the Tufts Gordon Institute. The school also maintains formal dual degree programs with the School of Arts and Sciences and The Fletcher School of Law and Diplomacy.

Degree Programs and Colleges, Continued

Tufts Gordon Institute

<http://gordon.tufts.edu/>

Tufts Gordon Institute offers programs that focus on engineering leadership, innovation and entrepreneurship to help graduate and undergraduate students develop the knowledge and skills they need to build and lead teams, organizations, and enterprises. The M.S. in Engineering Management is geared towards working professionals who wish to gain the tools and managerial knowledge necessary to become engineering leaders who inspire and cultivate innovation in the workplace. Tufts Gordon Institute also recently launched a one-year, full-time M.S. in Innovation and Management program aimed at recent STEM graduates who seek to supplement their technical skills with business and leadership knowledge that will enable them to launch new ventures, either a start-up or an existing company. The minor in Engineering Management is a leadership-focused course of study designed to help undergraduate students develop and hone their leadership skills before entering the workplace. The Institute's Entrepreneurial Leadership Studies Program, which includes the Entrepreneurial Leadership Minor, offers coursework and co-curricular programming that aims to deepen students' core business knowledge and provide a wealth of hands-on experiences to put the knowledge into practice.

The Fletcher School of Law and Diplomacy

<http://fletcher.tufts.edu/>

A graduate school of international affairs founded by Tufts with the cooperation of Harvard University, offering multi-disciplinary instruction leading to degrees of Master of Arts, Master of Arts in Law and Diplomacy, Master of International Business, Master of Laws in International Law, and Doctor of Philosophy. The Fletcher School maintains formal dual degree programs with the Department of Urban and Environmental Policy, the Cummings School of Veterinary Medicine, the Gerald J. and Dorothy R. Friedman School of Nutrition Science and Policy, the School of Engineering, the faculty of the College of Liberal Arts and Jackson College, and the School of Medicine. Beyond Tufts, The Fletcher School has formal dual degree programs with Harvard Law School, the University of California at Berkeley Law School, the Amos Tuck School of Business Administration at Dartmouth College, the HEC School of Management in France, the Diplomatic Academy of Vienna, the Instituto de Empresa in Madrid, the China Europe International Business School in Shanghai, and the University of St. Gallen. The Fletcher School and the Gerald J. and Dorothy R. Friedman School of Nutrition Science and Policy offer a joint Master of Arts in Humanitarian Assistance and Fletcher has a joint Masters in Transatlantic Relations with the College of Europe in Belgium.

Gerald J. and Dorothy R. Friedman School of Nutrition Science and Policy

<http://nutrition.tufts.edu/>

Founded in 1981, the Gerald J. and Dorothy R. Friedman School of Nutrition Science and Policy brings together biomedical, social, political, and behavioral scientists to conduct research, educational and community service programs in nutrition. The school's mission is to improve the nutritional well-being of people throughout the world through the creation, application, and dissemination of new knowledge, and through the education of those who will create and apply knowledge toward that end in the future. The school offers programs leading to the Master of Science and Doctor of Philosophy in nutrition, an online blended learning Master of Nutrition Science and Policy certificate programs and, in cooperation with the Frances Stern Nutrition Center of the New England Medical Center, a coordinated Master of Science/Dietetic Internship program. The school has dual degree programs with the Fletcher School, School of Medicine, and Graduate School of Arts and Sciences, the Carroll School of Management at Boston College, and a joint degree program with the Fletcher School. It is closely associated with the Jean Mayer USDA Human Nutrition Research Center on Aging at Tufts.

Sackler School of Graduate Biomedical Sciences

<http://sackler.tufts.edu/>

The Sackler School was established in 1980 in cooperation with the faculties of the Graduate School of Arts and Sciences and the Schools of Medicine, Dental Medicine, and the Cummings School of Veterinary Medicine to broaden further the University's commitment to multi-disciplinary health science investigations. Its mission is to graduate highly educated scientists in the biomedical sciences. The school offers Doctor of Philosophy degrees in five basic science areas—Cell, Molecular, and Developmental Biology; Genetics; Immunology; Molecular Microbiology; and Neuroscience—as well as Master's and PhD degrees in Clinical and Translational Science and a Master's degree in Pharmacology and Drug Development.

Degree Programs and Colleges, Continued

Professional Schools

School of Dental Medicine

<http://dental.tufts.edu/>

The School of Dental Medicine conducts a four-year dental program culminating in the degree Doctor of Dental Medicine. Advanced Education programs leading to a Certificate of Achievement are offered in most dental specialty areas, as well as programs leading to Master of Science degrees with a major in Dental Science. The Dental International Student (DIS) Program provides foreign-trained dentists with the education and experience required to practice dentistry in America. The School also offers two five-year combined programs: the DMD/MPH, which is offered in collaboration with the Tufts University School of Medicine, and the DMD/Master of Science in Dental Research.

School of Medicine

<http://medicine.tufts.edu/>

The School of Medicine offers a four-year curriculum leading to the degree of Doctor of Medicine as well as several combined degree programs: MD/MPH, MD/PhD, a MD/MBA in Health Management in collaboration with Brandeis University, and a MD/MA with The Fletcher School of Law and Diplomacy. The School of Medicine also offers seven master programs. The Master of Public Health degree has several tracks that include: a Bachelor's/MPH offered with the School of Arts and Sciences, a JD/MPH offered in collaboration with Northeastern University School of Law, a MS in Nutrition/MPH offered with the Gerald J. and Dorothy R. Friedman School of Nutrition Science and Policy, a DVM/MPH offered with the Cummings School of Veterinary Medicine, a DMD/MPH offered with the school of Dental Medicine, a MA in Urban & Environmental Planning (UEP)/MPH with the Tufts Department of UEP, and a MS in Biomedical Sciences (MBS)/MPH. The other six programs are a Master of Science in Health Communication, a Master of Science in Pain Research, Education and Policy, a Master of Science in Biomedical Sciences, a Master of Science in Medical Sciences (Physician Assistant Program), and a Doctor of Public Health. The school also has a MBS/MBA track in collaboration with Brandeis University and a Bachelor's/Master of Science in Health Communication track offered with the School of Arts and Sciences.

Cummings School of Veterinary Medicine

<http://vet.tufts.edu/>

The Cummings School of Veterinary Medicine offers a four-year curriculum leading to the degree Doctor of Veterinary Medicine (DVM). The School also offers three MS degree programs, in Animals and Public Policy, Conservation Medicine, and Infectious Disease and Global Health as well as a PhD program in Biomedical Sciences. Four-year combined degree programs include the DVM/MS in Laboratory Animal Medicine, and the DVM/MPH which is conducted in collaboration with the Tufts University School of Medicine. Five-year combined programs include the DVM/MS in Comparative Biomedical Sciences, and the DVM/MA with Tufts University Fletcher School of Law and Diplomacy. DVM/PhD programs are offered with Tufts University Sackler School of Graduate Biomedical Sciences and with the University of Massachusetts Medical School. As New England's only veterinary school, Tufts offers both veterinary resources and educational opportunities to the people of the region.

Degree Programs and Colleges, Continued

Other Colleges

Experimental College

<http://excollege.tufts.edu/>

Since its founding in 1964, The Experimental College (ExCollege) has grown into a center for academic innovation where collaboration between students and faculty shape new courses and programs. With over fifty credit-bearing electives open to undergraduates, the ExCollege enrolls more than 1500 students annually. Courses represent a range of subjects intended to enrich the traditional Tufts curriculum. Professionals and graduate students from greater Boston with special expertise in a particular area or academic discipline teach the majority of courses. Classes are small, students take an active role in learning, and faculty are encouraged to be innovative offer an interdisciplinary approach. The ExCollege also administers two combined academic/advising programs for entering students, *Explorations* and *Perspectives*, which together enroll a quarter of the incoming class in seminars taught by teams of upper-level students. In 2016, the ExCollege was awarded a *Tufts Innovates* grant to establish the Robyn Gittleman Graduate Teaching Fellows program, which guides advanced graduate students at Tufts in designing and teaching a course. The ExCollege continues to provide opportunities for students to develop their creativity in media production, including filmmaking, multimedia, and photography. As of 2016, the ExCollege's TuftsFilmWorks is now integrated into the new Film and Media Studies (FMS) program. In addition to its ongoing partnership with FMS, the ExCollege teams with programs across the Arts & Sciences in support of their curricular and programmatic initiatives. These include collaborations with the Graduate School, the Institute for Global Leadership, Tisch College of Civic Life, and the Writing Fellows Program. The ExCollege also organizes a range of programs, forums, independent study groups, speakers, and workshops which engage students and faculty with current topics. This academic year brings collaborations focused on the 2016 Presidential election, culminating with the ExCollege's quadrennial Election Night Extravaganza.

Jonathan M. Tisch College of Civic Life

<http://activecitizen.tufts.edu/>

All Tufts students are part of the Jonathan M. Tisch College of Civic Life. Driving the university's commitment to producing active, ethical and effective citizens, this unique college is a catalyst across Tufts schools—preparing students to have a positive, lasting impact on the world around them and engaging faculty in powerful public impact research.

The multi-year Tisch Scholars program builds core leadership and community engagement skills among participating undergraduates. Through the Tisch Fund for Civic Engagement, Tisch College supports students from all schools in developing and expanding self-designed civic initiatives. Tisch College also supports the Leadership Studies Minor for undergraduates and partners with several graduate and professional schools to support Community Service Learning requirements. Over the summer, Tisch Summer Fellows work locally in Washington, D.C., Greater Boston, New York and overseas. Tisch College's Tufts 1+4 Bridge-Year Service Learning Program provides accepted students the opportunity to learn from a transformational year of full-time service, domestically or abroad, before beginning their academic studies at Tufts. Additionally, thousands of students engage through programs integrated into the curriculum and with residential life, Greek life, common book programs and athletics.

Tisch College also collaborates with faculty to advance civically engaged research and teaching. Currently, more than 40 faculty members from seven Tufts schools hold secondary appointments at Tisch College and advise the Tisch College dean on research and academic matters. Annually, close to a dozen faculty members from across Tufts schools undertake research or curriculum development projects and participate in interdisciplinary dialogue as Tisch College Faculty Fellows. The Tisch College Community Research Center (TCRC) provides seed funding and support to Tufts faculty undertaking research in collaboration with community partners.

Tisch College's Center for Information and Research on Civic Learning & Engagement (CIRCLE) is the leading source of authoritative research on civic and political engagement of young Americans. The Institute for Democracy and Higher Education (IDHE), also housed at Tisch College, studies and promotes political learning and engagement on college campuses and leads the National Study of Learning, Voting, and Engagement (NSLVE), the nation's only study of college student voting rates.

Continuing Educational Programs

Tufts Summer Session

<http://go.tufts.edu/summer>

Tufts Summer Session offers approximately 250 undergraduate and graduate courses during two six-week sessions and one twelve-week session each summer. Courses are offered on the Medford campus. About 2,000 people, including Tufts and visiting students, enroll in the summer courses each year. Most summer courses are taught by Tufts faculty offering instruction in the fall and spring terms. Online courses are available.

Students attend Summer Session for many reasons: to complete degree requirements, to earn credit toward a major, to complete language studies before going abroad, to take a new course being offered for the first time, to lighten their fall or spring course load, or to enjoy the small class sizes and personal attention that are a standard feature of summer courses. Summer Session also provides internship and independent study opportunities, as well as special programs for pre-college students, teachers, and other professionals. Tuition-free audits of summer courses are available to Tufts alumni, Tufts retirees, and Medford/Somerville residents.

Professional Schools

School of Dental Medicine Professional Continuing Education

<http://dental.tufts.edu/ce>

Tufts University School of Dental Medicine, Division of Continuing Education is dedicated to providing patient-centered and clinical-based education for the lifelong learning needs of dental professionals. We strive to develop educational programs that address different patient populations, dental specialties, advancing technologies, and varied practice settings. We create and coordinate programs that incorporate all type of educational methodologies, quality training, and the highest standards of oral health care by utilizing a comprehensive and multidisciplinary approach.

Continuing Education Goals:

- To promote and encourage continual and lifelong education of the dental professional beyond graduation and/or certification by presenting outstanding programs by recognized clinicians and educators who have demonstrated expertise in their respective fields of endeavor
- To disseminate new information on advancing technology and procedures, for practical application by the dental professional
- To encourage and assist the dental professional to achieve higher levels of skills, knowledge, and competence
- To provide continuing education programs that enable participants to continually provide an improved level of care to their patients and their community

Our programs feature world-renowned instructors, innovative hands-on sessions, advanced level programs, and courses for the entire dental team. The Division of Continuing Education is an ADA CERP (Continuing Education Recognition Program) recognized provider.

Continuing Educational Programs, Continued

Professional Schools, Continued

School of Medicine Professional Continuing Education (OCE)

<http://medicine.tufts.edu/Education/Continuing-Education>

The mission of the TUSM Office of Continuing Education (OCE) is to enhance clinician knowledge and competence; improve clinician performance; and promote lifelong learning for Tufts-affiliated physicians, nurses, pharmacists, and for other health practitioners locally, regionally, nationally and internationally. The ultimate goal of this endeavor is to improve patient care and health outcomes.

TUSM is accredited with Commendation by the Accreditation Council for Continuing Medical Education (ACCME); accredited as a provider of continuing nursing education by the American Nurses Credentialing Center's Commission on Accreditation (ANCC COA); and accredited by the Accreditation Council for Pharmacy Education (ACPE).

The OCE also provides CE programming for other health care professions, including social work, case management, and specialty-specific groups such as the American Academy of Family Physicians (AAFP), American Academy of Dermatology (AAD), and American Academy of Nurse Practitioners (AANP). Through a variety of instructional formats and media, including live and internet-based activities and an extensive library of self-study materials, Tufts' CE activities focus on a range of clinical and scientific topics as well as other essential competencies such as evidence-based practice, professionalism, communications, quality improvement, cultural sensitivity and care management. Each year, the OCE offers approximately 100 or more live and enduring activities, as well as approximately 150 Regularly Scheduled Series (RSS) for Tufts-affiliated hospitals.

These CE activities support the professional development of physicians, nurses, pharmacists and other health care professionals and provide continuing professional education as a strategic asset for performance improvement. The TUSM OCE frequently partners with outside organizations to provide continuing education activities for both Tufts and non-Tufts practitioners at the local, regional, national and international level.

Cummings School of Veterinary Medicine Professional Continuing Education

<http://ce.vet.tufts.edu/>

The Cummings School of Veterinary Medicine a fully accredited American Veterinary Medical Association (AVMA) approved provider of continuing education for veterinary licensure. The Office of Continuing Education offers veterinary medical education to improve animal and human health by presenting programs that highlight the role of veterinarians in public health, clinical services, and research. Over 1,500 people participate in these programs each year. This commitment to "lifelong learning" extends beyond the veterinary community and includes all interested in animal care and wellbeing. Veterinary Continuing Education is presented by the faculty and staff of our teaching hospitals to provide the most current information on recent developments in veterinary medicine and to improve the quality of life for our veterinary patients. Our programs are available to veterinary professionals who are seeking new opportunities for advancing veterinary care, professional development and fulfilling their continuing education requirements.

Programs provided for veterinarians and veterinary technicians to improve their clinical skills include hands on laboratories and lectures that cover a wide range of topics, from current research and developments in predominately clinical topics to public health issues. The expertise of the faculty is highlighted through lectures, multi-day symposia, webinars, and cooperative programs with affiliated associations.

Other Educational Programs

European Center

Gabriella Goldstein, Director

(617) 627-3290

<http://ase.tufts.edu/europeancenter/>

The Tufts University European Center is an international educational and meeting facility located in the village of Talloires, France. Set on the banks of Lake Annecy, in the foothills of the French Alps, the Tufts European Center is an 11th century former Benedictine Priory which was donated to Tufts in 1978 by Donald (A16) and Charlotte MacJannet.

The Tufts in Talloires Program, one of several programs offered at the European Center, is a six-week summer semester for undergraduate students. Students select two credit bearing courses from an array of undergraduate offerings taught in English by Tufts own faculty. Organized hikes and trips help students discover this magnificent area.

The Tufts in Annecy Program is a four-week French immersion program for university students and adults who want to concentrate on improving their French language skills. Intensive language study, strong faculty support and the French language environment facilitate language acquisition.

The European Center also invites rising high school juniors and seniors to apply to Tufts Summit, a four-week summer program. Tufts Summit students take a college-level course in international relations and an intensive French language course.

Students in all of these academic programs live with local host families to have a firsthand experience of French culture and improve their French language skills.

Because of its proximity to Geneva, the European Center also serves as an important meeting center. Since its founding in 1978, the Center has welcomed a great number of seminars and meetings on a wide range of topics, many sponsored by Tufts own faculty.

Institute for Global Leadership

Heather Barry, Associate Director

(617) 627-3314

<http://www.tuftsgloballeadership.org>

The Institute for Global Leadership (IGL) is a university cross-school program tasked with enhancing the interdisciplinary quality and engaged nature of a Tufts education. The IGL, with more than 20 programs, is an incubator of innovative ways to educate learners at all levels in understanding difficult and compelling global issues. Its goal is to develop new generations of critical thinkers for effective and ethical leadership, who are able to comprehend and deal with complexity, to bridge cultural and political differences, and to engage as responsible global citizens in anticipating and confronting the world's most pressing problems. Due to its unique approaches and ability to create unusual partnerships and juxtapositions, the IGL is at the forefront of efforts that encourage "thinking beyond boundaries and acting across borders." The Institute emphasizes rigorous academic preparation and experiential learning. Students learn through intensive engagement in classes, global research, internships, workshops, simulations and international symposia—all involving national and international students and leaders from the public and private sectors. These activities stress critical and normative thinking, problem solving, and an interdisciplinary approach to learning.

Student Resources

Academic Resource Center

<http://go.tufts.edu/arc>

The Academic Resource Center facilitates student learning beyond the classroom by offering one-on-one and group tutoring sessions in many course subjects, including time management, study skills, writing, and public speaking. Through the Academic Resource Center, students develop the skills they need to become effective independent learners able to thrive at Tufts and beyond.

The ARC comprises Academic Resources, Writing Resources, and the Time Management & Study Strategies Program. The ARC also provides free tutoring for students in most undergraduate classes. Tutors meet with students by appointment and hold drop-in hours in the Campus Center and some residence halls. ARC tutors also run review sessions, study groups, and study skills workshops. Students may request tutoring through the Online Tutor Finder at <http://go.tufts.edu/arc>.

Writing support and tutoring in English language skills are available for graduate and undergraduate students. ARC tutors provide assistance with term papers, Senior Honors Theses, personal statement essays, oral reports, and other projects. Information about obtaining a writing tutor is available at our website.

The Writing Fellows Program aids faculty in designing courses that raise the standard and improve the quality of written work that students produce. The program provides one-on-one attention to students, encourages attentive revision of drafts, and creates a forum for faculty to share ideas on writing assignments that develop students' critical thinking and research skills. Approximately 35 undergraduate writing fellows are assigned to 12 classes each semester.

Student Accessibility Services

<http://uss.tufts.edu/arc/disability/>

Tufts University welcomes students with disabilities and assures them that the university will provide access to all programs for which they are qualified. In accordance with all Federal, State and University regulations, we are committed to providing support and equal access for all students so that they may access curricula to achieve their academic potential. Tufts provides reasonable accommodations to students with disabilities such as hearing, speech, mobility, or vision, and students with learning disabilities and attention deficit disorder. Assistance is also provided to students dealing with serious illness (both medical and psychiatric). In order to request accommodations, students are required to provide Student Accessibility Services with *current documentation* from a qualified professional in the field related to the particular disability. Reasonable accommodations are afforded to any student who is registered with the

Student Accessibility Services (continued)

Student Accessibility Services Office, who has been deemed eligible in accordance with Tufts policies, and in accordance with State and Federal regulations. Accommodations must be requested by the student, and be pertinent to the student's documented disability, and must not substantially alter the educational program, intent, process, nor be an administrative burden to execute for the parties involved.

Career Center

<http://careers.tufts.edu/>

The Tufts Career Center guides undergraduate and graduate students in Arts, Sciences, Engineering and SMFA at Tufts with all facets of career development and job, internship and graduate school search. Resources include career advising, internship and job listings (Jumbo Jobs), on-campus interviews, resume and cover letter preparation, interviewing tips, alumni presentations, networking events, instructional workshops, and graduate school advice.

The Career Center website, careers.tufts.edu, continually updates information on career events on and off campus. The site links to career exploration and job search resources, including Focus 2: a self-paced, online, interactive career guidance system designed to help you assess your interests, skills, personality, and values, and explore careers, majors, and more! The new Tufts Career Networking Group on LinkedIn helps you connect with thousands of alumni eager to share their career advice with you.

The Campus Recruiting Program hosts several career fairs and provides students with the opportunity to apply for full-time jobs and internships with organizations from a wide range of industries including nonprofit, education, business, engineering and government. Students may also participate in recruiting events in New York, Los Angeles, Washington, DC, and Boston. We support all AS&E students in every facet of their career journey.

Tufts Technology Services

<http://it.tufts.edu/>

Tufts Technology Services is able to offer students computer help via the Walk Up Service Desk, located in Eaton Computing Lab. Eaton Lab hours: <https://it.tufts.edu/qs-eatonhours>

Services Include:

- Network connectivity troubleshooting
- Walk-in service available
- Virus checks/removals
- Setup for the Wireless Network at Tufts
- Authorized Dell and Apple Service Provider
- Free Antivirus Software

Religious, Cultural, and Special Interest Programs

University Chaplaincy

Goddard Chapel, 3 The Green, Medford, MA 02155

(617) 627-3427

<http://chaplaincy.tufts.edu/>

The University Chaplaincy is a dynamic hub supporting religious, spiritual, ethical and cultural life for all members of the Tufts community. We provide pastoral care, support religious and philosophical communities, educate about spiritual and ethical issues in society and the world, and promote multifaith engagement.

The University Chaplaincy includes the University Chaplain who is responsible for leading university spiritual life overall, along with a team of Buddhist, Catholic, Humanist, Jewish, Muslim, and Protestant chaplains and staff who serve the whole Tufts family as well as their particular communities. Spiritual life at Tufts also includes many campus communities across the religious and philosophical spectrum that offer many weekly and special programs.

The University Chaplaincy encompasses four sacred spaces on the Medford/Somerville campus: Goddard Chapel (3 The Green), the Granoff Family Hillel Center (220 Packard Avenue), the Interfaith Center (58 Winthrop Street), and the Muslim Prayer Room (Curtis Hall). Many gatherings are held in each of these spaces every week. There is also a Meditation Room at the Tufts Medical Center (Floating 6). Please visit our website at <http://chaplaincy.tufts.edu/> for more information about specific programs, services, communities, and ways to get involved. All are always welcome.

The University Chaplain is The Reverend Greg McGonigle. His office is in Goddard Chapel and he can be reached at (617) 627-3427 or greg.mcgonigle@tufts.edu.

Buddhist Chaplaincy (Interfaith Center, 58 Winthrop Street)

The Buddhist Chaplaincy offers activities such as meditation and dharma study planned by students working with the Buddhist in Residence. This community is for those who identify as Buddhist as well as those interested in mindfulness meditation. It is open to all. Priya Sraman is the Buddhist in Residence and can be reached at (617) 627-0544 or at priya.sraman@tufts.edu.

Catholic Chaplaincy (Interfaith Center, 58 Winthrop Street)

The Catholic Chaplaincy celebrates Mass during term on Sundays at 10:00 p.m. in Goddard Chapel. Many other activities are planned by the student leadership team working with the Catholic Chaplain. Lynn Cooper, MDiv, is the Catholic Chaplain and can be reached at (617) 627-2044 or at lynn.cooper@tufts.edu.

Humanist Chaplaincy (Interfaith Center, 58 Winthrop Street)

The Humanist Chaplaincy offers many activities planned by students working with the Humanist in Residence. This community is for those who identify as Atheist, Agnostic, Nonreligious, or Spiritual but Not Religious and it is open to all. Walker Bristol is the Humanist in Residence and can be reached at (617) 627-0544 or at walker.bristol@tufts.edu.

Jewish Chaplaincy/Hillel Foundation (Granoff Family Hillel Center, 220 Packard Avenue)

The Jewish Chaplaincy/Hillel Foundation offers a wide range of religious, cultural, educational, and social activities. Hillel holds weekly Shabbat services and dinners and Jewish students may celebrate all Jewish holidays at Hillel. Rabbi Jeffrey A. Summit, Ph.D. is the Jewish Chaplain and can be reached at (617) 627-3242, jeffrey.summit@tufts.edu, or <http://www.tuftshillel.org>.

Muslim Chaplaincy (Interfaith Center, 58 Winthrop Street)

The Muslim Chaplaincy gathers for weekly prayer during term on Fridays at 1:00 p.m. in the Interfaith Center. Many other activities are planned by the student leadership team working with the Muslim Chaplain. Celene Ibrahim, MDiv, is the Muslim Chaplain and can be reached at (617) 627-2065 or at celene.ibrahim@tufts.edu.

Protestant Chaplaincy (Interfaith Center, 58 Winthrop Street)

The Protestant Chaplaincy gathers for worship during term on Sundays at 7:00 p.m. in Goddard Chapel. Many other activities are planned by the student leadership team working with the Protestant Chaplain. Daniel Bell, MDiv, is the Protestant Chaplain and can be reached at (617) 627-2097 or at daniel.bell@tufts.edu.

Religious, Cultural, and Special Interest Programs, Continued

Cultural and Special Interest Programs and Organizations

Tufts University Art Gallery

<http://artgallery.tufts.edu/>

Located in the Shirley and Alex Aidekman Arts Center, the Tufts University Art Gallery offers an array of exhibitions through its four venues and nearly 7,000 square feet of gallery space annually. The Gallery's *Museum Without Walls* program is a mobile website offering self-directed tours of art across the Tufts' main campus in Medford. In addition, the Gallery is the steward of the University Permanent Art Collection and operates an intra-university art lending program.

Each year, four exhibitions are curated for and presented in the Tisch Family and the Koppelman Galleries that reflect the Gallery's mission of exploring "new, global perspectives on art and art discourse." The Remis Sculpture Court is a Gallery run exhibition space and multi-purpose event space. The Slater Concourse Gallery presents research projects proposed by Tufts students, faculty, or staff that rotate monthly during the academic.

Interpretive programs expand on the themes of the Gallery's curated exhibitions and include: The *Museum Without Walls* mobile website (<http://tuftsart.toursphere.com>); discussion-based, guided tours that foster "directed looking" at the art on view; curatorial tours; artist's talks; lectures; and panel discussions. Major exhibitions are accompanied by a publication.

The Gallery's Contemporary Art Circle is a friends group of supporters of the visual arts and includes alums, parents, art professionals, collectors, and aficionados. Four events per year are organized for Circle supporters and guests in Boston, New York, and occasionally in other cities.

The Gallery is open to the public during the academic year. The Gallery is closed on all university holidays, Thanksgiving and spring break weeks, and during the summer months; the offices are open year round.

All exhibitions and events are free and open to the public; suggested donation \$3. Tours for groups of 10 or more can be scheduled by appointment by contacting the Education Outreach Coordinator.

The Balch Arena Theater

<http://ase.tufts.edu/drama-dance/performances>

Every year, the Balch Arena Theater presents three major productions in which students are encouraged to participate. Opportunities are provided for involvement in acting, directing, stage management, and arts administration. In addition, up to ten student-directed projects are mounted yearly. The summer season offers students a chance to work in Magic Circle Theater for children ages eleven to fifteen, and Creative Arts for children ages seven to ten.

The Balch Arena Theater is the home of many of the university's drama groups, including Pen, Paint, and Pretzels, a student theater organization, which presents two to four productions each year in the Balch Arena Theater and at other locations on campus.

The Balch Arena Theater also hosts other performances of dance, lecture/demonstrations, as well as other special events. The theater's box office, costume shop, and scene shop employ qualified students to support the many theater-related activities throughout the year.

Religious, Cultural, and Special Interest Programs, Continued

Cultural and Special Interest Programs and Organizations, Continued

The Africana Center

<http://ase.tufts.edu/africana>

Mission: The Africana Center was founded in 1969 to meet the needs and concerns of Tufts students of African descent. The Center supports the academic mission of the university by providing students access to a full range of academic, cultural and social resources. In addition, the director of the Center works closely with the administrative and academic offices of the university on issues of interest to students, and advocates proactively on their behalf. The Center is committed to helping students succeed at the university and preparing them to take leadership roles in their chosen fields.

Programs: The Center implements programs, such as the Annual Orientation Retreat, a year-long Peer Leaders program for incoming first year students, and the "Ready to GO!" program for sophomores, all of which are designed to encourage and support the intellectual growth and awareness of Tufts undergraduates. Additionally, there are weekly facilitated group discussions with the Black Women's Collective and Black Men's Group. The Center also provides culturally focused lectures, workshops, concerts and films that reflect and celebrate the intellectual tradition of Black people in the Diaspora.

Resources: There is an on-site library with resource materials, a computer lab for student use, and a multi-purpose room that can be reserved for meetings or events. The staff of the Center also serves as a liaison to the following student organizations and assists with leadership development and programming initiatives; the Caribbean Student Organization (CSO), African Student Organization (ASO), BlackOut and Envy step teams, Emerging Black Leaders (EBL), the Africana Advisory Alliance, the Black Student Union (BSU) and the residential unit, Capen House.

All students are invited to visit the Africana Center (8 Professors Row).

For additional information, contact the Africana Center by e-mail africana@tufts.edu, phone 617-627-3372, fax 617-627-3382, or visit <http://ase.tufts.edu/africana>.

Asian American Center

<http://ase.tufts.edu/asianam>

Mission: The Asian American Center serves as a resource for the university and its Asian/Asian American communities. It supports the academic and personal development of students through programs and services that highlight the Asian American experiences and issues in society. Founded in 1983, the Center recognizes the distinct East Asian, Southeast Asian, and South Asian cultures and identities present in the Tufts community and advocates for students to promote a successful college experience.

Programs: The Center, often in collaboration with academic departments, other centers, and student organizations, directs educational programs focusing on Asians in the U.S. and the diaspora. Programs include a September retreat for first-year students, Fall Reception, alumni events, Asian American Jeopardy, Asian American book club, the Day of Remembrance program, and group discussions. In partnership with the Asian American Studies program, the Center provides lectures and film/discussion programs on topics that feature nationally prominent scholars, writers, and artists. The Center also oversees the Peer Leader Program, where upperclass students serve as mentors and resources to first-year students.

Resources: The Center has (fiction and non-fiction) books on the Asian American experience and maintains a weekly electronic newsletter to inform students of upcoming programs and opportunities. Students have access to computers and space for meetings and informal gatherings. The director provides academic and personal advising on course selection, majors and careers, transition to college, identity formation and development, and networking opportunities with alumni. The director also works with academic departments and other University Centers, programs, and offices to ensure that students' needs are being met.

The Center works with the Pan Asian Council (PAC), which include the Chinese Students Association, Hong Kong Students Association, Japanese Culture Club, Korean Students Association, Singapore Students Association, Taiwanese Association of Students at Tufts, Thai Students Club, Tufts Asian Students Coalition, Tufts Association of South Asians, and Vietnamese Students Club. The director also serves as an advisor to the residential unit, Asian American House, located in Start House at 17 Latin Way.

Religious, Cultural, and Special Interest Programs, Continued

Cultural and Special Interest Programs and Organizations, Continued

The International Center

<http://ase.tufts.edu/icenter>

Since 1952, the International Center has facilitated intercultural exchanges between American and international students, faculty, and research scholars. The Center works to increase the knowledge of intercultural issues and immigration laws affecting the Tufts international community. We also advocate on behalf of the international community to create a campus climate that respects cultural differences.

The Center provides immigration advising and visa documents for students, faculty, and scholars from 103 countries. We provide individual advising and coordinate a number of events throughout the year that include an undergraduate pre-orientation program, Global Orientation (GO) for first-year international and U.S. students and a leadership program for upper-class students. In conjunction with the International Club, the Center co-sponsors the selection and presentation of the Oliver Chapman Leadership Award to an exemplary senior at the annual Parade of Nations program.

The Center's programs for graduate international students include an orientation program and the Intercultural Conversation Program. An annual Thanksgiving Dinner is offered to all students, faculty, and scholars each fall. Additionally, workshops for both undergraduate and graduate students are co-sponsored by Career Services, the Counseling Center, Academic Resource Center, the Group of Six, and the International Center and focus on practical issues, adjustment, academic concerns, social justice, and post-graduation options. These programs allow students to engage in informal dialogue, become familiar with U.S. cultural practices, and meet other students, faculty and staff.

The Center offers workshops on U.S. employment opportunities and cultural re-adjustment issues, as well as resources for compliance with U.S. tax regulations and social security. We also administer the Laila Moshiri Yazdi loan fund to students. The Center is a place for current students and alumni to connect and to remain in touch with Tufts over the years.

The Latino Center

<http://ase.tufts.edu/latinocenter>

Mission: The Latino Center, founded in 1993, provides resources for the growing Latino population at Tufts. Our primary mission is to create a supportive environment for students by offering programs and services that build a strong Latino community on campus. We serve as advocates for students and focus on initiatives that strengthen leadership skills in the university environment. We recognize the importance of family and community to the academic success of Latino students.

Programs: In collaboration with the Association of Latin American Students (ALAS) and academic departments, the Center coordinates Latino Heritage Month in October. Programs include the Latino Peer Leader Program, a retreat for first-year students and Latino Graduation.

Resources: The Center offers a friendly space for studying, group meetings, or informal conversation and access to our computer lab. Resources include a library of books, periodicals and videos reflecting Latino culture and experience and a bulletin board of jobs, internships, and scholarships. A newsletter, Noticias, is published by the Center throughout the year. The director offers advice on academic concerns, career selection, cultural identity issues, discrimination, family concerns, culture shock and successful adaptation to the university environment. The director is the advisor to the Association of Latin American Students (ALAS) and to La Casa, the residential house on campus.

Religious, Cultural, and Special Interest Programs, Continued

Cultural and Special Interest Programs and Organizations, Continued

LGBT Center

<http://ase.tufts.edu/lgbt>

Tufts LGBT Center provides a welcoming and intentional space that is open to the entire campus community. Founded in 1992, the LGBT Center offers a space for all students, faculty, and staff to explore their unique relationship to gender and sexuality through personal, political, or academic lenses. The Center provides programming, advising, and educational resources and aims to improve the experience of gay, lesbian, bisexual, queer, and transgender people at Tufts, as well as to provide campus-wide education about sexuality, gender, and the effects of heterosexism, cissexism, queerphobia, and other forms of dehumanization.

The Center staff coordinates a first-year peer mentoring group called Team Q and also hosts peer-led discussion groups including LOQSOCA (Loving Ourselves as Queer Students of Color in Action), Bi/Pan Group, Queer Women's Group, Ace Space (for asexual-spectrum students), Queer Men's Group, and T-Time (for transgender and non-binary students). The director of the Center also facilitates a confidential support/discussion group called Query, for students questioning their gender or sexuality. The LGBT Center offers workshops on gender identity and expression, pronoun fluency, and creating intentional, LGBT-affirming spaces. Working closely with the other centers on campus as well as with academic departments, the LGBT Center strives to examine sexual and gender identity as they intersect with race, ethnicity, class, physical ability, religion, and other markers of identity.

The Center director represents LGBTQ concerns throughout the entire university, and also meets individually with students to discuss personal and academic issues. Additionally, the director advises Rainbow House (a student housing unit), and works closely with numerous organizations and programs, including Jewish and Queer Students at Tufts (JQUEST), QSA (Queer Student Association), the GLBT Fletcher Student Group, oSTEM, and the LGBT Faculty-Staff Caucus. The director is also available to meet with students one-on-one as they explore issues related to gender or sexuality. This could include everything from questions about initiating the coming out process to navigating resources for trans students related to healthcare, housing, and other needs.

Come by the LGBT Center Monday through Friday from 9am-6pm to hang out, speak with a staff member, meet up with friends, check out a book or video from our lending library, use one of our computers, or find a quiet place to study. Free safer sex supplies and information are also available. The Center's website features information about all of our programs and events, housing options, a Gender & Sexuality-related course list, and additional links to resources around Tufts, Boston, and beyond. You can also follow the Center on Twitter @TuftsLGBTCenter for more information about LGBT Center events.

Women's Center

<http://ase.tufts.edu/womenscenter>

The mission of the Tufts University Women's Center, founded in 1972, is to advance the personal growth and intellectual development of all students particularly on issues related to women and gender, identity, and social justice. We are committed to intersectional feminism, fostering student leadership, and helping students identify and understand societal structures that relate to issues of power, privilege, and oppression. In this pursuit, the center offers programming, advising, information, and resources about the gender identity and expression that are informed by other aspects of identity such as race and ethnicity, sexual identity, and socioeconomic class. Some of our programming includes: Dinner and a Movie, First Friday Lunch, and the Annual Symposium for Gender and Culture.

Beyond attending programs, the Women's Center Student Collaborative, SAGE (Students Acting for Gender Equality) is a great way for undergraduate students of all genders and identities to get involved. SAGE's mission is to foster an intentional and collaborative community in which we educate ourselves on intersectional gender issues while gaining the skills necessary to productively work towards gender and social justice at Tufts and beyond. SAGE meets Tuesdays at the Center at 6:30 pm.

The Center's director is available to students of all genders and identities for academic and personal advising related to gender and identity, academic majors, and careers as well as questions related to transitioning to college and identity formation and development, always taking into account individual differences.

To learn more or join our list, please email womenscenter@tufts.edu or like Tufts Women's Center on Facebook!

Athletics

<http://www.gotuftsjumbos.com/>


The athletic program at Tufts fulfills many needs. In keeping with its support of interdisciplinary studies, Tufts encourages the integration of both physical and intellectual pursuits. Tufts provides an opportunity for its scholar athletes to develop with the guidance and support of an outstanding professional staff. The website is <http://www.gotuftsjumbos.com/landing/index>.

Varsity Intercollegiate Athletics

Tufts is a member of the Division III National Collegiate Athletic Association (NCAA) and the New England Small College Athletic Conference (NESCAC). Tufts distinguishes itself from other Division III schools by competing against some Division I teams from Boston College, Brown, Dartmouth, Harvard, and Princeton. Tufts, like other Division III schools, does not offer athletic scholarships.

Varsity sports are:

Baseball (Men)	Lacrosse (Men, Women)
Basketball (Men, Women)	Lightweight Crew (Women)
Crew (Men, Women)	Outdoor Track and Field (Men, Women)
Cross Country (Men, Women)	Sailing (Coed, Women)
Fencing (Women)	Soccer (Men, Women)
Field Hockey (Women)	Softball (Women)
Football (Men)	Squash (Men, Women)
Golf (Men)	Swimming and Diving (Men, Women)
Ice Hockey (Men)	Tennis (Men, Women)
Indoor Track and Field (Men, Women)	Volleyball (Women)



Tufts Baseball Team, 1970

Athletics, Continued

Intramural Athletics

Intramural sports provide the opportunity to play without the time commitment that intercollegiate or club sports require. The number of intramural sports offered is based on the amount of student involvement. Dormitories and fraternities organize intramural teams and groups of friends with a common athletic interest often join together to form an intramural team.

Intramural Sports offered:

Fall

Basketball (Competitive)
Basketball (Recreational)
Dodgeball
Flag Football (Competitive)
Flag Football (Recreational)
Floor Hockey
Indoor Soccer (Competitive)
Indoor Soccer (Recreational)
Tennis

Spring

Dodgeball
Indoor Soccer (Competitive)
Indoor Soccer (Recreational)

Note: Short term IM programs are also offered periodically. Examples are: Road Race and single-day Tennis Tournaments.

Club Sports

The Club Sports Program provides opportunities for Tufts men and women to participate in intercollegiate clubs. Club sports bring together students who share a common interest and a desire to improve their skill level in an informal atmosphere. The clubs are open to all students and some are coed. The clubs are funded partially through their own means and partially through funds from the University.

Club Sports are:


Cycling (Coed)	Skiing (Coed)
Equestrian (Coed)	Table Tennis (Coed)
Fencing (Men)	Taekwondo
Frisbee (Men, Women)	Volleyball (Men)
Frisbee (Men, Women)	Water Polo (Coed)
Shotokan Karate	

Tier II Club Sports:*

Baseball
Ice Hockey
Indoor Rock Climbing
Lacrosse (Women)
Soccer (Men, Women)
Tennis (Coed)
Volleyball (Women)

* A Tier II Recreational Club Sport at Tufts University is defined as any group of individuals organized for the primary purpose of athletic extramural activity while using the Tufts name. These club sports are student-run organizations recognized by the Department of Athletics for such purposes and the Club Sport Oversight Committee. All clubs must conform to the health and safety policies set by the University. Tier II applications are available and reviewed annually in the spring by the Athletics Oversight Committee.

RESEARCH AND EDUCATION CENTERS



Tufts University School of Dental Medicine, October 14, 2016

Research and Education Centers

This section includes a sample of centers, institutes and other initiatives that integrate the expertise of faculty in several of Tufts' schools and colleges.

In addition, there are many other school-based and university-wide centers and programs with specialized foci; this is not meant to be an all-inclusive list.

If you do not find the center or topic you are looking for, please use the search function online at <http://www.tufts.edu> or search an individual school's website.

For more information about each center, please go online to the URL listed or call the center at the phone number given (phone numbers valid as of January 2017).

Arts & Sciences

College of Liberal Arts and Jackson College

<http://as.tufts.edu/>

Graduate School of Arts & Sciences

<http://gsas.tufts.edu/>

Center for Cognitive Studies

<http://ase.tufts.edu/cogstud/>

(617) 627-3297

Co-Directors: Daniel C. Dennett and Ray Jackendoff

Center for South Asian and Indian Ocean Studies

<http://ase.tufts.edu/southasian/>

(617) 627-2133

Director: Ayesha Jalal

Center for the Humanities at Tufts (CHAT)

<http://ase.tufts.edu/chat/>

(617) 627-3342

Director: Lisa Lowe

Center for Race and Democracy

<http://as.tufts.edu/csrd/>

(781) 874-9178

Interim Director: Kendra Field

Institute for Applied Youth Research & Development (IAYRD)

<http://ase.tufts.edu/iayrd/about.htm>

(617) 627-5558

Chair & Director: Richard Lerner

Global Development and Environment Institute (GDAE)

<http://www.ase.tufts.edu/gdae>

(617) 627-3530

Co-Director: Neva R. Goodwin and William R. Moomaw

Center for Reading and Language Research

<http://ase.tufts.edu/crlr/>

(617) 627-3815

Director: Maryanne Wolf

Institute of Cosmology

<http://cosmos2.phy.tufts.edu/>

(617) 627-5363

Director: Alexander Vilenkin

Center for Interdisciplinary Studies (CIS)

<http://cis.tufts.edu/>

(617) 627-4744

Director: Julie Dobrow

School of Engineering

<http://engineering.tufts.edu/>

Advanced Technology Laboratory (ATL)

<http://ase.tufts.edu/atl>

200 Boston Ave, Suite 2600

(617) 627-0900

Interdisciplinary Laboratory for Computation

196 Boston Avenue

(617) 627-2225

Tufts Entrepreneurship Center

574 Boston Avenue, Suite 102

(617) 627-8809

Silk Technologies Center (STC)

200 Boston Avenue, Suite 4875

(617) 627-0852

Co-Directors: David Kaplan and Fiorenzo Omenetto

Research and Education Centers, Continued

School of Engineering, Continued

<http://engineering.tufts.edu/>

Center for Engineering Education and Outreach (CEEO)

<http://www.ceeo.tufts.edu/>
200 Boston Ave, Suite G10
(617) 627-5888
Director: Merredith Portsmouth

Center for Science, Technology, Engineering, and Mathematics (STEM) Diversity

<http://stemdiversity.tufts.edu/>
200 College Ave, Rm 109
(617) 627-4785
Director: Darryl Williams

Tufts Gordon Institute

<http://gordon.tufts.edu/>
200 Boston Ave, Suite 2400
(617) 627-3110
Director: Mark Ranalli

Tissue Engineering Resource Center (TERC)

<http://ase.tufts.edu/terc>
(617) 627-3251
Director: David Kaplan

Center for Applied Brain and Cognitive Sciences (CABCS)

<http://www.centerforabcs.org>
200 Boston Ave, Suite 3000
(617) 627-1059
Co-Directors: Holly A. Taylor and Caroline R. Mahoney

School of Dental Medicine

<http://dental.tufts.edu/>

The Craniofacial Pain Center

<http://dental.tufts.edu/CPC>
(617) 636-6817
Director: Shuchi Dhadwal

Dental Materials Lab-Gavel Center

<http://dental.tufts.edu/dental-materials/>
(617) 636-2115
Director: Dr. Gerard Kugel

Division of Oral Biology Laboratory

[http://dental.tufts.edu/research/
bone-remodelingbone-sialoproteins/](http://dental.tufts.edu/research/bone-remodelingbone-sialoproteins/)
(617) 636-0341
Director: Jake Jinkun Chen

Dry Eye Research Laboratory

[http://dental.tufts.edu/sjogrens-syndrome-dry-mouth-
and-dry-eye/](http://dental.tufts.edu/sjogrens-syndrome-dry-mouth-and-dry-eye/)
(617) 636-2109
Director: Driss Zoukhri

Center for Integrated Tissue Engineering (CITE)

[http://dental.tufts.edu/research/areas-of-
research/center-for-integrated-tissue-engineering/](http://dental.tufts.edu/research/areas-of-research/center-for-integrated-tissue-engineering/)
(617) 636-2478
Director: Jonathon Garlick

Dry Mouth Clinic

[http://dental.tufts.edu/patient-care/specialty-clinics-
and-services/oral-medicine-clinic/](http://dental.tufts.edu/patient-care/specialty-clinics-and-services/oral-medicine-clinic/)
(617) 636-3932
Director: Athena Papas

Cancer Center Tissue Engineering Core

[https://www.tuftsmedicalcenter.org/patient-care-
services/Departments-and-Services/Cancer-
Center/Research-Clinical-Trials/Tissue-
Engineering.aspx](https://www.tuftsmedicalcenter.org/patient-care-services/Departments-and-Services/Cancer-Center/Research-Clinical-Trials/Tissue-Engineering.aspx)
(617) 636-4072
Director: Addy Alt-Holland

Division of Craniofacial and Molecular Genetics

[http://dental.tufts.edu/research/craniofacial-molecular-
genetics/](http://dental.tufts.edu/research/craniofacial-molecular-genetics/)
(617) 636-2430
Director: Pamela Yelick

Division of Biostatistics & Experimental Design

<http://dental.tufts.edu/biostatistics/>
(617) 636-3449
Dr. Matthew Finkelman

Research and Education Centers, Continued

School of Medicine

<http://medicine.tufts.edu/>

Center for the Study of Drug Development (CSDD)

<http://csdd.tufts.edu/>

(617) 636-6764

Director: Kenneth Kaitin

Center for Adaptation Genetics and Drug Resistance

<http://www.tufts.edu/med/microbiology/lab/levy/>

(617) 636-6764

Director: Stuart Levy

Tufts Neuroscience Institute

Director: Philip Haydon

Center for Global Public Health

<http://publichealth.tufts.edu/Faculty-and-Research/Center-for-Global-Public-Health>

(617) 636-3811

Director: Christine Wanke

Tufts Medical Center

<http://www.tuftsmedicalcenter.org/>

Institute for Clinical Research and Health Policy Studies (ICRHPS)

<https://www.tuftsmedicalcenter.org/Research-Clinical-Trials/Institutes-Centers-Labs/Institute-for-Clinical-Research-and-Health-Policy-Studies/Overview.aspx>

Executive Director: Harry Selker, MD, MSPH

(617) 636-5065

Center for Cardiovascular Health Services Research

<https://www.tuftsmedicalcenter.org/Research-Clinical-Trials/Institutes-Centers-Labs/Institute-for-Clinical-Research-and-Health-Policy-Studies/Research-Programs/Center-for-Cardiovascular-Health-Services.aspx>

Director: Harry Selker, MD, MSPH

Center for the Evaluation of Value and Risk in Health

<https://www.tuftsmedicalcenter.org/Research-Clinical-Trials/Institutes-Centers-Labs/Center-for-Evaluation-of-Value-and-Risk-in-Health.aspx>

Director: Peter Neumann, ScD

(617) 636-5705

Center for Health Solutions

<https://www.tuftsmedicalcenter.org/Research-Clinical-Trials/Institutes-Centers-Labs/Center-for-Health-Solutions.aspx>

Director: Susan Parsons, MD

Predictive Analytics and Comparative Effectiveness (PACE) Center

<https://www.tuftsmedicalcenter.org/Research-Clinical-Trials/Institutes-Centers-Labs/Institute-for-Clinical-Research-and-Health-Policy-Studies/Research-Programs/Center-for-Predictive-Analytics-and-Comparative-Effectiveness.aspx>

Director: David Kent, MD

Program on Equity in Science and Health

<https://www.tuftsmedicalcenter.org/Research-Clinical-Trials/Institutes-Centers-Labs/Institute-for-Clinical-Research-and-Health-Policy-Studies/Research-Programs/Program-on-Equity-in-Science-and-Health.aspx>

Director: Karen Freund, MD

Research and Education Centers, Continued

Tufts Medical Center, Continued

<http://www.tuftsmedicalcenter.org/>

Tufts Clinical and Translational Science Institute

<http://www.tuftsctsi.org>
(617) 636-CTSI (2874)

Clinical and Translational Research Center (CTRC)

<http://www.tuftsctsi.org/research-services/clinical-studies-and-trials/>
(617) 636-4714

Clinical and Analytical Core Laboratory (CACL) at the Human Nutrition Research Center on Aging (HNRCA)

<http://hnrca.tufts.edu/cacl-services/>

Biostatistics, Epidemiology, and Research Design (BERD) Center

<http://www.tuftsctsi.org/research-services/research-design-analysis/>

Molecular Cardiology Research Institute (MCRI)

<https://www.tuftsmedicalcenter.org/Research-Clinical-Trials/Institutes-Centers-Labs/Molecular-Cardiology-Research-Institute/Overview.aspx>
(617) 636-9370

Molecular Cardiology Research Institute (MCRI)

<https://www.tuftsmedicalcenter.org/Research-Clinical-Trials/Institutes-Centers-Labs/Molecular-Cardiology-Research-Institute/Overview.aspx>
(617) 636-9370

Mother and Infant Research Institute (MIRI)

<https://www.tuftsmedicalcenter.org/Research-Clinical-Trials/Institutes-Centers-Labs/Mother-Infant-Research-Institute/Overview.aspx>
(617) 636-1468

Molecular Oncology Research Institute (MORI)

<https://www.tuftsmedicalcenter.org/Research-Clinical-Trials/Institutes-Centers-Labs/Molecular-Oncology-Research-Institute/Overview.aspx>
(617) 636-6100

Tufts Cancer Center

<https://www.tuftsmedicalcenter.org/patient-care-services/Departments-and-Services/Cancer-Center/Overview.aspx>
(617) 636-6227

Friedman School of Nutrition Science & Policy

<http://nutrition.tufts.edu/>

Feinstein International Center

<http://sites.tufts.edu/feinstein/>
(617) 627-3423
Interim Director: Karen Jacobsen

Research and Education Centers, Continued

The Fletcher School of Law and Diplomacy

<http://fletcher.tufts.edu/>

The Center for International Environment and Resource Policy (CIERP)

<http://fletcher.tufts.edu/ierp/>

(617) 627-2476

Director: Kelly Sims Gallagher

The Hitachi Center for Technology and International Affairs

<http://fletcher.tufts.edu/hitachi/>

(617) 627-3700

Director: Carolyn Gideon

The Edward R. Murrow Center of Public Diplomacy

<http://fletcher.tufts.edu/murrow/>

(617) 627-3700

Director: Edward Shumacher-Matos

The Fares Center for Eastern Mediterranean Studies

<http://farescenter.tufts.edu/>

(617) 627-6560

Director: Nadim Shehadi

The Institute for Human Security

<http://fletcher.tufts.edu/Human-Security>

Interim Director: Eileen Babbitt

The Institute for Business in the Global Context

<http://fletcher.tufts.edu/IBGC>

(617) 627-4296

Director: Bhaskar Chakravorti

The International Security Studies Program

<http://fletcher.tufts.edu/ISSP>

(617) 627-3120

Director: Richard Shultz

World Peace Foundation

<http://fletcher.tufts.edu/World-Peace-Foundation>

(617) 627-2255

Director: Alex de Waal

Cummings School of Veterinary Medicine

<http://vet.tufts.edu/>

Center for Animals and Public Policy

<http://vet.tufts.edu/capp/>

(508) 839-7991

Director: Allen Rutberg

Center for Conservation Medicine (Tufts CCM)

<http://vet.tufts.edu/ccm/>

(508) 887-4812

Director: Chris Whittier

Jonathan M. Tisch College of Civic Life

<http://activecitizen.tufts.edu/>

Center for Information and Research on Civic Learning & Engagement (CIRCLE)

<http://civicyouth.org>

(617) 627-4710

Director: Kei Kawashima-Ginsberg

Tisch College Community Research Center (TCRC)

<http://activecitizen.tufts.edu/tcrc/>

(617) 636-0326

Faculty Co-Chair: Doug Brugge

Community Co-Chair: Warren Goldstein-Gelb, The Welcome Project

Institute for Democracy & Higher Education (IDHE)

<http://activecitizen.tufts.edu/IDHE/>

(617) 627-4802

Director: Nancy Thomas

Research and Education Centers, Continued

Distinctive University-Wide Programs

Center for the Enhancement of Learning and Teaching (CELT)

<http://provost.tufts.edu/celt/>

(617) 627-4000

Director: Donna Qualters

Data Lab (formerly GIS Center)

<http://gis.tufts.edu>

(617) 627-4350

Associate Director, Geospatial Technologies: Patrick Florance

Institute for Global Leadership (IGL)

<http://www.tuftsgloballeadership.org>

(617) 627-3314

Associate Director: Heather Barry

Jean Mayer USDA Human Nutrition Research Center on Aging

<http://hnrca.tufts.edu/>

(617) 556-3363

Director: Simin N. Meydani

Tufts Clinical and Translational Science Institute (CTSI)

<http://tuftsctsi.org/>

(617) 636-CTSI (2874)

Dean: Harry Selker

Executive Director: Alice Rushforth

Clinical and Translational Research Center (CTRC) of Tufts CTSI

<http://www.tuftsctsi.org/research-services/clinical-studies-and-trials/>

(617) 636-4714 (clinic)

Scientific Director: Ronald Perrone

Director of Research Operations: Edward Kuczynski

Biostatistics, Epidemiology and Research Design (BERD) Center of Tufts CTSI

<http://tuftsctsi.org/research-services/research-design-analysis/>

(617) 636-CTSI (2874)

Director: Norma Terrin

Tufts Institute of the Environment (TIE)

<http://environment.tufts.edu/>

(617) 627-3645

Director: Linda Abriola

The Talloires Network

<http://talloiresnetwork.tufts.edu>

(781) 874-9731

Executive Director: Rob Hollister

Tufts Institute for Human-Animal Interaction

<http://hai.tufts.edu>

(508) 887-4523 or x4523

Director: Lisa Freeman

Tufts University European Center

<http://ase.tufts.edu/europeancenter>

(617) 627-3290

Administrative Director: Gabriella Goldstein

STUDENTS



Students approaching College Avenue, Fall 2016

**SAT Reasoning Test Scores of Entering Class
Fall of Year Shown**

Verbal/Critical Reading SAT Scores—Average Scores

Year	National	All Entering First Years	Engineering	Arts and Sciences
2016/17	494	712	704	713
2015/16	495	713	712	713
2014/15	497	714	709	714
2013/14	496	712	697	715
2012/13	496	709	697	711

Math SAT Scores—Average Scores

Year	National	All Entering First Years	Engineering	Arts and Sciences
2016/17	508	728	762	721
2015/16	511	723	758	717
2014/15	513	720	751	715
2013/14	514	726	758	719
2012/13	514	718	750	713

Writing SAT Scores—Average Scores

Year	National	All Entering First Years	Engineering	Arts and Sciences
2016/17	482	715	706	716
2015/16	484	713	714	712
2014/15	487	720	712	722
2013/14	488	720	715	721
2012/13	488	713	700	715

Verbal/Critical Reading SAT Scores—25th-75th Percentiles

Year	National	All Entering First Years	Engineering	Arts and Sciences
2016/17	410 - 570	680 - 750	670 - 760	680 - 750
2015/16	410 - 570	680 - 750	680 - 750	680 - 750
2014/15	420 - 580	680 - 760	670 - 750	680 - 760
2013/14	420 - 570	680 - 750	650 - 740	690 - 760
2012/13	420 - 570	670 - 760	660 - 740	680 - 760

Math SAT Scores—25th-75th Percentiles

Year	National	All Entering First Years	Engineering	Arts and Sciences
2016/17	420 - 590	690 - 770	740 - 800	690 - 770
2015/16	430 - 590	690 - 770	740 - 790	690 - 760
2014/15	430 - 600	680 - 760	720 - 790	680 - 760
2013/14	430 - 600	690 - 770	730 - 790	690 - 760
2012/13	430 - 600	680 - 760	720 - 790	680 - 760

Writing SAT Scores—25th-75th Percentiles

Year	National	All Entering First Years	Engineering	Arts and Sciences
2016/17	400 - 560	680 - 760	670 - 750	680 - 760
2015/16	400 - 560	680 - 750	680 - 750	680 - 760
2014/15	410 - 570	690 - 760	670 - 760	690 - 770
2013/14	410 - 560	680 - 770	670 - 760	690 - 770
2012/13	410 - 560	680 - 760	670 - 740	680 - 760

Admissions Statistics—Undergraduate

Fall of Year Shown

Engineering	2012/2013	2013/2014	2014/2015	2015/2016	2016/2017
Applicants	2,768	3,195	3,726	3,683	3,918
Acceptances	597	629	520	554	458
Enrollments	194	225	211	211	214
% of Applicants Accepted	22%	20%	14%	15%	12%
% of Acceptees Enrolled	32%	36%	41%	38%	47%
% of Applicants Requesting Financial Aid	71%	71%	71%	72%	73%
% of Enrollees Receiving Financial Aid (All)	54%	44%	49%	45%	53%
% of Enrollees Receiving Fin. Aid (Tufts Grant Aid Only)	47%	40%	45%	43%	44%

Liberal Arts	2012/2013	2013/2014	2014/2015	2015/2016	2016/2017
Applicants	13,610	15,224	15,348	15,380	16,305
Acceptances	2,907	2,842	2,768	2,515	2,431
Enrollments	1,115	1,088	1,138	1,149	1,124
% of Applicants Accepted	21%	19%	18%	16%	15%
% of Acceptees Enrolled	38%	38%	41%	46%	46%
% of Applicants Requesting Financial Aid	63%	65%	63%	63%	63%
% of Enrollees Receiving Financial Aid (All)	37%	38%	41%	34%	38%
% of Enrollees Receiving Fin. Aid (Tufts Grant Aid Only)	32%	33%	38%	32%	32%

Total Entering Undergraduate Class	2012/2013	2013/2014	2014/2015	2015/2016	2016/2017
Applicants	16,378	18,419	19,074	19,063	20,223
Acceptances	3,504	3,471	3,288	3,069	2,889
Enrollments	1,309	1,313	1,349	1,360	1,338
% of Applicants Accepted	21%	19%	17%	16%	14%
% of Acceptees Enrolled	37%	38%	41%	44%	46%
% of Applicants Requesting Financial Aid	64%	66%	65%	65%	65%
% of Enrollees Receiving Financial Aid (All)	40%	39%	42%	36%	41%
% of Enrollees Receiving Fin. Aid (Tufts Grant Aid Only)	35%	34%	39%	34%	34%

Transfer Applicants	2012/2013	2013/2014	2014/2015	2015/2016	2016/2017
Applicants	832	893	875	1,074	1,009
Acceptances	194	141	84	200	56
Enrollments	86	51	22	82	17
% of Applicants Accepted	23%	16%	10%	19%	6%
% of Acceptees Enrolled	44%	36%	26%	41%	30%
% of Applicants Requesting Financial Aid	54%	52%	55%	58%	56%
% of Enrollees Receiving Financial Aid (All)	47%	25%	18%	29%	94%
% of Enrollees Receiving Fin. Aid (Tufts Grant Aid Only)	41%	24%	9%	28%	53%

Admissions Statistics—Graduate & Professional

Fall of Year Shown

Graduate School Arts and Sciences

	2012/2013	2013/2014	2014/2015	2015/2016	2016/2017
Applicants	2,317	2,119	2,126	2,070	2,024
Acceptances	970	905	874	794	779
Enrollments	425	377	363	342	308
% of Applicants Accepted	42%	43%	41%	38%	39%
% of Acceptees Enrolled	44%	42%	42%	43%	40%

School of Engineering (Graduate)*

	2012/2013	2013/2014	2014/2015	2015/2016	2016/2017
Applicants	1,139	1,011	1,238	1,259	1,362
Acceptances	436	452	411	500	575
Enrollments	189	197	189	221	237
% of Applicants Accepted	38%	45%	33%	40%	42%
% of Acceptees Enrolled	43%	44%	46%	44%	41%

* Includes TGI (Tufts Gordon Institute)

The Fletcher School**

	2012/2013	2013/2014	2014/2015	2015/2016	2016/2017
Applicants	1,480	1,353	1,268	1,385	1,267
Acceptances	707	736	731	822	792
Enrollments	272	250	261	248	255
% of Applicants Accepted	48%	54%	58%	59%	63%
% of Acceptees Enrolled	38%	34%	36%	30%	32%

** Does not include GMAP; includes only external PhD candidates

Friedman SNSP

	2012/2013	2013/2014	2014/2015	2015/2016	2016/2017
Applicants	411	410	371	409	368
Acceptances	186	229	231	240	225
Enrollments	95	100	118	95	109
% of Applicants Accepted	45%	56%	62%	59%	61%
% of Acceptees Enrolled	51%	44%	51%	40%	48%

Dental School (DMD)

	2012/2013	2013/2014	2014/2015	2015/2016	2016/2017
Applicants	4,635	4,294	3,679	3,527	3,716
Acceptances	395	416	402	399	428
Enrollments	190	194	195	203	201
% of Applicants Accepted	9%	10%	11%	11%	12%
% of Acceptees Enrolled	48%	47%	49%	51%	47%

Admissions Statistics—Graduate & Professional, Continued

Fall of Year Shown

Medical School (MD; MD/MBA; MD/MPH; MD/MALD; MD/PhD)

	2012/2013	2013/2014	2014/2015	2015/2016	2016/2017
AMCAS Applications	9,857	10,381	11,507	11,016	11,077
Completed Applications*	8,318	8,647	9,881	9,333	9,786
Acceptances	584	526	515	532	550
Enrollments	200	204	200	201	211
% of Applicants Accepted	7%	6%	5%	6%	6%
% of Acceptees Enrolled	34%	39%	39%	38%	38%

* Includes applicants who have submitted the AMCAS Application and TUSM Secondary Application

Medical School (MS; MPH; DrPH¹)

	2012/2013	2013/2014	2014/2015	2015/2016	2016/2017
Applicants	897	948	1,102	1,599	1,442
Acceptances	526	568	585	766	789
Enrollments	190	194	220	222	263
% of Applicants Accepted	59%	60%	53%	48%	55%
% of Acceptees Enrolled	36%	34%	38%	29%	33%

¹DrPH admission statistics were added beginning Fall 2016

Sackler School

	2012/2013	2013/2014	2014/2015	2015/2016	2016/2017
Applicants	543	578	641	574	561
Acceptances	102	97	109	94	116
Enrollments	49	45	54	43	51
% of Applicants Accepted	19%	17%	17%	16%	21%
% of Acceptees Enrolled	48%	46%	50%	46%	44%

Cummings School of Veterinary Medicine (DVM)

	2012/2013	2013/2014	2014/2015	2015/2016	2016/2017
Applicants	766	848	668	673	1,035
Acceptances	215	222	223	216	259
Enrollments	96	91	95	95	101
% of Applicants Accepted	28%	26%	33%	32%	25%
% of Acceptees Enrolled	45%	41%	43%	44%	39%

Cummings School of Veterinary Medicine (MS)

	2012/2013	2013/2014	2014/2015	2015/2016	2016/2017
Applicants	58	39	44	91	106
Acceptances	31	33	37	73	79
Enrollments	22	25	24	40	49
% of Applicants Accepted	53%	85%	84%	80%	75%
% of Acceptees Enrolled	71%	76%	65%	55%	62%

Cummings School of Veterinary Medicine (PhD)

	2012/2013	2013/2014	2014/2015	2015/2016	2016/2017
Applicants	12	13	12	9	10
Acceptances	4	4	1	0	1
Enrollments	3	3	1	0	1
% of Applicants Accepted	33%	31%	8%	0%	10%
% of Acceptees Enrolled	75%	75%	100%	n/a	100%

Characteristics of Entering Classes—Undergraduate

Fall of Year Shown

Engineering	2012/2013	2013/2014	2014/2015	2015/2016	2016/2017
Type of High School					
% from Independent Schools	25%	28%	27%	25%	27%
% from Private Religious Schools	10%	8%	9%	9%	7%
Geographic Distribution					
% From Massachusetts	22%	22%	20%	21%	24%
% Other New England	16%	12%	19%	17%	12%
% Outside New England	62%	66%	61%	63%	63%
Demographics					
% Female	36%	33%	33%	27%	36%
% Male	64%	67%	67%	73%	64%

Liberal Arts	2012/2013	2013/2014	2014/2015	2015/2016	2016/2017
Type of High School					
% from Independent Schools	33%	32%	28%	33%	31%
% from Private Religious Schools	10%	10%	10%	10%	11%
Geographic Distribution					
% From Massachusetts	20%	18%	20%	18%	19%
% Other New England	11%	11%	10%	11%	11%
% Outside New England	69%	71%	70%	71%	70%
Demographics					
% Female	55%	54%	53%	52%	53%
% Male	43%	46%	47%	48%	47%

Total Entering Class	2012/2013	2013/2014	2014/2015	2015/2016	2016/2017
Type of High School					
% from Independent Schools	32%	32%	28%	30%	30%
% from Private Religious Schools	10%	10%	10%	9%	11%
Geographic Distribution					
% From Massachusetts	20%	19%	20%	20%	20%
% Other New England	11%	12%	11%	11%	11%
% Outside New England	69%	69%	69%	69%	69%
Demographics					
% Female	52%	50%	50%	51%	50%
% Male	48%	50%	50%	49%	50%

Characteristics of Entering Classes—Graduate and Professional

Fall of Year Shown

Graduate School of Arts & Sciences

	2012/2013	2013/2014	2014/2015	2015/2016	2016/2017
% Female	65%	73%	69%	73%	67%
% Male	35%	27%	31%	27%	33%

School of Engineering (Graduate)

	2012/2013	2013/2014	2014/2015	2015/2016	2016/2017
% Female	34%	36%	32%	37%	41%
% Male	66%	64%	68%	63%	58%

The Fletcher School

	2012/2013	2013/2014	2014/2015	2015/2016	2016/2017
% From Massachusetts	14%	33%	36%	37%	10%
% Other New England	3%	2%	4%	3%	3%
% Outside New England	83%	65%	61%	60%	87%
% Female	50%	50%	50%	49%	56%
% Male	50%	50%	50%	51%	44%

Friedman SNSP

	2012/2013	2013/2014	2014/2015	2015/2016	2016/2017
% From Massachusetts	40%	23%	23%	23%	36%
% Other New England	9%	5%	8%	5%	6%
% Outside New England	51%	72%	69%	72%	59%
% Female	89%	81%	85%	81%	87%
% Male	11%	19%	15%	19%	13%

Dental School (DMD only)

	2012/2013	2013/2014	2014/2015	2015/2016	2016/2017
% From Massachusetts	18%	25%	25%	28%	27%
% Other New England	16%	6%	8%	11%	6%
% Outside New England	66%	66%	67%	62%	66%
% Female	53%	53%	57%	57%	58%
% Male	47%	47%	43%	41%	41%

Medical School (MD)

	2012/2013	2013/2014	2014/2015	2015/2016	2016/2017
% From Massachusetts	25%	25%	31%	24%	33%
% Other New England	21%	19%	19%	20%	17%
% Outside New England	54%	56%	50%	56%	51%
% Female	51%	54%	55%	54%	53%
% Male	49%	46%	45%	46%	47%

Characteristics of Entering Classes—Graduate and Professional, Continued

Fall of Year Shown

Medical School (MS, MPH, DrPH)

	2012/2013	2013/2014	2014/2015	2015/2016	2016/2017
% From Massachusetts	50%	43%	28%	17%	33%
% Other New England	7%	5%	5%	7%	8%
% Outside New England	44%	52%	67%	76%	59%
% Female	62%	54%	60%	61%	63%
% Male	38%	46%	40%	38%	37%

Sackler School

	2012/2013	2013/2014	2014/2015	2015/2016	2016/2017
% From Massachusetts	47%	48%	-	67%	37%
% Other New England	10%	13%	-	9%	12%
% Outside New England	43%	39%	-	23%	51%
% Female	63%	50%	56%	67%	63%
% Male	36%	50%	44%	33%	37%

Cummings—Veterinary (DVM)

	2012/2013	2013/2014	2014/2015	2015/2016	2016/2017
% From Massachusetts	34%	31%	30%	31%	31%
% Other New England	17%	13%	21%	17%	10%
% Outside New England	49%	56%	49%	53%	59%
% Female	88%	86%	82%	86%	78%
% Male	12%	14%	18%	14%	22%

Cummings—Veterinary (MS)

	2012/2013	2013/2014	2014/2015	2015/2016	2016/2017
% From Massachusetts	32%	20%	20%	30%	18%
% Other New England	4%	0%	13%	5%	10%
% Outside New England	64%	80%	67%	65%	71%
% Female	81%	96%	92%	93%	82%
% Male	19%	4%	8%	8%	18%

Cummings—Veterinary (PhD)

	2012/2013	2013/2014	2014/2015	2015/2016	2016/2017
% From Massachusetts	33%	0%	0%	-	100%
% Other New England	0%	0%	0%	-	0%
% Outside New England	67%	100%	100%	-	0%
% Female	33%	67%	100%	-	-
% Male	67%	33%	0%	-	100%

**Full-Time Student Enrollment
Fall of Year Shown**

Undergraduate		2012/2013	2013/2014	2014/2015	2015/2016	2016/2017
Arts & Sciences ¹		4,385	4,316	4,276	4,349	4,337
SMFA at Tufts (BFA) ¹						191
Engineering		763	802	832	847	876
Total Undergraduate		5,148	5,118	5,108	5,196	5,404
Graduate		2012/2013	2013/2014	2014/2015	2015/2016	2016/2017
GSAS	<i>Masters, EdS^{2,3}</i>	574	564	527	508	451
	<i>PhD, OTD</i>	331	333	328	321	331
	<i>Certificate²</i>	36	2	3	0	9
GSAS (Total)		941	899	858	829	791
SOE (Grad)	<i>Masters</i>	317	261	250	266	322
	<i>PhD</i>	170	171	195	194	222
	<i>Certificate²</i>		2	3	1	0
SOE (Grad) (Total)		487	434	448	461	544
Fletcher⁴	<i>Masters</i>		553	522	536	553
	<i>PhD</i>		56	60	38	46
Fletcher (Total)		539	609	582	574	599
Friedman SNSP	<i>Masters</i>		163	176	172	162
	<i>PhD</i>		53	58	55	64
	<i>Certificate</i>		0	0	9	0
Friedman SNSP (Total)		200	216	234	236	226
Dental	<i>Masters</i>	35	24	8	11	13
	<i>Certificate</i>	126	127	126	123	121
Dental (Total)		161	151	134	134	134
Medical PHPD	<i>Masters</i>	262	317	390	417	441
	<i>DrPH (New 2013)</i>		3	5	8	11
	<i>Certificate</i>			0	0	0
Medical PHPD (Total)		262	320	395	425	452
Sackler	<i>Masters</i>		22	34	41	47
	<i>PhD</i>		195	188	181	180
	<i>Certificate</i>		0	0	1	0
Sackler (Total)		207	217	222	223	227
Cummings-Vet	<i>Masters</i>	23	42	26	42	60
	<i>PhD</i>	8	10	7	7	5
Cummings - Vet (Total)		31	52	33	49	65
Total Graduate		2,828	2,898	2,906	2,931	3,038
First Professional		2012/2013	2013/2014	2014/2015	2015/2016	2016/2017
Cummings-Veterinary (DVM)		374	390	383	385	387
Dental (DMD)		749	763	781	811	820
Medical (MD, MD/MPH, MD/MBA, MD/PHD)		807	805	815	816	842
Total First Professional		1,930	1,958	1,979	2,012	2,049
Other		2012/2013	2013/2014	2014/2015	2015/2016	2016/2017
Cross-registered undergraduates ⁵		18	18	19	19	21
Non-degree-seeking undergraduates ⁶		1	2	0	0	0
Postbaccalaureate Premedical Certificate Students ⁷			5	3	4	7
SMFA at Tufts Diploma students						10
Non-degree-seeking graduate students ⁶		10	13	22	18	16
Total Other		29	38	44	41	54
Totals		2012/2013	2013/2014	2014/2015	2015/2016	2016/2017
Total Full-Time		9,935	10,012	10,037	10,180	10,545

¹ 5-year BFA+BA/BS students are included in the Arts and Sciences counts; SMFA counts include BFA-only students.
² Prior to Fall 2013, EdS students were counted as GSAS Certificates, and most GSAS/SOE (Grad) certificate students were counted as non-degree-seeking.
³ GSAS Master's degree students include MFA and MAT (Art Education) students.
⁴ Prior to Fall 2015, Fletcher enrollment numbers differ from those reported to IPEDS.
⁵ Cross-registered undergraduates represent degree-seeking students from another institution who are registered at Tufts for the fall term.
⁶ Non-degree-seeking students are enrolled in courses, but are not enrolled in a degree program.
⁷ Postbaccalaureate Students are college graduates taking undergraduate pre-health courses in preparation for health-related careers or graduate education.

Part-Time Student Enrollment Fall of Year Shown

Undergraduate		2012/2013	2013/2014	2014/2015	2015/2016	2016/2017
Arts & Sciences ¹		38	29	32	36	26
SMFA at Tufts (BFA) ¹						5
Engineering		0	1	3	4	3
Total Undergraduate		38	30	35	40	34
Graduate		2012/2013	2013/2014	2014/2015	2015/2016	2016/2017
GSAS	<i>Masters, EdS</i> ^{2,3}	173	155	147	155	153
	<i>PhD, OTD</i>	41	42	42	47	37
	<i>Certificate</i> ²	1	28	38	25	37
GSAS (Total)	215	225	227	227	227	
SOE (Grad)	<i>Masters</i>	98	119	126	123	116
	<i>PhD</i>	37	41	25	39	28
	<i>Certificate</i> ²		27	20	21	37
SOE (Grad) (Total)	135	187	171	183	181	
Fletcher ⁴	<i>Masters</i>		7	5	48	30
	<i>PhD</i>		5	6	13	11
Fletcher (Total)	10	12	11	61	41	
Friedman SNSP	<i>Masters</i>		15	17	32	35
	<i>PhD</i>		1	0	4	3
	<i>Certificate</i>		56	68	77	40
Friedman SNSP (Total)	15	72	85	113	78	
Dental	<i>Masters</i>	2	0	6	0	0
	<i>Certificate</i>	0	0	5	0	2
Dental (Total)	2	0	11	0	2	
Medical PHPD	<i>Masters</i>	53	55	56	59	58
	<i>DrPH (New 2013)</i>		0	0	1	1
	<i>Certificate</i>			3	8	8
Medical PHPD (Total)	53	55	59	68	67	
Sackler	<i>Masters</i>		0	0	1	1
	<i>PhD</i>		0	0	0	0
	<i>Certificate</i>		3	4	2	2
Sackler (Total)	2	3	4	3	3	
Cummings-Vet	<i>Masters</i>	0	0	0	16	0
	<i>PhD</i>	0	0	0	0	0
Cummings - Vet (Total)	0	0	0	16	0	
Total Graduate	432	554	568	671	599	
First Professional		2012/2013	2013/2014	2014/2015	2015/2016	2016/2017
Cummings-Veterinary (DVM)		3	3	4	0	1
Dental (DMD)		10	4	3	0	7
Medical (MD, MD/MPH, MD/MBA, MD/PHD)		3	3	1	1	0
Total First Professional		16	10	8	1	8
Other		2012/2013	2013/2014	2014/2015	2015/2016	2016/2017
1+4 Bridge-Year Fellows (Undergraduate) ⁵					15	12
Non-degree-seeking undergraduates ⁶		50	14	15	20	16
Postbaccalaureate Premedical Certificate Students ⁷			40	30	31	34
SMFA at Tufts Diploma students						11
Non-degree-seeking graduate students ⁶		214	161	187	179	230
Total Other		264	215	232	245	303
Totals		2012/2013	2013/2014	2014/2015	2015/2016	2016/2017
Total Part-Time		750	809	843	957	944

¹ 5-year BFA+BA/BS students are included in the Arts and Sciences counts; SMFA counts include BFA-only students.

² Prior to Fall 2013, EdS students were counted as GSAS Certificates, and most GSAS/SOE (Grad) certificate students were counted as non-degree-seeking.

³ GSAS Master's degree students include MFA and MAT (Art Education) students.

⁴ Prior to Fall 2015, Fletcher enrollment numbers differ from those reported to IPEDS.

⁵ 1+4 Bridge Year Fellows are Tufts students doing a year of full-time service (domestically or abroad), prior to beginning their academics studies at Tufts.

⁶ Non-degree-seeking students are enrolled in courses, but are not enrolled in a degree program.

⁷ Postbaccalaureate Students are college graduates taking undergraduate pre-health courses in preparation for health-related careers or graduate education.

Undergraduate Full-time/Part-time Student Enrollment by Class Fall 2016

Arts & Sciences ¹	On-Campus			Study Abroad ³	Total
	Full-Time	Part- Time	Transfer ²		
5 th years	17	10	-	0	27
Seniors	1,032	7	1	2	1,042
Juniors	931	4	18	95	1,048
Sophomores	1,105	3	5	-	1,113
First-Years	1,127	-	-	-	1,127
Continuing First-years ⁴	2	2	2	-	6
Total Arts & Sciences Undergraduates	4,214	26	26	97	4,363

SMFA at Tufts (BFA) ⁵	On-Campus			Study Abroad ³	Total
	Full-Time	Part- Time	Transfer ²		
5 th years	3	1	-	-	4
Seniors	33	2	-	-	35
Juniors	49	1	-	-	50
Sophomores	57	1	-	-	58
First-Years	49	0	-	-	49
Total SMFA at Tufts (BFA) Undergraduates	191	5	-	-	196

Engineering	On-Campus			Study Abroad ³	Total
	Full-Time	Part- Time	Transfer ²		
5 th years	2	2	-	0	4
Seniors	207	0	-	0	207
Juniors	223	1	1	3	228
Sophomores	227	0	2	0	229
First-Years	209	0	0	-	209
Continuing First-years ⁴	2	0	-	-	2
Total Engineering Undergraduates	870	3	3	3	879

Other-Undergraduate	On-Campus			Off Campus	Total
	Full-Time	Part- Time	Transfer ²		
1+4 Bridge-Year Fellows ⁶	-	-	-	12	12
Non-degree-seeking Undergraduates ⁷	0	16	-	-	16
Cross-registered Undergraduates ⁸	19	0	-	2	21
Postbaccalaureate Premedical Certificate Students ⁹	7	34	-	-	41
SMFA at Tufts Diploma students	10	11	-	-	21
Total Other Undergraduates	36	61	-	14	111

Total	On-Campus			Off Campus	Total
	Full-Time	Part- Time	Transfer ²		
Total Undergraduates on Campus	5,311	95	29	-	5,435
Total Undergraduates off Campus	-	-	-	114	114
Grand Total Undergraduates	5,311	95	29	114	5,549

¹ Includes 5-year BFA+BA/BS students.

² All Fall 2016 transfer students carried full-time course loads.

³ Study abroad counts reflect students in Tufts-sponsored study abroad programs only. In Fall 2016, two Tufts study abroad students were cross-registered from another institution (see footnote 8).

⁴ Continuing first-years are students who first attended Tufts University during a previous Fall semester but remain in freshman class standing.

⁵ Does not include 5-year BFA+BA/BS students; these students are counted in Arts & Sciences.

⁶ 1+4 BridgeYear Fellows are Tufts students doing a year of full-time service (domestically or abroad), prior to beginning their academics studies at Tufts.

⁷ Non-degree-seeking undergraduates are enrolled in undergraduate courses, but are not enrolled in a degree program.

⁸ Cross-registered undergraduates represent degree-seeking students from another institution who are registered at Tufts for the fall term.

⁹ Postbaccalaureate Premedical Certificate Students are college graduates who are taking college-level pre-health coursework for the first time in preparation for health-related careers or graduate education.

Degree-seeking Students by Race/Ethnicity and Gender – Federal Methodology Fall 2016

Race/Ethnicity categories are defined according to federal guidelines.¹ For details, see <http://provost.tufts.edu/institutionalresearch/race-ethnicity-faq/>.

	Female									Male										
	Amer- Indian/ Alaska Native	Asian	Black/ African Amer- ican	Hisp- anics of any race	Native Haw- aiian/ Other Pacific Islander	White	Two or more races	Race/ Eth- nicity un- known	Non- resid- ent Alien	Total	Amer- Indian/ Alaska Native	Asian	Black/ African Amer- ican	Hisp- anics of any race	Native Haw- aiian/ Other Pacific Islander	White	Two or more races	Race/ Eth- nicity un- known	Non- resid- ent Alien	Total
Arts & Sciences ²		321	105	153		1,227	123	141	233	2,303		13.9%	4.6%	6.6%		53.3%	5.3%	6.1%		10.1%
SMFA (BFA) ²		6	5	15		66	6	19	26	143		4.2%	3.5%	10.5%		46.2%	4.2%	13.3%		18.2%
Engineering		35	7	9		172	15	13	32	283		12.4%	2.5%	3.2%		60.8%	5.3%	4.6%		11.3%
GSAS ³		53	38	33		399	21	27	130	701		7.6%	5.4%	4.7%		56.9%	3.0%	3.9%		18.5%
SOE (Grad)		29	5	11		141	8	3	79	276		10.5%	1.8%	4.0%		51.1%	2.9%	1.1%		28.6%
Other AS&E ⁴		5	1	2		23	2	5	4	42		11.9%	2.4%	4.8%		54.8%	4.8%	11.9%		9.5%
Cummings - Vet		19	5	21		275	2	45	11	378		5.0%	1.3%	5.6%		72.8%	0.5%	11.9%		2.9%
Dental		168	43	60		194	24	8	47	544		30.9%	7.9%	11.0%		35.7%	4.4%	1.5%		8.6%
Fletcher		16	14	21		131	12	9	116	319		5.0%	4.4%	6.6%		41.1%	3.8%	2.8%		36.4%
Friedman		11	5	13		179	8	4	41	261		4.2%	1.9%	5.0%		68.6%	3.1%	1.5%		15.7%
Medical (MD)	1	83	20	26		278	27	22		457	0.2%	18.2%	4.4%	5.7%		60.8%	5.9%	4.8%		
Medical (PHPD)		59	20	26		173	18	19	18	333		17.7%	6.0%	7.8%		52.0%	5.4%	5.7%		5.4%
Sackler		15	5	3		75	6	3	33	140		10.7%	3.6%	2.1%		53.6%	4.3%	2.1%		23.6%
Total Female	1	820	273	393	0	3,333	272	318	770	6,180	0.02%	13.3%	4.4%	6.4%	0.0%	53.9%	4.4%	5.1%	12.5%	
Arts & Sciences ²		213	99	137		1,236	91	103	181	2,060		10.3%	4.8%	6.7%		60.0%	4.4%	5.0%		8.8%
SMFA (BFA) ²		3	3	11		22	2	8	4	53		5.7%	5.7%	20.8%		41.5%	3.8%	15.1%		7.5%
Engineering		71	12	35		354	16	25	83	596		11.9%	2.0%	5.9%		59.4%	2.7%	4.2%		13.9%
GSAS		17	4	17		195	5	19	60	317		5.4%	1.3%	5.4%		61.5%	1.6%	6.0%		18.9%
SOE (Grad) ³		36	11	13		232	7	12	138	449		8.0%	2.4%	2.9%		51.7%	1.6%	2.7%		30.7%
Other AS&E ⁴		1		1		14		4		20		5.0%		5.0%		70.0%		20.0%		
Cummings - Vet		7		6		52	2	7	1	75		9.3%		8.0%		69.3%	2.7%	9.3%		1.3%
Dental	2	121	15	27		191	14	9	40	419	0.5%	28.9%	3.6%	6.4%		45.6%	3.3%	2.1%		9.5%
Fletcher		16	5	19		130	9	19	123	321		5.0%	1.6%	5.9%		40.5%	2.8%	5.9%		38.3%
Friedman		1	1	2		23	2	3	11	43		2.3%	2.3%	4.7%		53.5%	4.7%	7.0%		25.6%
Medical (MD)	1	79	16	27	2	211	18	31		385	0.3%	20.5%	4.2%	7.0%	0.5%	54.8%	4.7%	8.1%		
Medical (PHPD)		40	6	6		114	6	9	5	186		21.5%	3.2%	3.2%		61.3%	3.2%	4.8%		2.7%
Sackler		14	4	1		54	3	2	12	90		15.6%	4.4%	1.1%		60.0%	3.3%	2.2%		13.3%
Total Male	3	619	176	302	2	2,828	175	251	658	5,014	0.1%	12.3%	3.5%	6.0%	0.04%	56.4%	3.5%	5.0%	13.1%	

¹ The definitions for the racial/ethnic categories shown here follow the [Final Guidance on Maintaining, Collecting, and Reporting Racial and Ethnic Data to the U.S. Department of Education, 10/19/07, Federal Register, Volume 72, Number 202, pp. 59266-59279](#), as well as [guidelines from the National Center for Education Statistics' Integrated Postsecondary Education Data System \(IPEDS\)](#).

² 5-year BFA+BA/BS students are included in the Arts and Sciences counts; SMFA counts include BFA-only students.

³ GSAS students include MFA and MAT (Art Education) students.

⁴ Other AS&E degree-seeking students include those enrolled in the SMFA Certificate and Diploma programs, as well as students in the Postbaccalaureate Premedical Certificate Program.

Degree-seeking Students by Race/Ethnicity and Gender – Federal Methodology, Continued Fall 2016

Race/Ethnicity categories are defined according to federal guidelines.¹ For details, see <http://provost.tufts.edu/institutionalresearch/race-ethnicity-faq/>.

All students	Race/Ethnicity									Total	Percentage								
	Amer- ican Indian/ Alaska Native	Asian	Black/ African Amer- ican	Hisp- anics of any race	Native Haw- aiian/ Other Pacific Islander	White	Two or more races	Race/ Eth- nicity un- known	Non- resid- ent Alien		Amer- ican Indian/ Alaska Native	Asian	Black/ African Amer- ican	Hisp- anics of any race	Native Haw- aiian/ Other Pacific Islander	White	Two or more races	Race/ Eth- nicity un- known	Non- resid- ent Alien
Arts & Sciences ²		534	204	290		2,463	214	244	414	4,363		12.2%	4.7%	6.6%	56.5%	4.9%	5.6%	9.5%	
SMFA (BFA) ²		9	8	26		88	8	27	30	196		4.6%	4.1%	13.3%	44.9%	4.1%	13.8%	15.3%	
Engineering		106	19	44		526	31	38	115	879		12.1%	2.2%	5.0%	59.8%	3.5%	4.3%	13.1%	
GSAS ³		70	42	50		594	26	46	190	1,018		6.9%	4.1%	4.9%	58.3%	2.6%	4.5%	18.7%	
SOE (Grad)		65	16	24		373	15	15	217	725		9.0%	2.2%	3.3%	51.4%	2.1%	2.1%	29.9%	
Other AS&E ⁴		6	1	3		37	2	9	4	62		9.7%	1.6%	4.8%	59.7%	3.2%	14.5%	6.5%	
Cummings - Vet		26	5	27		327	4	52	12	453		5.7%	1.1%	6.0%	72.2%	0.9%	11.5%	2.6%	
Dental	2	289	58	87		385	38	17	87	963	0.2%	30.0%	6.0%	9.0%	40.0%	3.9%	1.8%	9.0%	
Fletcher		32	19	40		261	21	28	239	640		5.0%	3.0%	6.3%	40.8%	3.3%	4.4%	37.3%	
Friedman		12	6	15		202	10	7	52	304		3.9%	2.0%	4.9%	66.4%	3.3%	2.3%	17.1%	
Medical (MD)	2	162	36	53	2	489	45	53		842	0.2%	19.2%	4.3%	6.3%	0.2%	58.1%	5.3%	6.3%	
Medical (PHPD)		99	26	32		287	24	28	23	519		19.1%	5.0%	6.2%	55.3%	4.6%	5.4%	4.4%	
Sackler		29	9	4		129	9	5	45	230		12.6%	3.9%	1.7%	56.1%	3.9%	2.2%	19.6%	
Grand Total	4	1,439	449	695	2	6,161	447	569	1,428	11,194	0.04%	12.9%	4.0%	6.2%	0.02%	55.0%	4.0%	5.1%	12.8%

¹ The definitions for the racial/ethnic categories shown here follow the [Final Guidance on Maintaining, Collecting, and Reporting Racial and Ethnic Data to the U.S. Department of Education, 10/19/07, Federal Register, Volume 72, Number 202, pp. 59266-59279](#), as well as [guidelines from the National Center for Education Statistics' Integrated Postsecondary Education Data System \(IPEDS\)](#).

² 5-year BFA+BA/BS students are included in the Arts and Sciences counts; SMFA counts include BFA-only students.

³ GSAS students include MFA and MAT (Art Education) students.

⁴ Other AS&E degree-seeking students include those enrolled in the SMFA Certificate and Diploma programs, as well as students in the Postbaccalaureate Premedical Certificate Program.

Degree-seeking Students by Race/Ethnicity and Gender – All races selected

Fall 2016

Students are counted in each racial/ethnic category selected. Percents do not total 100%. For details, see <http://provost.tufts.edu/institutionalresearch/race-ethnicity-faq/>.

Female	Amer- ican Indian/ Alaska Native	Asian	Black/ African Amer- ican	Hispanic or Latino	Native Haw- aiian/ Other Pacific Islander	White	Race/ Ethnicity unknown	Total	Amer- ican Indian/ Alaska Native	Asian	Black/ African Amer- ican	Hispanic or Latino	Native Haw- aiian/ Other Pacific Islander	White	Race/ Ethnicity unknown
	Arts & Sciences ¹	17	517	161	164	3	1,480	215	2,303	0.7%	22.4%	7.0%	7.1%	0.1%	64.3%
SMFA (BFA) ¹	2	23	8	15		83	30	143	1.4%	16.1%	5.6%	10.5%		58.0%	21.0%
Engineering	1	62	16	9		197	18	283	0.4%	21.9%	5.7%	3.2%		69.6%	6.4%
GSAS ²	8	150	51	39		473	43	701	1.1%	21.4%	7.3%	5.6%		67.5%	6.1%
SOE (Grad)	1	85	10	13		176	13	276	0.4%	30.8%	3.6%	4.7%		63.8%	4.7%
Other AS&E ³		7	2	2		28	7	42		16.7%	4.8%	4.8%		66.7%	16.7%
Cummings - Vet	1	23	9	21		289	55	378	0.3%	6.1%	2.4%	5.6%		76.5%	14.6%
Dental	2	202	57	61		288	15	544	0.4%	37.1%	10.5%	11.2%		52.9%	2.8%
Fletcher	4	32	17	23		161	111	319	1.3%	10.0%	5.3%	7.2%		50.5%	34.8%
Friedman	3	22	8	14		201	35	261	1.1%	8.4%	3.1%	5.4%		77.0%	13.4%
Medical (MD)	4	109	25	26	5	315	22	457	0.9%	23.9%	5.5%	5.7%	1.1%	68.9%	4.8%
Medical (PHPD)	3	85	29	27	2	214	22	333	0.9%	25.5%	8.7%	8.1%	0.6%	64.3%	6.6%
Sackler	1	26	5	3		86	27	140	0.7%	18.6%	3.6%	2.1%		61.4%	19.3%
Total Female	47	1,343	398	417	10	3,991	613	6,180	0.8%	21.7%	6.4%	6.7%	0.2%	64.6%	9.9%

Male	Amer- ican Indian/ Alaska Native	Asian	Black/ African Amer- ican	Hispanic or Latino	Native Haw- aiian/ Other Pacific Islander	White	Race/ Ethnicity unknown	Total	Amer- ican Indian/ Alaska Native	Asian	Black/ African Amer- ican	Hispanic or Latino	Native Haw- aiian/ Other Pacific Islander	White	Race/ Ethnicity unknown
	Arts & Sciences ¹	12	355	146	144	3	1,435	172	2,060	0.6%	17.2%	7.1%	7.0%	0.1%	69.7%
SMFA (BFA) ¹	1	6	4	12	2	29	9	53	1.9%	11.3%	7.5%	22.6%	3.8%	54.7%	17.0%
Engineering	3	110	28	46		415	45	596	0.5%	18.5%	4.7%	7.7%		69.6%	7.6%
GSAS ²	1	60	10	20		219	28	317	0.3%	18.9%	3.2%	6.3%		69.1%	8.8%
SOE (Grad)		122	19	18	1	273	39	449		27.2%	4.2%	4.0%	0.2%	60.8%	8.7%
Other AS&E ³		1		1		14	4	20		5.0%		5.0%		70.0%	20.0%
Cummings - Vet		8	1	6		56	8	75		10.7%	1.3%	8.0%		74.7%	10.7%
Dental	2	148	22	28	1	248	11	419	0.5%	35.3%	5.3%	6.7%	0.2%	59.2%	2.6%
Fletcher	2	43	9	20		155	115	321	0.6%	13.4%	2.8%	6.2%		48.3%	35.8%
Friedman		4	4	2		26	11	43		9.3%	9.3%	4.7%		60.5%	25.6%
Medical (MD)	7	90	21	27	4	240	31	385	1.8%	23.4%	5.5%	7.0%	1.0%	62.3%	8.1%
Medical (PHPD)		46	9	6		127	10	186		24.7%	4.8%	3.2%		68.3%	5.4%
Sackler	1	18	7	1		58	10	90	1.1%	20.0%	7.8%	1.1%		64.4%	11.1%
Total Male	29	1,011	280	331	11	3,295	493	5,014	0.6%	20.2%	5.6%	6.6%	0.2%	65.7%	9.8%

¹ 5-year BFA+BA/BS students are included in the Arts and Sciences counts; SMFA counts include BFA-only students.

² GSAS students include MFA and MAT (Art Education) students.

³ Other AS&E degree-seeking students include those enrolled in the SMFA Certificate and Diploma programs, as well as students in the Postbaccalaureate Premedical Certificate Program.

Degree-seeking Students by Race/Ethnicity and Gender – All races selected, Continued Fall 2016

Students are counted in each racial/ethnic category selected. Percents do not total 100%. For details, see <http://provost.tufts.edu/institutionalresearch/race-ethnicity-faq/>.

All Students	Amer- ican Indian/ Alaska Native	Asian	Black/ African Amer- ican	Hispanic or Latino	Native Haw- aiian/ Other Pacific Islander	White	Race/ Ethnicity unknown	Total	Amer- ican Indian/ Alaska Native	Asian	Black/ African Amer- ican	Hispanic or Latino	Native Haw- aiian/ Other Pacific Islander	White	Race/ Ethnicity unknown
	Arts & Sciences ¹	29	872	307	308	6	2,915	387	4,363	0.7%	20.0%	7.0%	7.1%	0.1%	66.8%
SMFA (BFA) ¹	3	29	12	27	2	112	39	196	1.5%	14.8%	6.1%	13.8%	1.0%	57.1%	19.9%
Engineering	4	172	44	55		612	63	879	0.5%	19.6%	5.0%	6.3%		69.6%	7.2%
GSAS ²	9	210	61	59		692	71	1,018	0.9%	20.6%	6.0%	5.8%		68.0%	7.0%
SOE (Grad)	1	207	29	31	1	449	52	725	0.1%	28.6%	4.0%	4.3%	0.1%	61.9%	7.2%
Other AS&E ³		8	2	3		42	11	62		12.9%	3.2%	4.8%		67.7%	17.7%
Cummings - Vet	1	31	10	27		345	63	453	0.2%	6.8%	2.2%	6.0%		76.2%	13.9%
Dental	4	350	79	89	1	536	26	963	0.4%	36.3%	8.2%	9.2%	0.1%	55.7%	2.7%
Fletcher	6	75	26	43		316	226	640	0.9%	11.7%	4.1%	6.7%		49.4%	35.3%
Friedman	3	26	12	16		227	46	304	1.0%	8.6%	3.9%	5.3%		74.7%	15.1%
Medical (MD)	11	199	46	53	9	555	53	842	1.3%	23.6%	5.5%	6.3%	1.1%	65.9%	6.3%
Medical (PHPD)	3	131	38	33	2	341	32	519	0.6%	25.2%	7.3%	6.4%	0.4%	65.7%	6.2%
Sackler	2	44	12	4		144	37	230	0.9%	19.1%	5.2%	1.7%		62.6%	16.1%
Grand Total	76	2,354	678	748	21	7,286	1,106	11,194	0.7%	21.0%	6.1%	6.7%	0.2%	65.1%	9.9%

¹ 5-year BFA+BA/BS students are included in the Arts and Sciences counts; SMFA counts include BFA-only students.

² GSAS students include MFA and MAT (Art Education) students.

³ Other AS&E degree-seeking students include those enrolled in the SMFA Certificate and Diploma programs, as well as students in the Postbaccalaureate Premedical Certificate Program.

**Geographic Distribution of Students by State/Territory
Fall 2016**

	Arts & Sciences ^{1,2}	SMFA at Tufts (BFA) ^{1,2}	Engineering ¹	GSAS ^{1,3}	SOE (Graduate) ¹	Other AS&E ⁴	Fletcher
Alabama	6			1		1	1
Alaska	4				1		1
Arizona	21	1	7	2			3
Arkansas	5						
California	415	7	69	25	8	3	18
Colorado	47	2	11		1		1
Connecticut	255	6	66	18	10	6	6
Delaware	8		3		1		
District of Columbia	28	1	5	1	1		9
Florida	135	9	16	7	2		11
Georgia	33	1	5	7	1	1	6
Hawaii	17		1	2	1		2
Idaho	7		2	1	1		
Illinois	124	3	22	17	3	1	6
Indiana	6			1			1
Iowa	8		1	2			
Kansas	14		2		1		
Kentucky	7		2				2
Louisiana	6		3	1	1		1
Maine	54	2	24	6	2	1	6
Maryland	122	2	17	5		2	12
Massachusetts	1,001	82	221	624	448	215	267
Michigan	32	1	8	6		1	4
Minnesota	42	1	3	4	1	1	3
Mississippi	7		1	1			
Missouri	26			3			
Montana	2					2	
Nebraska	8						
Nevada	7	1	1	1			
New Hampshire	50	7	18	18	28	7	2
New Jersey	315	8	54	23	8	2	9
New Mexico	8		2	1	2	1	1
New York	479	12	98	23	17	6	24
North Carolina	30		6	3	2	1	3
North Dakota	1						
Ohio	49	3	10	4	1		1
Oklahoma	4	1					
Oregon	19		5	3	2		4
Pennsylvania	126	2	19	16	7	4	8
Rhode Island	42	4	8	18	12	3	4
South Carolina	8			5	1		1
South Dakota	2			1			
Tennessee	20		2		2	2	1
Texas	77	4	19	8	2	1	6
Utah	17			1			3
Vermont	43	1	10	3	1	1	
Virginia	48		12	13	1		21
Washington	53		17	4	1	1	7
West Virginia	3			1			
Wisconsin	26		5	5		2	2
Wyoming				1			
Guam	1						
Puerto Rico	7						
Virgin Islands	1						
Foreign/Overseas/Unknown	487	35	104	132	155	60	183
Total	4,363	196	879	1,018	725	325	640

¹ Degree-seeking students only.

² 5-year BFA+BA/BS students are included in the Arts and Sciences counts; SMFA counts include BFA-only students.

³ GSAS students include MFA and MAT (Art Education) students.

⁴ Includes non-degree-seeking undergraduate and graduate students, undergraduate certificate and diploma students, and cross-registered undergraduates.

**Geographic Distribution of Students by State/Territory, Continued
Fall 2016**

	Friedman SNSP	Dental	Medical MD	Medical PHPD	Sackler	Cummings- Vet.	Total
Alabama		2	1	2			14
Alaska			2				8
Arizona	1	1	3			3	42
Arkansas		3				1	9
California	16	64	75	51	6	25	782
Colorado	1	4	11	1		1	80
Connecticut	4	24	21	16	3	27	462
Delaware		1	2	2		1	18
District of Columbia	2		1			1	49
Florida	1	80	11	12	1	5	290
Georgia		17	7	5		2	85
Hawaii		1	4	2			30
Idaho		2					13
Illinois	4	14	8	5		9	216
Indiana	1	23	1	1		2	36
Iowa				1			12
Kansas	1	1	2	1			22
Kentucky			1			1	13
Louisiana	1	2	2	1		1	19
Maine	2	10	94	4	7	2	214
Maryland	5	15	13	8		6	207
Massachusetts	172	421	374	285	162	220	4,492
Michigan	1	15	5	3	3	3	82
Minnesota	1	1	5	1			63
Mississippi		1					10
Missouri		1	2		1	1	34
Montana			1				5
Nebraska							8
Nevada	1			1			12
New Hampshire	3	26	20	13	3	16	211
New Jersey	5	38	38	13	5	24	542
New Mexico	1		1	1			18
New York	11	53	56	31	2	36	848
North Carolina	3	13	3	4		1	69
North Dakota							1
Ohio	3	7	6	2	1	5	92
Oklahoma	1	1	1			1	9
Oregon		1	4	2	1		41
Pennsylvania	7	10	18	15	2	19	253
Rhode Island		11	11	7	1	11	132
South Carolina		4				1	20
South Dakota							3
Tennessee	3	1	3	4			38
Texas	9	21	5	5	1	2	160
Utah	1	2	2	2	1		29
Vermont	1	1	1	1		5	68
Virginia	4	23	5	6		5	138
Washington	2	5	11	6	1	2	110
West Virginia						1	5
Wisconsin	1	6	3	2		3	55
Wyoming							1
Guam							1
Puerto Rico		1		1	1		10
Virgin Islands							1
Foreign/Overseas/Unknown	48	41	8	14	29	11	1,307
Total	317	968	842	531	231	454	11,489

International Students by Country
Fall 2016

Countries Represented	SMFA		SOE		Friedman	SNSData ¹	Dental ⁴	Medical & Cum-mings		Sackler ¹	Other ⁵	Total	
	A&S ^{1,2}	(BFA) ^{1,2}	EN ¹	GSAS ^{1,3}				(Grad) ¹	PHPD				-Vet. ¹
Afghanistan					4							4	
Albania	1			1		1		1				4	
Algeria	1											1	
Argentina	1							2			1	4	
Australia	1		2	2		1		1		1	1	10	
Austria	1			1		1						3	
Bahrain	1		1	1	1				1		1	6	
Bangladesh	4		3	3	3	1				2	1	17	
Barbados	1											1	
Belgium							1					1	
Bermuda	1											1	
Bhutan	1											1	
Bolivia											2	2	
Botswana			1									1	
Brazil	4		2	1	3	2			1	1	1	15	
Brunei						1						1	
Bulgaria	4										3	7	
Burma	2		1									3	
Cambodia						1						1	
Cameroon							1					1	
Canada	25		5	3	6	4	4	10		1	4	62	
Cape Verde				1								1	
Chile	1			4								5	
China	99	8	15	89	107	8	15	8	7	2	11	70	439
Colombia	2	1	1			4				1		2	11
Congo (Kinshasa)			1										1
Cote D'Ivoire							1						1
Croatia	1												1
Cuba		1					1						2
Cyprus	1	1											2
Czech Republic	1						1						2
Denmark	1												1
Dominica				1									1
Dominican Republic								1					1
Ecuador	3		2		1	1				1	1	1	10
Egypt			2	1	3		1	4		1		1	13
El Salvador	1												1
Estonia	1			1									2
Ethiopia	1			1			3						5
France	7	1	1			5		1				1	16
Georgia	4					2		1					7
Germany	9		3	2		4							18
Ghana	3		2			1	1	1		1	1	2	12
Greece	6		5	1	3	3		1			1	4	24
Guatemala	1					1							2
Honduras					1							1	2
Hong Kong	9	1		3			1	1				2	17
Hungary				1		1							2
Iceland	1												1
India	49	3	1	15	29	44	2	17	2	2	6	14	184
Indonesia	5		1			2						1	9
Iran		1		4	23			7				3	38
Iraq						1		1					2
Ireland	1			1	1	1			1				5
Israel						2							2
Italy	2			3	2	3		2				2	14
Jamaica				1				1					2
Japan	5			1	3	35		2			1	3	50

¹Non-immigrant students only; no data for permanent residents and US citizens living abroad. ²5-year BFA+BA/BS students are included in the Arts and Sciences counts; SMFA counts include BFA-only students. ³GSAS students include MFA and MAT (Art Education) students. ⁴Includes permanent residents. ⁵Includes exchange students, special students, and practical trainees.

International Students by Country, Continued
Fall 2016

Countries Represented	SMFA		EN ¹	SOE		Fletcher	Friedman	SNSP ¹	Dental ⁴	Medical Cum-mings & Sackler ¹		Other ⁵	Total
	A&S ^{1,2}	(BFA) ^{1,2}		GSAS ¹	(Grad) ^{1,3}					PHPD	-Vet. ¹		
Jordan	1			1		1		1				1	5
Kazakhstan			1	2		1							4
Kenya	6		2	1		3	1	1				1	15
Kosovo						2							2
Kuwait							2	7					9
Lesotho												1	1
Liberia						1							1
Libya								6					6
Liechtenstein						1							1
Luxembourg	1												1
Macedonia	2		1										3
Madagascar						1							1
Malaysia	1		3	1		2						2	9
Mexico	2	2	2	3	2	10		1				1	23
Moldova												1	1
Mongolia	1												1
Montenegro				1									1
Namibia									2				2
Nepal	2		5	1	1	5	3	2			1	1	21
Netherlands	1				1		1						3
New Zealand				1									1
Nigeria	2		5	2	1	3	1	1	1	2		6	23
Norway	2												2
Pakistan	1		4	3	7	7						4	26
Panama												1	1
Peru	1					2		2	1			1	7
Philippines	2				2			1		1		1	7
Poland				1						1			2
Portugal	1												1
Republic of Korea	38	9	3	15	4	12	3	19	2		3	4	112
Romania	4	1				1		1					7
Russia	2			2	1	4						1	10
Rwanda	2		1			1							4
St. Kitts and Nevis												1	1
Saudi Arabia	1		1	1	3		1	40	3		11		61
Senegal				1									1
Singapore	26	1	2	2		1			1			2	35
South Africa		1											1
Spain	8		1	1		4	1	1		1			17
Sri Lanka			2	1									3
Suriname								1					1
Sweden					1	2							3
Switzerland	6				1	7						1	15
Syria			1						1				2
Taiwan	11	2		2	2	2	1	5			1	3	29
Tanzania	1		2									2	5
Thailand	11		1		1	3	2			1		2	21
Trinidad and Tobago												1	1
Turkey	22	1	7	11	6	2					2	8	59
Uganda			1										1
Ukraine	1			1									2
United Arab Emirates	1					1							2
United Kingdom	20	1	3	3		2						3	32
Venezuela	1				1			3					5
Vietnam	17	1	6	1	3	1					1	1	31
Zambia						1							1
Zimbabwe	1		2		3	1							7
Totals	461	36	105	200	226	219	45	157	23	14	45	170	1,701

¹Non-immigrant students only; no data for permanent residents and US citizens living abroad. ²5-year BFA+BA/BS students are included in the Arts and Sciences counts; SMFA counts include BFA-only students. ³GSAS students include MFA and MAT (Art Education) students. ⁴Includes permanent residents. ⁵Includes exchange students, special students, and practical trainees.

International Students by Leading Country Fall 2016–Top Countries Represented

Countries Represented	A&S ^{1,2} (BFA) ^{1,2}	SMFA ^{1,2}	EN ¹	GSAS ^{1,3}	SOE (Grad) ¹	Fletcher	SNSP ¹	Dental ⁴	Medical & PHPD	Cummings - Vet. ¹	Sackler ¹	Other ⁵	Total
China	99	8	15	89	107	8	15	8	7	2	11	70	439
India	49	3	1	15	29	44	2	17	2	2	6	14	184
Republic of Korea	38	9	3	15	4	12	3	19	2		3	4	112
Canada	25		5	3	6	4	4	10		1		4	62
Saudi Arabia	1		1	1	3		1	40	3		11		61
Turkey	22	1	7	11	6	2					2	8	59
Japan	5			1	3	35		2			1	3	50
Iran		1		4	23			7				3	38
Singapore	26	1	2	2		1			1			2	35
United Kingdom	20	1	3	3		2						3	32
Vietnam	17	1	6	1	3	1					1	1	31
Taiwan	11	2		2	2	2	1	5			1	3	29

¹ Non-immigrant students only; no data for permanent residents and US citizens living abroad.

² 5-year BFA+BA/BS students are included in the Arts and Sciences counts; SMFA counts include BFA-only students.

³ GSAS students include MFA and MAT (Art Education) students.

⁴ Includes permanent residents.

⁵ Includes exchange students, special students, and practical trainees.



Ginn Library, October 26, 2016

International Students Enrolled in Summer English Language Program
Enrollments in Four- and Six-Week Summer English Language Programs, Three-Week High School Program,¹ and Six-Week English Language Institute²

Country of Citizenship	2011	2012	2013	2014	2015	2016
Albania				1		
Austria			1			1
Bangladesh			1			
Brazil			1			1
China	15	37	82	74	59	67
Colombia		1	1			
Costa Rica			1			
Dominican Republic			1	3		
Egypt		1				1
France	9	5	5	5	5	8
Greece				2		
Hong Kong				1		1
Hungary		1				
Indonesia			1		1	
Iraq						1
Israel		1				
Italy	3	4	5	12	3	4
Japan	32	21	20	19	25	28
Mexico		2	1			1
Mongolia		1				
Panama				3		
Puerto Rico	1					
Republic of Korea	3		2		1	
Romania						1
Russia		5	11	21	1	11
Saudia Arabia	4	21	11		11	11
Serbia	1	1	1		1	1
Slovakia			1	1		
South Korea				2	1	2
Spain	9	5	8	10	12	7
Syria					1	
Taiwan, ROC	15	10	57	47	23	10
Thailand			1			
Tunisia			1	1		
Turkey	2	3	1	6	2	1
United States					2	1
Venezuela			1			
Vietnam				1		
Total	94	119	215	209	148	158

¹ Three-Week High School Program and Six-Week English Language Institute were new in 2013.

² The English Language Institute was not offered in 2015.

Summer Session Enrollments

Tufts Undergraduates	2012	2013	2014	2015	2016
Arts & Sciences	1,081	1,020	1,156	1,139	1,192
Engineering	141	152	210	248	244
Museum School	58	53	53	51	41
Total Undergraduate	1,280	1,225	1,419	1,438	1,477

Tufts Graduate Students*	2012	2013	2014	2015	2016
GSAS and SOE (Grad)	637	627	588	647	560
Fletcher	36	32	2	0	0
Friedman SNSP	65	68	146	138	149
Total Graduate	738	727	736	650	709

Visiting Students	2012	2013	2014	2015	2016
Special Students	172	129	312	235	258
High School Students	62	55	84	110	93
Visiting Students	429	409	334	279	360
Total Visiting Students	663	593	730	623	711

Total Summer Session	2,681	2,545	2,885	2,711	2,897
-----------------------------	--------------	--------------	--------------	--------------	--------------

Other	2012	2013	2014	2015	2016
Tufts Tuition Remission Participants	30	21	12	45	38

* School of Medicine (including Sackler), Vet, and Dental are not included here.

Student-Faculty Ratio

US News and World Report Best Colleges: Historical Trends for Tufts and Peer Schools

School Name	2006	2007	2008	2009	2010	2011	2012	2013	2014	2015	2016
Columbia University	7/1	6/1	6/1	6/1	6/1	6/1	6/1	6/1	6/1	6/1	6/1
University of Pennsylvania	6/1	6/1	6/1	6/1	6/1	6/1	6/1	6/1	6/1	6/1	6/1
Duke University	8/1	8/1	8/1	8/1	8/1	8/1	8/1	7/1	7/1	7/1	6/1
Northwestern University	7/1	7/1	7/1	7/1	7/1	7/1	7/1	7/1	7/1	7/1	7/1
Dartmouth College	8/1	8/1	8/1	8/1	8/1	8/1	8/1	8/1	8/1	7/1	7/1
Washington University in St. Louis	7/1	7/1	7/1	7/1	7/1	7/1	7/1	8/1	8/1	8/1	8/1
Brown University	9/1	9/1	8/1	8/1	9/1	9/1	9/1	8/1	8/1	9/1	7/1
Cornell University	10/1	10/1	10/1	10/1	11/1	11/1	9/1	9/1	9/1	9/1	9/1
Tufts University	7/1	7/1	8/1	7/1	9/1	9/1	9/1	9/1	9/1	9/1	9/1
Johns Hopkins University	10/1	11/1	11/1	11/1	10/1	9/1	10/1	10/1	10/1	10/1	8/1
Georgetown University	11/1	11/1	11/1	11/1	10/1	11/1	10/1	11/1	11/1	11/1	11/1
Boston College	13/1	13/1	13/1	13/1	13/1	14/1	14/1	13/1	13/1	12/1	12/1

Source: *US News & World Report, America's Best Colleges*

Tuition Rates

Undergraduate Costs (USD)

Year	Tuition	Room	Board	Health Service Fee	Activity Fee	Total
2016/17	51,304	7,392	6,174	784	342	65,996
2015/16	49,520	7,134	5,960	756	328	63,698
2014/15	47,596	6,876	5,758	732	315	61,277
2013/14	45,590	6,630	5,552	710	298	58,780
2012/13	43,688	6,450	5,430	690	288	56,546
2011/12	41,998	6,162	5,350	668	296	54,474
2010/11	40,664	5,982	5,286	646	288	52,866
2009/10	39,432	5,564	5,182	632	278	51,088
2008/09	37,952	5,428	5,090	620	268	49,358
2007/08	35,842	5,220	4,940	600	258	46,860
2006/07	33,906	5,020	4,750	576	248	44,500
2005/06	31,828	4,827	4,570	556	237	42,018

Graduate & Professional School Tuition Rates (USD)

Year	Graduate School of A&S & EN ¹	Fletcher (MALD, MA, LLM) ²	Friedman SNSP	Dental (DMD) ³	Medical (MD) ⁴	Sackler ⁵	Cummings-Vet. (DVM) ⁶
2016/17	49,892	43,712	39,136	70,712	59,514	19,326	51,882
2015/16	46,441	42,234	34,032	68,320	58,346	19,326	49,886
2014/15	46,440	40,806	32,406	66,010	57,202	19,326	47,966
2013/14	44,548	39,618	30,861	63,932	56,080	19,326	46,120
2012/13	42,856	38,464	29,391	61,920	54,980	19,326	44,346
2011/12	41,208	37,344	27,991	59,540	53,902	19,326	42,640
2010/11	39,624	36,256	26,658	56,700	52,332	19,326	41,000
2009/10	38,096	35,200	25,389	54,000	50,320	19,326	39,426
2008/09	36,632	34,176	24,180	51,200	48,386	19,326	37,910
2007/08	35,052	32,394	23,029	48,300	46,524	19,326	36,190
2006/07	33,672	31,986	21,932	45,500	44,735	19,325	34,965
2005/06	32,360	29,106	20,888	42,850	43,014	19,325	33,947

¹ Most common tuition paid. Different programs have different charges; see program websites for more details.

² See <http://fletcher.tufts.edu/Admissions/Financing-Your-Education/Tuition-and-Expenses> for tuition for MIB and other programs.

³ See <http://dental.tufts.edu/admissions/financial-aid/general-financial-aid-informationcost-of-attendance> for tuition rates for all programs & degrees.

⁴ See <http://md.tufts.edu/Admissions/Financing-Your-Education/MD-Costs> for tuition rates for all programs & degrees.

⁵ Tuition for Sackler Basic Science PhDs only. See <http://sackler.tufts.edu/Admissions/Financing-Your-Education> for tuition rates for all programs & degrees.

⁶ See <http://www.tufts.edu/vet/admissions/tuition.html> for tuition for all programs & degrees.

Undergraduate Charges Relative to Comparison Group

Year	Tuition & Fees		Total Resident Charges ¹	
	Rank ² (1 = Highest Tuition)	\$ Below Leader	Rank ² (1 = Highest Charges)	\$ Below Leader
2016/17	2 of 12	\$2,626	6 of 12	\$2,304
2015/16	2 of 12	\$1,969	6 of 12	\$2,187
2014/15	2 of 12	\$2,365	5 of 12	\$2,163
2013/14	3 of 12	\$2,540	7 of 12	\$2,336
2012/13	3 of 12	\$2,562	7 of 12	\$2,178
2011/12	6 of 12	\$1,090	10 of 12	\$1,642
2010/11	3 of 12	\$2,216	10 of 12	\$1,673
2009/10	2 of 12	\$974	10 of 12	\$1,760
2008/09	2 of 12	\$486	9 of 12	\$1,635
2007/08	1 of 12	--	10 of 12	\$1,732

¹ Total Resident Charges include Tuition & Fees plus Room and Board.

² Comparison Group: Boston College, Brown, Columbia, Cornell, Dartmouth, Duke, Georgetown, Johns Hopkins, Northwestern, University of Pennsylvania, Washington University (St. Louis).

Need-based Aid from Tufts: Family Income and Awards

Fiscal Year 2016

Family Income of Aid Recipients:

	# of Recipients	% of Recipients
Below \$30,000	321	17%
\$30,000 - \$59,999	325	17%
\$60,000 - \$89,999	265	14%
\$90,000 - \$119,999	287	15%
\$120,000 - \$149,999	214	11%
\$150,000 - \$179,999	192	10%
\$180,000 - \$209,999	148	8%
\$210,000 - \$239,999	55	3%
Above \$240,000	112	6%
Total*	1,919	100%

Range of Awards to Individuals:

	Number of Awards	Percentage of Awards
\$0 - \$7,999	144	8%
\$8,000 - \$15,999	118	6%
\$16,000 - \$23,999	160	8%
\$24,000 - \$31,999	215	11%
\$32,000 - \$39,000	217	11%
\$40,000 - \$47,999	244	13%
\$48,000 - \$55,999	261	14%
\$56,000 - \$63,999	288	15%
Above \$64,000	272	14%
Total*	1,919	100%

*Need-based aid from Tufts only.

Student Financial Aid

FY16 - Undergraduate and Graduate Schools (Thousands of Dollars)

Income	Arts & Sciences	School of Engineering	GSAS	SOE (Grad)	Fletcher
Tuition & Fees	\$213,851	\$41,481	\$27,504	\$14,163	\$25,397
Room & Board	\$36,725	\$8,896	-	-	\$524
Total Income (Tuition, Fees, Room & Board)	\$250,575	\$50,377	\$27,504	\$14,163	\$25,921

Financial Aid

Direct Contributions:	Arts & Sciences	School of Engineering	GSAS	SOE (Grad)	Fletcher
A. Un-sponsored institutional scholarships & grants					
Un-sponsored Institutional Grant Aid	\$51,652	\$12,521	\$18,101	\$6,095	\$7,748
Tuition Remission	\$2,755	\$541	-	-	-
Total un-sponsored institutional scholarships & grants	\$54,407	\$13,062	\$18,101	\$6,095	\$7,748
% of Total Tuition, Fees, Room & Board	22%	26%	66%	43%	30%
B. Funded Scholarships:					
Income from Restricted Endowment	\$4,498	\$1,472	-	-	\$1,443
Current Scholarship Gifts (non-govt) ¹	\$516	\$73	-	-	-
Other Outside Gifts or Scholarships ²	\$2,531	\$669	\$157	\$265	-
Research & Other Grants (govt)	\$3,916	\$840	\$968	\$832	\$129
Contracts	-	-	-	-	-
Total Funded Scholarships	\$11,460	\$3,054	\$1,125	\$1,097	\$1,572
C. Employment:					
Tufts Work Study	\$169	\$84	-	-	-
College Work-Study Program ³	\$2,237	\$490	\$374	\$40	\$292
Total Employment	\$2,406	\$574	\$374	\$40	\$292
Total Direct Contributions	\$68,274	\$16,690	\$19,601	\$7,233	\$9,612
% of Total Tuition, Fees, Room & Board	27%	33%	71%	51%	37%

Loans:	Arts & Sciences	School of Engineering	GSAS	SOE (Grad)	Fletcher
A. Tufts Controlled ⁴	\$924	\$169	-	-	-
B. Federal and Private Student Loans ⁵	\$9,420	\$2,046	\$8,430	\$1,362	\$8,152
C. Parent Loans	\$3,630	\$435	-	-	-
Total Loans	\$13,974	\$2,649	\$8,430	\$1,362	\$8,152
% of Total Tuition, Fees, Room & Board	6%	5%	31%	10%	31%

	Arts & Sciences	School of Engineering	GSAS	SOE (Grad)	Fletcher
Total Financial Aid					
% of Total Tuition, Fees, Room & Board	33%	38%	102%	61%	69%

¹ Includes all awards made to students from University gift accounts.

² Include scholarships that students receive from outside, non-federal organizations where the donor chooses the recipient.

³ Number represents amount awarded, not amount earned by students.

⁴ Federal Perkins loans and Tufts loans included in this category.

⁵ All Federal Direct Loans and private loans are included in this category.

Student Financial Aid – FY16 (Continued)

Undergraduate and Graduate Schools (Thousands of Dollars)

Income	Friedman SNSP	Dental	Medical/ Sackler	Cummings - Vet.¹²	Total (All Schools)
Tuition & Fees	\$7,690	\$63,921	\$69,362	\$19,290	\$482,659
Room & Board	-	-	\$866	-	\$47,011
Total Income (Tuition, Fees, Room & Board)	\$7,690	\$63,921	\$70,228	\$19,290	\$529,670

Financial Aid

Direct Contributions:	Friedman SNSP	Dental	Medical/ Sackler	Cummings - Vet.¹²	Total (All Schools)
A. Un-sponsored institutional scholarships & grants					
Un-sponsored Institutional Grant Aid	\$1,701	\$2,944	\$9,118	\$1,642	\$111,521
Tuition Remission	-	-	-	-	\$3,296
Total un-sponsored institutional scholarships & grants	\$1,701	\$2,944	\$9,118	\$1,642	\$114,817
% of Total Tuition, Fees, Room & Board	22%	5%	13%	9%	22%
B. Funded Scholarships:					
Income from Rest. Endowment	\$103	\$985	\$1,061	\$232	\$9,795
Current Scholarship Gifts (non-govt) ⁶	\$298	\$11	\$324	\$204	\$1,425
Other Outside Gifts or Scholarships ⁷	\$209	\$28	\$2,684	\$227	\$6,770
Research & Other Grants (govt) ⁸	\$241	\$6,628	\$2,496	-	\$16,051
Contracts	-	-	-	-	\$0
Total Funded Scholarships	\$851	\$7,652	\$6,565	\$663	\$34,040
C. Employment:					
Tufts Work Study	-	-	-	-	\$253
College Work-Study Program ⁹	\$69	\$32	\$136	\$63	\$3,734
Total Employment	\$69	\$32	\$136	\$63	\$3,987
Total Direct Contributions	\$2,621	\$10,627	\$15,819	\$2,368	\$152,844
% of Total Tuition, Fees, Room & Board	34%	17%	23%	12%	29%

Loans:	Friedman SNSP	Dental	Medical/ Sackler	Cummings - Vet.¹²	Total (All Schools)
A. Tufts Controlled ¹⁰	\$68	\$2,969	\$1,951	\$556	\$6,638
B. Federal and Private Student Loans ¹¹	\$2,649	\$53,341	\$40,282	\$14,843	\$140,524
C. Parent Loans	-	-	-	-	\$4,065
Total Loans	\$2,717	\$56,311	\$42,233	15,399	\$144,588
% of Total Tuition, Fees, Room & Board	35%	88%	60%	80%	27%

	Friedman SNSP	Dental	Medical/ Sackler	Cummings - Vet.¹²	Total (All Schools)
Total Financial Aid	\$5,338	\$66,938	\$58,052	\$17,767	\$297,432
% of Total Tuition, Fees, Room & Board	69%	105%	83%	92%	56%

⁶ Includes all awards made to students from University gift accounts.

⁷ Includes scholarships that students receive from outside, non-federal organizations where the donor chooses the recipient.

⁸ TCSVM Military scholarships included in Research & Other Grants.

⁹ Number represents amount awarded not amount earned by students.

¹⁰ Includes Tufts Loans, HPSL, LDS, and Perkins Loans. TCSVM includes Tufts-Administrative loans.

¹¹ Includes Stafford Loans, Grad PLUS loans, and bank-sponsored private education loans.

¹² Cummings Vet only includes DVM programs; grad programs have been excluded.

Undergraduate Financial Aid Selected Statistics

Basic Statistics	2011/12	2012/13	2013/14	2014/15	2015/16
Estimated Total College Cost per Student	\$56,000	\$58,800	\$61,000	\$63,400	\$65,900
Estimated Tuition and Fees per Student	\$42,962	\$44,666	\$46,598	\$48,643	\$50,604
Number of Students	5,117	5,186	5,180	5,252	5,215
Total Tuition and Fees¹ (\$)	219,836,554	231,637,876	241,377,640	255,473,036	263,899,860

Financial Aid	2011/12	2012/13	2013/14	2014/15	2015/16
Number of Students Aided	2,550	2,471	2,446	2,478	2,394
Number Aided as % of Total	50%	48%	47%	47%	46%
Average Award	\$35,502	\$36,777	\$38,683	\$40,852	\$41,057
Average Award as % of Total Cost	64%	63%	63%	64%	62%
Total Aid (\$)	90,531,023	90,876,666	94,617,480	101,231,311	101,586,368
Total Aid as % of Tuition and Fees	41%	39%	39%	40%	39%

Components of Aid Packages (Thousands of dollars)	2011/12	2012/13	2013/14	2014/15	2015/16
University Scholarships ²	\$60,836	\$61,784	\$66,167	\$68,588	\$70,732
% of Total Aid	66%	68%	70%	68%	70%
Tuition Remission ²				\$3,221	\$3,296
% of Total Aid				3%	3%
Federal Aid Schol. (SOG/PELL/ROTC/Misc.)	\$3,326	\$3,499	\$3,414	\$3,829	\$4,104
% of Total Aid	4%	4%	4%	4%	4%
State	\$656	\$639	\$633	\$622	\$651
% of Total Aid	1%	1%	1%	1%	1%
Private	\$2,912	\$2,874	\$3,116	\$3,623	\$3,200
% of Total Aid	3%	3%	3%	4%	3%
Student Employment	\$3,173	\$3,072	\$3,007	\$3,055	\$2,980
% of Total Aid	3%	3%	3%	3%	3%
Student Loans	\$19,628	\$19,009	\$18,280	\$18,294	\$16,623
% of Total Aid	21%	21%	19%	18%	16%

¹ Total number of FTE students multiplied by estimated tuition and fees.

² Prior to 2014-15, tuition remission was included in university scholarships.

Historical Graduation and Retention Rates

First year to Sophomore Retention Rate

Year Reported	2007	2008	2009	2010	2011	2012	2013	2014	2015	2016
Retention Rate	96%	96%	95%	97%	96%	97%	96%	96%	97%	96%

Four-Year Graduation rate

Year Entered Tufts	2003	2004	2005	2006	2007	2008	2009	2010	2011	2012
Graduation Rate	84%	86%	85%	87%	87%	88%	87%	87%	87%	87%

Six-Year Graduation rate¹

Year Entered Tufts	2001	2002	2003	2004	2005	2006	2007	2008	2009	2010
Graduation Rate	89%	92%	91%	91%	90%	92%	92%	92%	93%	92%

Six-Year Graduation rates, by Gender

Year Entered Tufts	2001	2002	2003	2004	2005	2006	2007	2008	2009	2010
Men	89%	90%	90%	89%	89%	91%	92%	91%	93%	92%
Women	90%	93%	92%	93%	92%	93%	93%	93%	94%	93%

Six-Year Graduation rates, by Race/Ethnicity²

Year Entered Tufts	2001	2002	2003	2004	2005	2006	2007	2008	2009	2010
Foreign	86%	85%	89%	88%	92%	84%	86%	90%	93%	88%
Black/African American	82%	81%	80%	85%	89%	84%	84%	84%	96%	82%
Asian/Asian American	89%	95%	95%	93%	91%	94%	93%	93%	93%	93%
Hispanic/Latino	90%	89%	88%	88%	88%	83%	95%	89%	93%	88%
White	90%	93%	91%	91%	92%	94%	94%	94%	93%	93%

Six-Year Graduation rates, among Federal Loan and Pell Grant recipients

	Year Entered Tufts	2006	2007	2008	2009	2010
Recipients of a Federal Pell Grant		87%	92%	90%	91%	89%
Recipients of a subsidized Stafford Loan who did not receive a Pell Grant		92%	90%	91%	95%	92%
Students who received neither a Pell grant nor a subsidized Stafford Loan ³		93%	93%	93%	93%	92%

¹ The six-year ("official") graduation time frame is the equivalent of 150 percent of the expected four years allotted to graduate, and is consistent with guidelines mandated in the federal Student Right to Know legislation. Deceased students are not included in the cohorts. Transfer students are also not included in these data.

² The definitions for the racial/ethnic categories shown here follow the Final Guidance on Maintaining, Collecting, and Reporting Racial and Ethnic Data to the U.S. Department of Education, 10/19/07, Federal Register, Volume 72, Number 202, pp. 59266-59279, as well as guidelines from the National Center for Education Statistics' Integrated Postsecondary Education Data System (IPEDS).

³ Includes students who received other financial aid as well as those that did not receive financial aid.

Graduating Seniors by Major: First, Second, and Third Majors

Arts	2011/12	2012/13	2013/14	2014/15	2015/16
Architectural Studies	13	11	12	14	4
Art History	22	22	18	17	17
Drama	13	10	6	10	15
Music	17	12	15	12	13
Subtotal Arts	65	55	51	53	49
Engineering	2011/12	2012/13	2013/14	2014/15	2015/16
Biomedical Engineering	12	12	10	10	21
Biomedical Engineering (BED) ¹	3	3	2	1	2
Biomedical Sciences (BES) ¹	4	0	2	5	2
Biotechnology Engineering Track ¹	6	1	2	1	2
Biotechnology Science Track ¹	0	1	1	3	3
Chemical Engineering	25	39	37	40	34
Civil Engineering	27	26	25	15	16
Computer Engineering	9	5	3	8	11
Computer Science ²	11	18	21	26	36
Electrical Engineering	19	14	20	12	25
Engineering Physics	2	1	3	0	1
Environmental Engineering	19	9	11	4	6
Mechanical Engineering	47	41	41	49	54
Other Engineering ³	23	14	4	12	2
Subtotal Engineering⁴	207	184	182	186	215
Humanities	2011/12	2012/13	2013/14	2014/15	2015/16
Classics	5	10	10	8	8
Religion	18	7	7	10	2
English	87	86	71	46	73
History	53	61	24	43	39
Philosophy	32	34	28	22	23
Subtotal Humanities	195	198	140	129	145
Languages	2011/12	2012/13	2013/14	2014/15	2015/16
Arabic	3	10	8	7	3
Chinese	14	13	9	9	6
French	32	24	20	18	20
German Language and Literature	2	4	4	1	1
Greek	0	0	0	0	0
Greek & Latin	3	3	1	1	2
Japanese	7	9	6	5	1
Latin	1	2	0	1	1
Russian Language and Literature	2	0	0	0	0
Spanish	39	35	44	26	30
Subtotal Languages	103	100	92	68	64
Math & Science	2011/12	2012/13	2013/14	2014/15	2015/16
Applied Mathematics (new 2011/12)	0	1	3	8	7
Applied Physics	0	0	0	0	1
Astrophysics	0	0	2	0	2
Biochemistry	17	9	21	19	31
Biology	105	89	96	136	112
Chemical Physics	0	1	0	3	1
Chemistry	6	9	14	7	10
ACS Certified Chemistry Major	3	4	2	3	8
Computer Science ²	33	30	32	75	80
Geological Sciences	5	1	4	4	3
Geology	2	4	5	1	4
Mathematics	25	35	31	27	32
Physics	5	5	9	13	12
Subtotal Math & Science⁵	201	188	219	296	303

¹ These Biomedical and Biotechnology majors are offered as second or third majors only.

² Both Liberal Arts and Engineering offer Computer Science degrees; these are itemized separately.

³ Other Engineering includes the majors: Engineering, Engineering Science, and No Major.

⁴ Totals for Engineering may not match previous Fact Books, because the Engineering Psychology major has been recategorized as "Interdisciplinary."

⁵ Totals for Math & Science may not match previous Fact Books, because the Biology/Psychology major has been recategorized as "Interdisciplinary."

Graduating Seniors by Major, First, Second, and Third Majors, Continued

Social Sciences	2011/12	2012/13	2013/14	2014/15	2015/16
Anthropology	31	39	25	21	17
Archaeology	10	4	3	4	4
Child Study and Human Development ⁶	49	70	58	54	45
Community Health ⁷	50	81	58	67	72
Economics	101	121	145	145	144
Political Science	95	82	95	68	67
Psychology	91	73	96	79	77
Psychology - Clinical	21	35	37	27	29
Quantitative Economics	37	43	40	56	44
Sociology	25	24	46	26	34
Subtotal Social Sciences⁸	510	572	603	547	533

Interdisciplinary⁹	2011/12	2012/13	2013/14	2014/15	2015/16
African Studies (new 2012/13)		1	3	6	3
American Studies	32	30	33	29	29
Asian Studies	2	6	1	0	2
Biopsychology	45	42	60	46	54
Cognitive and Brain Sciences	8	17	17	27	26
Engineering Psychology ¹⁰	10	10	5	20	12
Environmental Studies ¹¹	37	28	31	28	34
Film & Media Studies (new 2015/16)					5
German Studies	10	4	8	6	3
International Letters & Visual Studies	14	15	11	8	12
International Relations	229	213	209	187	172
Italian Studies	5	12	3	4	5
Judaic Studies	3	1	1	1	3
Latin American Studies	6	1	1	3	0
Middle Eastern Studies	3	9	4	2	1
Peace and Justice Studies	17	23	14	24	19
Plan of Study/Interdisciplinary Studies	3	2	5	3	6
Russian and East European Studies	6	5	4	1	6
Women's, Gender, and Sexuality Studies ¹²	12	4	6	8	9
Subtotal Interdisciplinary	442	423	416	403	401

Special Studies	2011/12	2012/13	2013/14	2014/15	2015/16
Fine Arts (BFA)	90	98	86	86	88
Subtotal Special Studies	90	98	86	86	88

	2011/12	2012/13	2013/14	2014/15	2015/16
Total Undergraduate (Majors)¹³	1,813	1,818	1,789	1,768	1,798
Total Undergraduate (Degrees)¹⁴	1,377	1,396	1,389	1,384	1,374
Total Undergraduate (Students)¹⁵	1,371	1,387	1,383	1,379	1,366

Percent of Total	2011/12	2012/13	2013/14	2014/15	2015/16
Arts	4%	3%	3%	3%	3%
Engineering	11%	10%	10%	11%	12%
Humanities	11%	11%	8%	7%	8%
Languages	6%	6%	5%	4%	4%
Math & Science	11%	10%	12%	17%	17%
Social Sciences	28%	31%	34%	31%	30%
Interdisciplinary	24%	23%	23%	23%	22%
Special Studies	5%	5%	5%	5%	5%

⁶ In Fall 2014, Child Development changed its name to Child Study and Human Development.

⁷ Prior to Fall 2015, Community Health was offered as a second or third major only.

⁸ Totals for Social Sciences may not match previous Fact Books, because the International Relations major has been recategorized as "Interdisciplinary."

⁹ "Interdisciplinary" was a new category in the 2012-2013 Fact Book. Many but not all of the majors designated as "interdisciplinary" were previously categorized as "other."

¹⁰ Both Liberal Arts and Engineering students may major in Engineering Psychology. Figures shown represent students from both schools.

¹¹ Environmental Studies is offered as a second or third major only.

¹² In Fall 2013, the Women's Studies program changed its name to Women's, Gender and Sexuality Studies.

¹³ Total Undergraduate (Majors) represents the count of majors that students graduated with. Many students had more than one major.

¹⁴ Total Undergraduate (Degrees) represents the count of degrees that were awarded. Some students receive multiple bachelor's degrees.

¹⁵ Total Undergraduate (Students) represents the unduplicated count of students who graduated with bachelor's degrees in the academic year listed.

Graduate Degrees Granted by School and Subject

Reflects degrees granted between July 1, 2015 and June 30, 2016

Note: Counts reflect the number of degrees awarded. Individuals who received more than one degree are counted once for each degree.

Graduate School of Arts & Sciences	Masters Degrees	Doctoral Degrees
Art History & Museum Studies (MA)	5	
Art History (MA)	6	
Biology (MS, PhD)	11	2
Chemistry (MS, PhD)	6	7
Chemistry/Biotechnology (PhD)		1
Chemistry: Chemical Physics (PhD)		0
Child Study & Human Development (MA, MAT, PhD)	23	9
Classical Archaeology (MA)	1	
Classics (MA)	7	
Drama (MA, PhD)	4	7
Economics (MS)	25	
Education (MA, MS, MAT, PhD)	46	2
English (MA, PhD)	3	7
French (MA)	0	
German (MA)	0	
History (MA, PhD)	3	0
History and Museum Studies (MA)	1	
Interdisciplinary (PhD)		0
Mathematics (MA, MS, PhD)	7	5
Museum Education (MA)	9	
Music (MA)	5	
Occupational Therapy (MS, OTD)	51	2
Philosophy (MA)	14	
Physics (MS, PhD)	5	1
Psychology (MS, PhD)	7	6
Psychology: Cognitive Science (PhD)		2
Public Policy (MPP)	5	
School Psychology (MA, EdS)	45	
Studio Art (MFA)	50	
Urban & Environmental Policy & Planning (MA)	23	
Urban & Env. Policy & Planning/Child Study & Human Dev. (joint MA)	1	
Urban & Env. Policy & Planning/Civil & Environmental Eng. (joint MS)	1	
Urban & Env. Policy & Planning/Economics (joint MS)	1	
Total GSAS	365	51
School of Engineering (Graduate)	Masters Degrees	Doctoral Degrees
Bioengineering (ME, MS)	11	
Biomedical Engineering (ME, MS, PhD)	21	9
Biotechnology Engineering (PhD)		0
Chemical Engineering (ME, MS, PhD)	2	6
Civil and Environmental Engineering (ME, MS, PhD)	24	2
Computer Science (MS, PhD)	20	5
Computer Science: Cognitive Science (PhD)		1
Electrical Engineering (MS, PhD)	24	8
Engineering Management (MSEM)	49	
Human Factors (MS)	3	
Mechanical Engineering (ME, MS, PhD)	16	0
Total SOE (Graduate)	170	31
The Fletcher School of Law & Diplomacy	Masters Degrees	Doctoral Degrees
International Business (MIB)	28	
International Law (LLM)	14	
International Relations (MA)	56	
International Relations (MALD)	216	
International Relations (PhD)		12
Total Fletcher	314	12

Graduate Degrees Granted by School and Subject, Continued

Reflects degrees granted between July 1, 2015 and June 30, 2016

Note: Counts reflect the number of degrees awarded. Individuals who received more than one degree are counted once for each degree.

Friedman School of Nutrition & Science Policy	Masters Degrees	Doctoral Degrees
Agriculture, Food & Environment (MS, PhD)	25	2
Biochemical and Molecular Nutrition (MS, PhD)	17	5
Food Policy & Applied Nutrition (MS, PhD)	29	1
Master of Science/Dietetic Internship (MS)	7	
Nutrition Communication (MS)	8	
Nutritional Epidemiology (MS, PhD)	3	0
Nutrition, Science & Policy (MNSP)	12	
Total Friedman SNSP	101	8

Fletcher & Friedman Joint Degree	Masters Degrees	Doctoral Degrees
Humanitarian Assistance (MAHA)	6	

Sackler School of Graduate Biomedical Science	Masters Degrees	Doctoral Degrees
Biochemistry (MS, PhD)	0	3
Cell, Molecular, & Developmental Biology (MS, PhD)	1	6
Cellular & Molecular Physiology (MS, PhD)	0	4
Clinical & Translational Science (MS, PhD)	9	3
Genetics (MS, PhD)	0	2
Immunology (MS, PhD)	1	4
Molecular Microbiology (MS, PhD)	0	7
Neuroscience (MS, PhD)	0	1
Pharmacology & Drug Development (MS)	11	
Pharmacology & Experimental Therapeutics (MS, PhD)	1	3
Total Sackler	23	33

School of Dental Medicine	Masters Degrees	Doctoral Degrees
Dental Research (MS)	19	
DMD		196
Total Dental	19	196

School of Medicine	Masters Degrees	Doctoral Degrees
Medicine		
MD		193
Public Health and Professional Degree Programs		
Public Health-General (MPH)	32	
Development and Regulation of Medicines and Devices (MS)	3	
Epidemiology and Biostatistics (MPH)	21	
Global Health (MPH)	9	
Health Communication (MPH)	9	
Health Communication (MS)	3	
Health Services Management & Policy (MPH)	15	
MS Biomedical Sciences (MBS)	114	
Nutrition (MPH)	7	
Pain, Research, Education & Policy (MS)	5	
Physician Assistant (PA)	40	
Total Medical School	258	

Cummings School of Veterinary Medicine	Masters Degrees	Doctoral Degrees
DVM		93
Biomedical Sciences (PhD)		2
Animals and Public Policy (MS)	18	
Comparative Biomedical Sciences (MS) ¹	0	
Conservation Medicine (MS)	9	
Infectious Disease and Global Health (MS)	0	
Laboratory Animal Medicine (MS) ¹	3	
Total Cummings	30	95

¹ Offered in conjunction with the DVM only; not a standalone program.

Graduate Degrees Granted by School Totals, Including Quantity to Date

Reflects degrees granted between July 1, 2015 and June 30, 2016

Note: Counts reflect the number of degrees awarded. Individuals who received more than one degree are counted once for each degree.

	Masters Degrees		Doctoral Degrees	
	Granted 2015/2016	Quantity to Date	Granted 2015/2016	Quantity to Date
Graduate School of Arts & Sciences (GSAS)	365		51	
School of Engineering (Graduate) (SOE (Grad))	170		31	
GSAS and SOE (Grad), Total¹	535	19,447	82	2,128
The Fletcher School of Law & Diplomacy	314	10,223	12	745
Friedman School of Nutrition & Science Policy	101	1,412	8	280
Friedman & Fletcher (MAHA)	6	99		
Sackler School of Graduate Biomedical Science	23	203	33	756
School of Dental Medicine	19	329	196	12,545
School of Medicine	258	1,886	193	14,186
Cummings School of Veterinary Medicine	30	269	95	2,450
Total Degrees Awarded	1,286	33,868	619	33,090

¹ Includes degrees no longer offered. Separate quantities to date have not been calculated for GSAS and SOE.



White Coats for Medical Students in Sackler Hall, January 19, 2016

Certificate Degrees Granted

Reflects degrees granted between July 1, 2015 and June 30, 2016

College of Special Studies	Granted 2015/16
Postbaccalaureate Premedical Program	22
Total CSS	22
Graduate School of Arts & Sciences	Granted 2015/16
Community and Environmental Studies	1
Management of Community Organizations	5
Museum Studies	10
Occupational Therapy	11
Program Evaluation	0
Science Education	0
Water: Systems, Science, and Society (WSSS)	9
Total GSAS	36
School of Engineering (Graduate)	Granted 2015/16
Bioengineering	2
Biotechnology	0
Civil and Environmental Engineering	0
Computer Science	1
Environmental Management	0
Epidemiology	0
Human-Computer Interaction	4
Manufacturing Engineering	2
Microwave and Wireless Engineering	1
Total SOE (Graduate)	10
Friedman School of Nutrition & Science Policy¹	Granted 2015/16
Delivery Science for International Nutrition	8
Developing Healthy Communities: Nutrition, Behavior, and Physical Activity	15
Evidence-Based Humanitarian Assistance	3
Nutrition Science for Communications Professionals	9
Nutrition Science for Health Professionals	1
Sustainable Agriculture and Food Systems	11
Total Friedman SNSP	47
Sackler School of Graduate Biomedical Science	Granted 2015/16
Clinical & Translational Science	2
Total Sackler	2
School of Dental Medicine²	Granted 2015/16
Advanced Dental Technology Fellowship	2
Advanced Education in General Dentistry	5
Craniofacial Disorders Fellowship	1
Endodontics	7
Esthetic Dentistry Fellowship	3
General Practice Residency	5
Implant Dentistry Fellowship	3
Oral and Maxillofacial Surgery	2
Orthodontics	7
Pediatric Dentistry	9
Periodontology	6
Prosthodontics	3
Special Fellowship	0
Total Dental	53
School of Medicine (Public Health & Professional Degree Program)	Granted 2015/16
Advanced Study in Pain Topics	0
Development & Regulation of Human Therapeutics	1
Digital Health Communication	6
Total Medical School	7
Total University	177

¹ All Friedman certificate programs are offered online.

² All dental certificates are post-doctoral degrees.

Degrees Granted by School

Note: Counts reflect the number of degrees awarded. Individuals who received more than one degree are counted once for each degree.

Undergraduate Degrees

Arts & Sciences	2011/2012	2012/2013	2013/2014	2014/2015	2015/2016
BA	842	866	827	707	680
BS	248	243	305	410	396
Subtotal Arts & Sciences	1,090	1,109	1,132	1,117	1,076
Engineering	2011/2012	2012/2013	2013/2014	2014/2015	2015/2016
BS	7	3	2	11	5
BSBME	12	12	10	10	21
BSCE	27	26	25	15	16
BSCHE	25	39	37	40	34
BSCPE	9	5	3	8	11
BSCS	11	18	17	26	36
BSE	2	3	1	1	0
BSEE	19	14	20	12	25
BSEP	2	1	3	0	1
BSES	17	8	1	5	1
BSEVE	19	9	11	4	6
BSME	47	41	41	49	54
Subtotal Engineering	197	179	171	181	210
College of Special Studies	2011/2012	2012/2013	2013/2014	2014/2015	2015/2016
BFA	90	98	86	86	88
CERT	18	20	23	20	22
	2011/2012	2012/2013	2013/2014	2014/2015	2015/2016
Total Undergraduate¹	1,395	1,406	1,412	1,404	1,396

Graduate Degrees

Graduate School of Arts & Sciences	2011/2012	2012/2013	2013/2014	2014/2015	2015/2016
CERT	6	40	28	31	36
EDS	18	14	25	15	15
MA	172	140	186	138	136
MAT	36	69	55	41	43
MFA	32	47	75	49	50
MPP	5	8	9	8	5
MS	92	88	84	94	116
OTD	0	1	2	3	2
PhD	43	47	49	49	49
Subtotal GSAS	404	454	513	428	452
School of Engineering, Graduate	2011/2012	2012/2013	2013/2014	2014/2015	2015/2016
CERT	4	5	7	5	10
ME	19	32	18	18	29
MS	84	87	81	90	92
MSEM	66	66	65	66	49
PhD	31	28	32	25	31
Subtotal SOE (Grad)	204	218	203	204	211
The Fletcher School	2011/2012	2012/2013	2013/2014	2014/2015	2015/2016
LLM	14	18	6	14	14
MA	67	71	67	69	56
MALD	191	190	185	167	216
MIB	21	34	35	31	28
PhD	17	12	7	3	12
Subtotal Fletcher	310	325	300	284	326
Friedman SNSP	2011/2012	2012/2013	2013/2014	2014/2015	2015/2016
CERT		24	9	46	47
MNSP	0	5	9	8	12
MS	63	80	69	76	89
PhD	10	9	11	10	8
Subtotal SNSP	73	118	98	140	156
Friedman SNSP & Fletcher (Joint Degree)	2011/2012	2012/2013	2013/2014	2014/2015	2015/2016
MAHA	3	9	10	5	6

¹ Does not reflect number of bachelor's degrees; includes post-baccalaureate pre-medical certificates.

Degrees Granted by School, Continued

Note: Counts reflect the number of degrees awarded. Individuals who received more than one degree are counted once for each degree.

Graduate Degrees, Continued					
School of Dental Medicine	2011/2012	2012/2013	2013/2014	2014/2015	2015/2016
Dental Certificate	53	50	56	68	53
MS	28	19	27	18	19
Subtotal Dental	81	69	83	86	72
School of Medicine	2011/2012	2012/2013	2013/2014	2014/2015	2015/2016
CERT	1	0	2	0	7
MBA ²	11	1			
MPH	91	83	90	103	93
MS	94	106	108	133	165
Subtotal Medical	197	190	200	236	265
Sackler School of Graduate Biomedical Science	2011/2012	2012/2013	2013/2014	2014/2015	2015/2016
CERT	1	2	3	4	2
MS	12	13	10	7	23
PhD	30	19	27	28	33
Subtotal Sackler	43	34	40	39	58
Cummings School of Veterinary Medicine	2011/2012	2012/2013	2013/2014	2014/2015	2015/2016
MS	10	21	31	33	30
PhD	0	2	2	1	2
Subtotal Cummings - Vet	10	23	33	34	32
Total Graduate	1,325	1,440	1,480	1,456	1,578
First Professional Degrees	2011/2012	2012/2013	2013/2014	2014/2015	2015/2016
Dental – DMD	178	197	192	190	196
Medical – MD	191	200	187	186	193
Cummings – DVM	81	85	101	94	93
Total First Professional	450	482	480	470	482

Degrees Granted by School, Summary

Undergraduate Degrees					
Arts & Sciences	1,090	1,117	1,132	1,117	1,076
Engineering	197	181	171	181	210
College of Special Studies (BFA)	90	98	86	86	88
Total Bachelor's Degrees awarded³	1,377	1,396	1,389	1,384	1,374
Total Bachelor's Degree recipients⁴	1,371	1,387	1,383	1,379	1,366
College of Special Studies (Postbac CERT)	18	20	23	20	22
Total Undergraduate Degrees awarded³	1,395	1,416	1,412	1,404	1,396
Total Undergraduate Degree recipients⁴	1,389	1,407	1,406	1,399	1,388
Graduate & First Professional Degrees					
GSAS	404	454	513	433	452
SOE (Grad)	204	218	203	199	211
Fletcher	310	325	300	284	326
Friedman SNSP	73	94	98	140	156
Friedman SNSP & Fletcher (MAHA)	3	9	10	5	6
Dental	259	266	275	276	268
Medical	388	390	387	422	458
Sackler	43	34	40	39	58
Cummings - Vet	91	108	134	128	125
Total Grad/Prof Degrees awarded³	1,775	1,922	1,960	1,926	2,060
Total Grad/Prof Degree recipients⁴			1,883	1,828	1,976
University Total - Degrees awarded³	3,170	3,338	3,372	3,330	3,456
University Total - Degree recipients⁴			3,287	3,225	3,345

² Awarded with the MD (MD/MBA); as of 2013-14, no longer awarded by Tufts.

³ Total degrees awarded reflects the number of degrees awarded, not the number of people who received degrees.

⁴ Total number of students who graduated. These students could have earned one or more degrees.

Dual Degrees Granted

Reflects degrees granted between July 1, 2015 and June 30, 2016

Degrees	Degree 1	School 1	Degree 2	School 2	Granted 2015/16
BA/BFA	BA	Arts & Sciences	BFA	College of Special Studies	6
BS/BFA	BS	Arts & Sciences	BFA	College of Special Studies	2
BA/MA	BA	Arts & Sciences	MA	GSAS	1
BA/MS	BA	Arts & Sciences	MS	GSAS	1
BS/MS	BS	Arts & Sciences	MS	GSAS	1
BSBME/ME	BSBME	Engineering	ME	SOE (Grad)	1
BSBME/MS	BSBME	Engineering	MS	SOE (Grad)	3
BSCHE/MS	BSCHE	Engineering	MS	SOE (Grad)	2
BSCPE/MS	BSCPE	Engineering	MS	SOE (Grad)	2
BSEE/MS	BSEE	Engineering	MS	SOE (Grad)	5
BSME/ME	BSME	Engineering	ME	SOE (Grad)	1
BSME/MS	BSME	Engineering	MS	SOE (Grad)	2
DMD/MPH	DMD	Dental	MPH	Medical (PHPD)	1
DVM/MPH	DVM	Cummings - Vet	MPH	Medical (PHPD)	5
DVM/MS	DVM	Cummings - Vet	MS	Cummings - Vet	3
EDS/MA	EDS	GSAS	MA	GSAS	14
LLM & MALD	LLM	Fletcher	MALD	Fletcher	2
MA & CERT	MA	GSAS	CERT	GSAS	3
MA & MIB	MA	GSAS	MIB	Fletcher	1
MALD/MS	MALD	Fletcher	MS	Friedman	2
MD/MPH	MD	Medical (MD)	MPH	Medical (PHPD)	13
MD/PHD	MD	Medical (MD)	PHD	Sackler	4
ME & CERT	ME	SOE (Grad)	CERT	GSAS	2
ME & CERT	ME	SOE (Grad)	CERT	SOE (Grad)	1
ME & MSEM	ME	SOE (Grad)	MSEM	SOE (Grad)	1
MFA & CERT	MFA	GSAS	CERT	GSAS	2
MPH/MS	MPH	Medical (PHPD)	MS	Friedman	16
MPH/MS	MPH	Medical (PHPD)	MS	Medical (PHPD)	4
MS & CERT	MS	GSAS	CERT	GSAS	3
MS & CERT	MS	Friedman	CERT	Medical (PHPD)	1
MS/CERT	MS	Dental	CERT	Dental	3
MS/FC	MS	Dental	FC	Dental	2
PHD & CERT	PHD	SOE (Grad)	CERT	GSAS	1
Total Graduates with Dual Degrees					111
Total Degrees Awarded					222

Note: Degrees separated by "/" represent formal dual degree programs; degrees separated by "&" represent ad-hoc dual degree programs.

Summary of Degrees Granted

	2011/2012	2012/2013	2013/2014	2014/2015	2015/2016
BA	842	866	827	707	680
BFA	90	98	86	86	88
BS	255	246	307	421	401
BSBME	12	12	10	10	21
BSCE	27	26	25	15	16
BSCHE	25	39	37	40	34
BSCPE	9	5	3	8	11
BSCS	11	18	17	26	36
BSE	2	3	1	1	0
BSEE	19	14	20	12	25
BSEP	2	1	3	0	1
BSES	17	8	1	5	1
BSEVE	19	9	11	4	6
BSME	47	41	41	49	54
Dental Certificates	53	50	56	68	53
Other Certificates	30	91	72	106	124
DMD	178	197	192	190	196
DVM	81	85	101	94	93
EDS	18	14	25	15	15
LLM	14	18	6	14	14
MA	239	211	253	207	192
MAHA	3	9	10	5	6
MALD	191	190	185	167	216
MAT	36	69	55	41	43
MBA ¹	11	1			
MD	191	200	187	186	193
ME	19	32	18	18	29
MFA	32	47	75	49	50
MIB	21	34	35	31	28
MNSP	0	5	9	8	12
MPH	91	83	90	103	93
MPP	5	8	9	8	5
MS	383	414	410	451	534
MSEM	66	66	65	66	49
OTD	0	1	2	3	2
PhD	131	117	128	116	135
Total Degrees Granted²	3,170	3,328	3,372	3,330	3,456
Total Number of Graduates³			3,287	3,225	3,345

Summary	2011/2012	2012/2013	2013/2014	2014/2015	2015/2016
Total Bachelor's degrees	1,377	1,386	1,389	1,384	1,374
Total Master's degrees ⁴	1,129	1,201	1,245	1,183	1,286
Total First Professional degrees (DVM, DMD, MD)	450	482	480	470	482
Total PhDs	131	117	128	116	135
Total Other Doctorate degrees (OTD)	0	1	2	3	2
Total Certificates	83	141	128	174	177

¹ Awarded with the MD (MD/MBA); as of 2013-14, no longer awarded by Tufts.

² Total Degrees Granted reflects the number of degrees awarded, not the number of people who received degrees. For example, students who were awarded an MD and an MPH are counted twice to account for these two degrees.

³ Total number of students who graduated. These students could have earned one or more degrees. Figures not available prior to 2013/2014.

⁴ Includes EDS degrees.

UNIVERSITY STAFF



Harleston Hall dedication on September 23, 2016

Paid Personnel

Fall 2016

Organization	Male		Female		Total
	Full-Time	Part-Time	Full-Time	Part-Time	
Arts & Sciences - Liberal Arts	344	91	523	175	1,133
Arts & Sciences - SMFA	24	25	35	44	128
Cummings School of Veterinary Medicine	83	6	347	46	482
Dental School	136	69	283	65	553
Engineering	134	53	79	30	296
Fletcher	50	12	58	15	135
Friedman SNSP	36	4	93	15	148
Human Nutrition Research Center	47	6	72	15	140
Medical School	176	30	266	45	517
Tisch College	6		18	3	27
Central Administration	319	8	376	21	724
University Advancement	39		138	7	184
Operations	272	7	125	6	410
Totals	1,666	311	2,413	487	4,877

EEOC Job Category	Male		Female		Total
	Full-Time	Part-Time	Full-Time	Part-Time	
Executive/Admin/Managerial	181	5	196	10	392
Faculty	551	271	452	272	1,546
Professional Nonfaculty	543	20	913	89	1,565
Secretarial/Clerical	92	6	496	66	660
Service Maintenance Workers	160	2	88	3	253
Skilled Crafts	44		1		45
Technical/Paraprofessional	95	7	267	47	416
Totals	1,666	311	2,413	487	4,877

Employment Description	Male		Female		Total
	Full-Time	Part-Time	Full-Time	Part-Time	
Exempt	688	18	1,070	83	1,859
Faculty	551	271	452	272	1,546
Non-Exempt	427	22	891	132	1,472
Totals	1,666	311	2,413	487	4,877

Paid Personnel by EEOC Category

Full-Time	Executive/ Admin/ Managerial	Faculty	Professional Nonfaculty	Secretarial/ Clerical	Service Maintenance Workers	Skilled Crafts	Technical/ Para- professional	Total
Arts & Sciences - Liberal Arts	52	418	242	133		1	21	867
Arts & Sciences - SMFA	4	35	14	6				59
Cummings School of Veterinary Medicine	8	100	112	54			156	430
Dental School	19	143	43	136			78	419
Engineering	4	102	80	20			7	213
Fletcher	13	40	32	23				108
Friedman SNSP	11	24	70	16			8	129
Human Nutrition Research Center	14		76	7	3		19	119
Medical School	24	138	189	47			44	442
Tisch College	4	2	15	3				24
Central Administration	125	1	440	84	17		28	695
University Advancement	62		76	39				177
Operations	37		67	20	228	44	1	397
Total Full-Time	377	1,003	1,456	588	248	45	362	4,079

Part-Time	Executive/ Admin/ Managerial	Faculty	Professional Nonfaculty	Secretarial/ Clerical	Service Maintenance Workers	Skilled Crafts	Technical/ Para- professional	Total
Arts & Sciences - Liberal Arts	3	197	41	25				266
Arts & Sciences - SMFA		62	7					69
Cummings School of Veterinary Medicine		14	1	24			13	52
Dental School		108		6			20	134
Engineering		78	2	1			2	83
Fletcher		18	5	4				27
Friedman SNSP		10	4	4			1	19
Human Nutrition Research Center	6		7		1		7	21
Medical School	3	55	9	3			5	75
Tisch College			2	1				3
Central Administration	2	1	21	3			2	29
University Advancement	1		6					7
Operations			4	1	4		4	13
Total Part-Time	15	543	109	72	5		54	798

Paid Personnel by Race/Ethnicity, Gender, and Full/Part-time Status – Federal Methodology Fall 2016

Race/Ethnicity categories are defined according to federal guidelines.¹ For details, see <http://provost.tufts.edu/institutionalresearch/race-ethnicity-faq/>.

	Amer- ican Indian/ Alaska Native	Asian	Black/ African Amer- ican	Hisp- anics of any race	Native Haw- aiian/ Other Pacific Islander	White	Two or more races	Race/ Eth- nicity un- known	Non- resid- ent Alien	Total		Amer- ican Indian/ Alaska Native	Asian	Black/ African Amer- ican	Hisp- anics of any race	Native Haw- aiian/ Other Pacific Islander	White	Two or more races	Race/ Eth- nicity un- known	Non- resid- ent Alien
Female																				
Full-Time	1	210	171	103	3	1,718	31	111	65	2,413	0.04%	8.7%	7.1%	4.3%	0.1%	71.2%	1.3%	4.6%	2.7%	
Part-Time	1	32	16	22		374	5	32	5	487	0.2%	6.6%	3.3%	4.5%		76.8%	1.0%	6.6%	1.0%	
Total Female	2	242	187	125	3	2,092	36	143	70	2,900	0.1%	8.3%	6.4%	4.3%	0.1%	72.1%	1.2%	4.9%	2.4%	
Male																				
Full-Time	2	176	101	84	1	1,157	15	65	65	1,666	0.1%	10.6%	6.1%	5.0%	0.1%	69.4%	0.9%	3.9%	3.9%	
Part-Time		25	10	12		240	2	19	3	311		8.0%	3.2%	3.9%		77.2%	0.6%	6.1%	1.0%	
Total Male	2	201	111	96	1	1,397	17	84	68	1,977	0.1%	10.2%	5.6%	4.9%	0.1%	70.7%	0.9%	4.2%	3.4%	
Total																				
Full-Time	3	386	272	187	4	2,875	46	176	130	4,079	0.1%	9.5%	6.7%	4.6%	0.1%	70.5%	1.1%	4.3%	3.2%	
Part-Time	1	57	26	34		614	7	51	8	798	0.1%	7.1%	3.3%	4.3%		76.9%	0.9%	6.4%	1.0%	
Grand Total	4	443	298	221	4	3,489	53	227	138	4,877	0.1%	9.1%	6.1%	4.5%	0.1%	71.5%	1.1%	4.7%	2.8%	

¹ The definitions for the racial/ethnic categories shown here follow the [Final Guidance on Maintaining, Collecting, and Reporting Racial and Ethnic Data to the U.S. Department of Education, 10/19/07, Federal Register, Volume 72, Number 202, pp. 59266-59279](#), as well as [guidelines from the National Center for Education Statistics' Integrated Postsecondary Education Data System \(IPEDS\)](#).

**Paid Personnel by Race/Ethnicity, Gender, and Full/Part-time Status – All races selected
Fall 2016**

Faculty are counted in each racial/ethnic category selected. Percents do not total 100%. For details, see <http://provost.tufts.edu/institutionalresearch/race-ethnicity-faq/>.

	Amer- ican Indian/ Alaska Native	Asian	Black/ African Amer- ican	Hispanic or Latino	Native Haw- aiian/ Other Pacific Islander	White	Race/ Ethnicity unknown	Total		Amer- ican Indian/ Alaska Native	Asian	Black/ African Amer- ican	Hispanic or Latino	Native Haw- aiian/ Other Pacific Islander	White	Race/ Ethnicity unknown
Female																
Full-Time	13	240	190	109	3	1,775	117	2,413	0.5%	9.9%	7.9%	4.5%	0.1%	73.6%	4.8%	
Part-Time	4	34	20	22	1	382	33	487	0.8%	7.0%	4.1%	4.5%	0.2%	78.4%	6.8%	
Total Female	17	274	210	131	4	2,157	150	2,900	0.6%	9.4%	7.2%	4.5%	0.1%	74.4%	5.2%	
Male																
Full-Time	4	213	107	89	2	1,196	71	1,666	0.2%	12.8%	6.4%	5.3%	0.1%	71.8%	4.3%	
Part-Time	0	26	12	12	0	244	19	311	0.0%	8.4%	3.9%	3.9%	0.0%	78.5%	6.1%	
Total Male	4	239	119	101	2	1,440	90	1,977	0.2%	12.1%	6.0%	5.1%	0.1%	73.0%	4.5%	
Total																
Full-Time	17	453	297	198	5	2,971	188	4,079	0.4%	11.1%	7.3%	4.9%	0.1%	72.8%	4.6%	
Part-Time	4	60	32	34	1	626	52	798	0.5%	7.5%	4.0%	4.3%	0.1%	78.4%	6.5%	
Grand Total	21	513	329	232	6	3,597	240	4,877	0.4%	10.5%	6.7%	4.8%	0.1%	73.8%	4.9%	

**Paid Personnel by Home Address
Fall 2016**

Residence	Campus				Total	Gross Annual Salary
	Boston	Fenway	Grafton	Medford		
Boston	371	45	6	190	612	\$43,006,395
Medford	43	6		364	413	\$29,518,113
Somerville	91	11		300	402	\$25,890,368
Cambridge	82	13	2	182	279	\$20,720,958
Arlington	28			143	171	\$13,673,059
Newton	90	3	5	56	154	\$16,595,115
Brookline	48	6	3	48	105	\$9,011,973
Malden	40	1		60	101	\$6,378,749
Lexington	13			73	86	\$9,647,649
Winchester	17	2		64	83	\$8,300,579
Belmont	16	2		50	68	\$6,251,677
Quincy	47	1	1	19	68	\$4,302,534
Worcester	6		58	3	67	\$3,417,153
Melrose	16			48	64	\$5,134,972
Waltham	16	3	3	32	54	\$3,689,314
Woburn	12			39	51	\$3,507,115
Watertown	16	4		25	45	\$2,890,706
North Grafton	1		41	1	43	\$2,731,602
Reading	8	1		33	42	\$3,199,993
Wakefield	17	1		23	41	\$2,904,195
Stoneham	5			35	40	\$2,761,533
Westborough	1		37	2	40	\$3,445,496
Grafton	1	1	35	2	39	\$2,747,817
Shrewsbury			37	2	39	\$2,893,134
Concord	7	1	1	29	38	\$3,787,014
Revere	24	1		13	38	\$2,279,456
Natick	19	1	5	8	33	\$2,495,060
Everett	9			23	32	\$1,720,794
Tewksbury	3	1		28	32	\$2,266,091
Andover	7	1		22	30	\$2,612,780
Salem	11			14	25	\$2,238,357
Billerica	3			21	24	\$1,599,305
Needham	11		2	11	24	\$2,373,879
Framingham	10		4	8	22	\$2,080,512
Burlington	4			17	21	\$1,516,914
Swampscott	10	1		10	21	\$1,350,595
Wilmington	2			19	21	\$1,599,233
Acton	7	1	1	11	20	\$1,989,462
Beverly	9			11	20	\$1,846,278
Lincoln	6			14	20	\$2,265,395
Milton	13			7	20	\$1,775,389
North Andover	4			16	20	\$2,017,402
Millbury			19		19	\$843,326
Winthrop	11	1		7	19	\$1,195,235
Randolph	8			10	18	\$891,581
Sudbury	8		2	8	18	\$1,800,318
Auburn	2		14	1	17	\$829,526
Canton	14			3	17	\$1,365,315
Chelsea	4			13	17	\$890,668
Lynn	11			6	17	\$938,581
North Reading	6	1		10	17	\$1,422,109
Peabody	6			11	17	\$1,315,413

**Paid Personnel by Home Address, Continued
Fall 2016**

Residence	Campus				Total	Gross Annual Salary
	Boston	Fenway	Grafton	Medford		
Saugus	8			9	17	\$1,121,083
Bedford	3	2		11	16	\$1,963,709
Braintree	9			7	16	\$880,653
Brockton	11			5	16	\$813,344
Sharon	10			6	16	\$1,665,619
Wayland	9		1	6	16	\$1,793,016
Wellesley	8	2		6	16	\$1,042,160
Weymouth	14			2	16	\$1,135,044
Lynnfield	4	1		10	15	\$1,340,733
Northborough	2	1	10	2	15	\$1,351,375
Walpole	8	1	2	3	14	\$852,146
Dedham	10			3	13	\$724,793
Marblehead	2	3		8	13	\$822,593
South Grafton			13		13	\$482,859
Sutton	1		12		13	\$766,494
Weston	9			4	13	\$2,017,913
Ashland	6		5	1	12	\$856,389
Lowell	4			8	12	\$903,899
Marlborough	1	1	7	2	11	\$510,775
Stoughton	8		1	2	11	\$760,340
Chelmsford			1	9	10	\$595,866
Danvers	1	1		8	10	\$611,301
Subtotal	1,342	121	328	2,257	4,048	\$304,938,295

Other towns (in MA)	201	18	160	185	564	\$39,579,154
Other towns (outside MA)	64	25	37	122	248	\$15,858,076
Outside the U.S.	9		1	7	17	\$1,086,471
Total	1,616	164	526	2,571	4,877	\$361,461,997

Total Boston Campus	\$123,804,830
Total Fenway Campus	\$6,890,784
Total Grafton Campus	\$32,701,337
Total Medford/Somerville Campus	\$198,065,045
University Total	\$361,461,997

All Persons Holding Paid Faculty Appointments Fall 2016

Note: Figures include all faculty employed on November 1, regardless of eligibility for tenure*

Arts & Sciences	Full-Time	Part-Time	Total
American Studies	2	1	3
Anthropology	9	1	10
Art and Art History	12	2	14
Biology	27	2	29
Chemistry	19	1	20
Classics	11	1	12
Community Health	4	1	5
Drama and Dance	18	9	27
Earth & Ocean Sciences	5	1	6
Economics	24	13	37
Education	17	9	26
English	18	25	43
EP Child Study and Human Development	26	9	35
Film & Media Studies		1	1
History	19	3	22
International Literary and Cultural Studies	32	11	43
Mathematics	25	1	26
Music	12	20	32
Occupational Therapy	9	8	17
Peace & Justice Study		1	1
Philosophy	16	5	21
Physics & Astronomy	17	2	19
Political Science	17	2	19
Psychology	21	6	27
Race, Colonialism & Diaspora	1		1
Religion	5	2	7
Romance Languages	29	28	57
Sociology	8	4	12
Urban and Environmental Policy and Planning	13	5	18
School of the Museum of Fine Arts (SMFA) at Tufts	35	62	97
Subtotal Arts & Sciences	451	236	687
Engineering	Full-Time	Part-Time	Total
Biomedical Engineering	10	8	18
Chemical Engineering	12	4	16
Civil & Environmental Engineering	21	12	33
Computer Science	18	8	26
Electrical & Computer Engineering	16	2	18
Gordon Institute	6	28	34
Mechanical Engineering	17	15	32
Subtotal Engineering	100	77	177
Other Arts & Sciences and Engineering	Full-Time	Part-Time	Total
CEE0	2	1	3
Center for Science & Math Tech		1	1
Experimental College		19	19
Graduate Arts & Sciences		3	3
Office Dean Arts & Sciences	2		2
Subtotal Other Arts & Sciences and Engineering	4	24	28
Total Arts, Sciences and Engineering	555	337	892

*Source: Human Resources PeopleSoft database. Accurate as of November 1, 2016. Counts include only those individuals who are paid directly by Tufts and whose primary appointment is labeled "Faculty." Counts do not include all individuals teaching courses. Administrators who have faculty appointments are categorized as Executive/Administration and are not included in these data. Counts do not include individuals on long-term disability.

**All Persons Holding Paid Faculty Appointments, Continued
Fall 2016**

Note: Figures include all faculty employed on November 1, regardless of eligibility for tenure*

The Fletcher School of Law & Diplomacy	Full-Time	Part-Time	Total
Instruction	40	18	58
Total Fletcher School of Law & Diplomacy	40	18	58

Friedman School of Nutrition Science and Policy	Full-Time	Part-Time	Total
Academic Programs	21	10	31
Epidemiology	3		3
Total Friedman SNSP	24	10	34

Dental School (Clinical Depts.)¹	Full-Time	Part-Time	Total
Comprehensive Care	38	29	67
Diagnosis & Health Promotion	1		1
Diagnostic Sciences-Oral Pathology	12	2	14
Diagnostic Sciences-Radiology	3		3
Diagnostic Sciences-TMD		1	1
Endodontics	5	6	11
Oral & Maxillofacial Surgery	8	9	17
Orthodontics	5	4	9
Pediatric Dentistry	6	8	14
Periodontology	14	11	25
Prosthodontics	27	13	40
Subtotal Dental School (Clinical Depts.)	119	83	202

Dental School (Other)¹	Full-Time	Part-Time	Total
Academic Services	4	2	6
Administration		1	1
Clinic Operations	1		1
Public Health & Comm Service	12	19	31
Research Administration Dental	7	2	9
Student Services		1	1
Subtotal Dental School (Other)	24	25	49

	Full-Time	Part-Time	Total
Total Dental School	143	108	251

¹ Does not include volunteer faculty.

*Source: Human Resources PeopleSoft database. Accurate as of November 1, 2016. Counts include only those individuals who are paid directly by Tufts and whose primary appointment is labeled "Faculty." Counts do not include all individuals teaching courses. Administrators who have faculty appointments are categorized as Executive/Administration and are not included in these data. Counts do not include individuals on long-term disability.

All Persons Holding Paid Faculty Appointments, Continued Fall 2016

Note: Figures include all individuals with faculty titles, regardless of eligibility for tenure*

School of Medicine (Basic Sciences)	Full-Time	Part-Time	Total
Developmental, Molecular & Chemical Biology	32	4	36
Integrative Physiology & Pathobiology	37	6	43
Microbiology	16	1	17
Neuroscience	18		18
Subtotal School of Medicine (Basic Sciences)	103	11	114

School of Medicine (Clinical Depts.)	Full-Time	Part-Time	Total
Family Medicine		9	9
Nutrition/Infection Unit	1	1	2
Ophthalmology	1		1
Public Health & Community Medicine	29	29	58
Subtotal Medical School (Clinical Depts.)	31	39	70

School of Medicine (Other)	Full-Time	Part-Time	Total
Administration		1	1
Center for Study of Drug Development	4	1	5
Educational Affairs		3	3
Subtotal Medical School (Other)	4	5	9

Total School of Medicine	Full-Time	Part-Time	Total
	138	55	193

Cummings School of Veterinary Medicine (Clinical) ²	Full-Time	Part-Time	Total
Biomedical Sciences	18	2	20
Clinical Sciences	51	7	58
Environmental & Population Health	11	1	12
Foster Hospital	1		1
Infectious Disease & Global Health	19	3	22
Subtotal Cummings - Veterinary School (Clinical)	100	13	113

Cummings School of Veterinary Medicine (Other)	Full-Time	Part-Time	Total
Academic Affairs		1	1
Subtotal Cummings - Veterinary School (Other)	0	1	1

Total Cummings - Veterinary School	Full-Time	Part-Time	Total
	100	14	114

Other	Full-Time	Part-Time	Total
Institute for Global Leadership		1	1
Provost's Office	1		1
Tisch College	2		2
Total Other	3	1	4

Total University	Full-Time	Part-Time	Total
	1,003	543	1,546

² Does not include emeritus faculty.

*Source: Human Resources PeopleSoft database. Accurate as of November 1, 2016. Counts include only those individuals who are paid directly by Tufts and whose primary appointment is labeled "Faculty." Counts do not include all individuals teaching courses. Administrators who have faculty appointments are categorized as Executive/Administration and are not included in these data. Counts do not include individuals on long-term disability.

**Titles of Persons Holding Faculty Appointments, Paid or Unpaid
Fall 2016**

Note: Figures include all individuals with faculty appointments, regardless of eligibility for tenure or source of salary funds*

Arts & Sciences	Full-Time	Part-Time	Total
Professor & Provost & Senior VP	1		1
Professor & Dean	5		5
Professor & Chair	21	1	22
Professor, Chair & Packard Chair of Theology	1		1
Professor (Bridge Professor with Engineering)	1		1
Professor	114	1	115
Research Professor		3	3
University Professor	1		1
Associate Professor & Vice Provost	1		1
Associate Professor & Chair	2		2
Associate Professor & Interim Executive Director	1		1
Associate Professor	91	1	92
Research Associate Professor	1		1
Associate Professor Emeritus ¹		1	1
Assistant Professor	64		64
Mellon Assistant Professor	2		2
Norbert Wiener Assistant Professor	2		2
Research Assistant Professor	8	2	10
Professor of the Practice	3	4	7
Senior Lecturer	35	1	36
Lecturer	69	175	244
Visiting Professor	1	1	2
Visiting Associate Professor		1	1
Visiting Assistant Professor	1		1
Visiting Artist		5	5
Visiting Scholar	2	1	3
Subtotal Arts & Sciences	427	197	624

School of the Museum of Fine Arts (SMFA)	Full-Time	Part-Time	Total
Professor of the Practice	24	4	28
Senior Lecturer	3		3
Lecturer	1	57	58
Visiting Artist	7	1	8
Subtotal SMFA	35	62	97

¹ Only those emeriti faculty teaching courses in Fall 2016 appear in this table.

* Administrators who have faculty appointments are included in this data.

**Titles of Persons Holding Faculty Appointments, Paid or Unpaid, Continued
Fall 2016**

Note: Figures include all individuals with faculty appointments, regardless of eligibility for tenure or source of salary funds*

Engineering	Full-Time	Part-Time	Total
Karol Family Professor & Dean	1		1
University Professor	1		1
Associate Professor & Associate Dean		1	1
Associate Professor	30		30
Research Associate Professor		2	2
Visiting Associate Professor	1	2	3
Professor & Senior Advisor to the Provost	1		1
Professor & Associate Dean	2		2
Professor & Chair	6		6
Professor	27		27
Professor (Bridge Professor with A&S)	1		1
Research Professor	1	3	4
Professor Emeritus & Research Professor		1	1
Assistant Professor & Interim Assistant Chair	1		1
Research Assistant Professor	5	4	9
Assistant Professor	15		15
Professor of the Practice	5	16	21
Professor of the Practice & Program Director	2		2
Senior Lecturer	5		5
Lecturer	2	50	52
Lecturer & Laboratory Manager		1	1
Lecturer & Postdoctoral Scholar		2	2
Lecturer & Senior Department Research Administrator		1	1
Visiting Professor		2	2
Visiting Assistant Professor		2	2
Visiting Scholar		7	7
Subtotal Engineering	106	94	200
Other Arts & Sciences and Engineering	Full-Time	Part-Time	Total
Professor & Associate Dean	1		1
Professor of the Practice	1		1
Instructor	1		1
Adjunct Lecturer		1	1
University Professor	1		1
Subtotal Other Arts & Sciences and Engineering	4	1	5
Total Arts & Sciences, SMFA and Engineering	Full-Time	Part-Time	Total
	572	354	926

* Administrators who have faculty appointments are included in this data.

Titles of Persons Holding Faculty Appointments, Paid or Unpaid, Continued Fall 2016

Note: Figures include all individuals with faculty appointments, regardless of eligibility for tenure or source of salary funds*

Friedman School of Nutrition Science and Policy²	Full-Time	Part-Time	Total
Professor & Dean	1		1
Research Associate Professor	1		1
Professor	6	1	7
Professor & Research Director	2		2
Associate Professor & Academic Dean	1		1
Associate Professor	7		7
Associate Professor & Research Director	2		2
Adjunct Associate Professor		2	2
Assistant Professor	4		4
Research Assistant Professor	2		2
Instructor & Senior Program Manager	1		1
Instructor			
Adjunct Instructor		6	6
Adjunct Lecturer		1	1
Subtotal Friedman SNSP	27	10	37

HNRC Staff with Faculty Appointments at Friedman³	Full-Time	Part-Time	Total
Professor & Vice Provost	1		1
Professor & Academic Dean	1		1
Professor & <i>Interim</i> Director	1		1
Professor & Senior Scientist	9	2	11
Associate Professor & Senior Scientist	1		1
Associate Professor & Scientist I	5		5
Assistant Professor & Scientist I	2	1	3
Assistant Professor & Scientist II	1		1
Instructor & Senior Research Dietician	1		1
Instructor & Scientist III		1	1
Instructor & Scientist II	1	2	3
Instructor & Senior Statistician	1		1
Adjunct Assistant Professor & Scientist I		1	1
Adjunct Assistant Professor & Scientist II		1	1
Adjunct Instructor & Scientist III		1	1
Adjunct Instructor, Friedman & Dietary Assessment Unit Manager		1	1
Subtotal HNRC staff with Friedman Appointments	24	10	34

Friedman School (Voluntary/Unpaid Faculty – Other)	Full-Time	Part-Time	Total
Adjunct Professor		23	23
Adjunct Professor & Research Professor		1	1
Visiting Professor		2	2
Professor Emeritus		5	5
Adjunct Associate Professor		15	15
Visiting Associate Professor		2	2
Adjunct Assistant Professor		14	14
Clinical Instructor		9	9
Adjunct Instructor		4	4
Adjunct Lecturer		1	1
Visiting Lecturer		1	1
Subtotal Friedman (Voluntary/Unpaid Faculty – Other)	0	77	77

	Full-Time	Part-Time	Total
Total Friedman SNSP	51	97	148

² Friedman School data includes only active teaching faculty on campus in 2016-17.

³ The Friedman School faculty appointments of Human Nutrition Research Center (HNRC) staff confer all of the rights and privileges of faculty employed by the school, and include roles in school administration and faculty committee leadership.

* Administrators who have faculty appointments are included in this data.

**Titles of Persons Holding Faculty Appointments, Paid or Unpaid, Continued
Fall 2016**

Note: Figures include all individuals with faculty appointments, regardless of eligibility for tenure or source of salary funds*

The Fletcher School of Law & Diplomacy	Full-Time	Part-Time	Total
Professor & Dean	1		1
Professor & Academic Dean	1		1
Professor & Executive Director	1		1
Professor & Director	1		1
Professor & Senior Associate Dean & Executive Director	1		1
Professor & Senior Associate Dean	1		1
Professor	16	1	17
Associate Professor	7		7
Assistant Professor	7		7
Professor of the Practice	5	5	10
Adjunct Professor	1		1
Adjunct Associate Professor		2	2
Adjunct Research Professor & Program Director		1	1
Adjunct Assistant Professor		3	3
Visiting Professor	1	1	2
Visiting Associate Professor	1	1	2
Lecturer	1	4	5
Senior Adjunct Lecturer		1	1
Total Fletcher School	45	19	64

Dental School (Clinical/Other Depts.)⁴	Full-Time	Part-Time	Total
Professor & Dean	1		1
Professor & Associate Dean	2		2
Professor & Chair	5		5
Professor & <i>Interim</i> Chair	2		2
Professor	18		18
Clinical Professor	1	10	11
Professor Emeritus		1	1
Professor Emeritus of Clinical Science		1	1
Associate Professor & <i>Interim</i> Chair	1		1
Associate Professor & Program Director	1		1
Associate Professor	25	2	27
Clinical Associate Professor	5	17	22
Assistant Professor & <i>Interim</i> Assistant Chair	1		1
Assistant Professor	55	2	57
Clinical Assistant Professor	11	52	63
Instructor	13		13
Clinical Instructor	3	22	25
Visiting Instructor		1	1
Visiting Professor	1		1
Subtotal Dental School (Clinical Depts.)	145	108	253

⁴ Dental faculty full- and part-time statuses may be different from Human Resources PeopleSoft database; statuses determined by faculty bylaws.
* Administrators who have faculty appointments are included in these data.

**Titles of Persons Holding Faculty Appointments, Paid or Unpaid, Continued
Fall 2016**

Note: Figures include all individuals with faculty appointments, regardless of eligibility for tenure or source of salary funds*

Dental School (Voluntary/Unpaid Faculty – Other)	Full-Time	Part-Time	Total
Professor Emeritus		2	2
Visiting Professor		5	5
Visiting Associate Professor		2	2
Visiting Assistant Professor		4	4
Visiting Instructor		1	1
Clinical Professor		2	2
Associate Clinical Professor		13	13
Assistant Clinical Professor		68	68
Assistant Professor		1	1
Clinical Instructor		124	124
Adjunct Professor		1	1
Adjunct Associate Professor		7	7
Adjunct Assistant Professor		13	13
Adjunct Instructor		7	7
Adjunct Technical Instructor		2	2
Adjunct Clinical Instructor		2	2
Technical Instructor		1	1
Subtotal Dental School (Voluntary/Unpaid Faculty - Other)	0	255	255

	Full-Time	Part-Time	Total
Total Dental School	145	363	508

Cummings School of Veterinary Medicine	Full-Time	Part-Time	Total
Cummings & Henry and Lois Foster Professor, Dean	1		1
Professor & Associate Dean	1		1
Associate Professor	14	1	15
Professor & Chair	1		1
Clinical Professor & Chair	1		1
Professor & Associate Chair	1		1
Professor	16		16
Research Professor	1	2	3
Clinical Professor	1		1
Associate Professor & Associate Chair	1		1
Associate Professor & Chair	1		1
Associate Professor & Associate Medical Director	2		2
Clinical Associate Professor & Medical Director	1		1
Clinical Associate Professor	1	2	3
Clinical Assistant Professor	12	2	14
Research Associate Professor	1	1	2
Research Assistant Professor	11	1	12
Assistant Professor	27	2	29
Assistant Professor Emeritus		1	1
Clinical Instructor	4		4
Lecturer	3	2	5
Total Cummings - Veterinary School	101	14	115

* Administrators who have faculty appointments are included in this data.

**Titles of Persons Holding Faculty Appointments, Paid or Unpaid, Continued
Fall 2016**

Note: Figures include all individuals with faculty appointments, regardless of eligibility for tenure or source of salary funds*

School of Medicine (Basic Sciences - Paid Faculty)⁵	Full-Time	Part-Time	Total
Professor & Chair	4		4
Professor & Vice Chair	1		1
Professor	34	3	37
Professor Emeritus		2	2
Associate Professor	22		22
Research Associate Professor	1		1
Assistant Professor	13		13
Research Assistant Professor	24	5	29
Senior Lecturer	2		2
Lecturer	4		4
Instructor		1	1
Subtotal School of Medicine (Basic Sciences)	105	11	116

School of Medicine (Clinical/Other Depts. - Paid Faculty)⁵	Full-Time	Part-Time	Total
Professor & Chair	1		1
Professor	9	6	15
Associate Professor	7	3	10
Clinical Associate Professor		1	1
Research Associate Professor	3	2	5
Research Assistant Professor		2	2
Clinical Assistant Professor	1	2	3
Adjunct Assistant Professor		2	2
Adjunct Clinical Instructor		1	1
Adjunct Instructor		2	2
Assistant Professor	14	14	28
Visiting Professor		1	1
Clinical Instructor		4	4
Instructor		1	1
Adjunct Lecturer		1	1
Lecturer		2	2
Subtotal School of Medicine (Clinical Depts.)	35	44	79

⁵ Excludes secondary appointments, where primary is at another Tufts school.

* Administrators who have faculty appointments are included in this data.

**Titles of Persons Holding Faculty Appointments, Paid or Unpaid, Continued
Fall 2016**

Note: Figures include all individuals with faculty appointments, regardless of eligibility for tenure or source of salary funds*

School of Medicine (Voluntary/Unpaid Faculty - Other)⁵	Full-Time	Part-Time	Total
Professor	163	21	184
Professor & Chair	10		10
Clinical Professor	20	45	65
Clinical Professor & Chair	1		1
Research Professor	2	3	5
Associate Professor	153	42	195
Associate Professor & Chair	3		3
Clinical Associate Professor	69	159	228
Clinical Associate Professor & Chair	1		1
Research Associate Professor	5		5
Assistant Professor	617	447	1,064
Assistant Professor & Chair	1		1
Clinical Assistant Professor	104	1,329	1,433
Research Assistant Professor	14	16	30
Dean Emeritus		1	1
Professor & Dean Emeritus		1	1
Professor Emeritus - Basic Scienc Depts.		24	24
Associate Professor Emeritus - Basic Scienc Depts.		4	4
Professor Emeritus - Clinical Depts.		32	32
Clinical Professor Emeritus - Clinical Depts.		8	8
Associate Professor Emeritus - Clinical Depts.		5	5
Assistant Professor Emeritus - Clinical Depts.		1	1
Associate Clinical Professor Emeritus		2	2
Senior Lecturer		2	2
Lecturer	2	117	119
Senior Clinical Instructor	1	22	23
Instructor	33	109	142
Clinical Instructor	20	780	800
Research Instructor	5	1	6
Adjunct Professor		95	95
Adjunct Clinical Professor		7	7
Adjunct Research Professor		4	4
Adjunct Associate Professor		70	70
Adjunct Clinical Associate Professor		13	13
Adjunct Research Associate Professor		1	1
Adjunct Assistant Professor		164	164
Adjunct Clinical Assistant Professor		37	37
Adjunct Research Assistant Professor		3	3
Adjunct Lecturer		11	11
Adjunct Instructor		24	24
Adjunct Clinical Instructor		40	40
Adjunct Research Instructor		1	1
Visiting Professor		2	2
Visiting Associate Professor	2	4	6
Visiting Assistant Professor		2	2
Subtotal School of Medicine (Other)	1,226	3,649	4,875
	Full-Time	Part-Time	Total
Total Medical School⁵	1,366	3,704	5,070

⁵ Excludes secondary appointments, where primary is at another Tufts school.

* Administrators who have faculty appointments are included in this data.

Full- and Part-time Faculty by School, Race/Ethnicity and Gender – Federal Methodology Fall 2016

Race/Ethnicity categories are defined according to federal guidelines. For details, see <http://provost.tufts.edu/institutionalresearch/race-ethnicity-faq/>.

	Female									Male										
	Amer- ican/ Indian/ Alaska Native	Asian	Black/ African Amer- ican	Hisp- anics of any race	Native Haw- aiian/ Other Pacific Islander	White	Two or more races	Race/ Eth- nicity un- known	Non- resid- ent Alien	Total	Amer- ican/ Indian/ Alaska Native	Asian	Black/ African Amer- ican	Hisp- anics of any race	Native Haw- aiian/ Other Pacific Islander	White	Two or more races	Race/ Eth- nicity un- known	Non- resid- ent Alien	Total
Arts & Sciences		29	12	21		241	9	7	5	324		9.0%	3.7%	6.5%		74.4%	2.8%	2.2%	1.5%	
SMFA		2	1	2		53	1	2		61		3.3%	1.6%	3.3%		86.9%	1.6%	3.3%		
Engineering	1	4	1	1		38		1	4	50	2.0%	8.0%	2.0%	2.0%		76.0%		2.0%	8.0%	
Cummings-Vet		5	1			52		2	1	61	8.2%	1.6%				85.2%		3.3%	1.6%	
Dental		21	3	8		61		4	9	106	19.8%	2.8%	7.5%			57.5%		3.8%	8.5%	
Fletcher						17		1	1	19						89.5%		5.3%	5.3%	
Friedman		2		1		18		2		23	8.7%		4.3%			78.3%		8.7%		
Medical		13	2	4		49	2	7	3	80	16.3%	2.5%	5.0%			61.3%	2.5%	8.8%	3.8%	
Other ¹										0										
Total Female	1	76	20	37	0	529	12	26	23	724	0.1%	10.5%	2.8%	5.1%	0.0%	73.1%	1.7%	3.6%	3.2%	
Arts & Sciences		18	15	13		222	5	11	7	291	6.2%	5.2%	4.5%			76.3%	1.7%	3.8%	2.4%	
SMFA				4		32				36				11.1%		88.9%				
Engineering		21	2	2		98		4	3	130	16.2%	1.5%	1.5%			75.4%		3.1%	2.3%	
Cummings-Vet		4	1	3		43			2	53	7.5%	1.9%	5.7%			81.1%			3.8%	
Dental		31		4		99	1	3	7	145	21.4%		2.8%			68.3%	0.7%	2.1%	4.8%	
Fletcher		5	2	1		27		2	2	39	12.8%	5.1%	2.6%			69.2%		5.1%	5.1%	
Friedman						10			1	11						90.9%			9.1%	
Medical		19	1	3		82		6	2	113	16.8%	0.9%	2.7%			72.6%		5.3%	1.8%	
Other ¹						4				4						100%				
Total Male	0	98	21	30	0	617	6	26	24	822	0.0%	11.9%	2.6%	3.6%	0.0%	75.1%	0.7%	3.2%	2.9%	
Total																				
Arts & Sciences		47	27	34		463	14	18	12	615	7.6%	4.4%	5.5%			75.3%	2.3%	2.9%	2.0%	
SMFA		2	1	6		85	1	2		97	2.1%	1.0%	6.2%			87.6%	1.0%	2.1%		
Engineering	1	25	3	3		136		5	7	180	0.6%	13.9%	1.7%	1.7%		75.6%		2.8%	3.9%	
Cummings-Vet		9	2	3		95		2	3	114	7.9%	1.8%	2.6%			83.3%		1.8%	2.6%	
Dental		52	3	12		160	1	7	16	251	20.7%	1.2%	4.8%			63.7%	0.4%	2.8%	6.4%	
Fletcher		5	2	1		44		3	3	58	8.6%	3.4%	1.7%			75.9%		5.2%	5.2%	
Friedman		2		1		28		2	1	34	5.9%		2.9%			82.4%		5.9%	2.9%	
Medical		32	3	7		131	2	13	5	193	16.6%	1.6%	3.6%			67.9%	1.0%	6.7%	2.6%	
Other ¹						4				4						100%				
Total Faculty	1	174	41	67	0	1,146	18	52	47	1,546	0.1%	11.3%	2.7%	4.3%	0.0%	74.1%	1.2%	3.4%	3.0%	

¹ Includes Tisch College, Provost's Office and Institute for Global Leadership.

Source: Human Resources PeopleSoft database. Accurate as of November 1, 2016. Race/ethnicity information is provided via a background information sheet by employees at the time of hire, and is self-reported and optional. Counts include only those individuals who are paid directly by Tufts and whose primary appointment is labeled "Faculty." Administrators who have faculty appointments are categorized as Executive/Administration, and are not included in this data.

Full-time Faculty by School, Race/Ethnicity and Gender – Federal Methodology Fall 2016

Race/Ethnicity categories are defined according to federal guidelines. For details, see <http://provost.tufts.edu/institutionalresearch/race-ethnicity-faq/>.

Female	Amer- ican/ Alaska Native	Asian	Black/ African Amer- ican	Hisp- anics of any race	Native Haw- aiian/ Other Pacific Islander	White	Two or more races	Race/ Eth- nicity un- known	Non- resid- ent Alien	Total	Amer- ican/ Alaska Native	Asian	Black/ African Amer- ican	Hisp- anics of any race	Native Haw- aiian/ Other Pacific Islander	White	Two or more races	Race/ Eth- nicity un- known	Non- resid- ent Alien	Total
	Arts & Sciences		23	9	13		148	6	3	4	206	11.2%	4.4%	6.3%		71.8%	2.9%	1.5%	1.9%	
SMFA				1		19	1	1		22				4.5%	86.4%	4.5%	4.5%			
Engineering		2	1			20				23	8.7%	4.3%			87.0%					
Cummings-Vet		3	1			46		2	1	53	5.7%	1.9%			86.8%			3.8%	1.9%	
Dental		13	2	4		36		3	9	67	19.4%	3.0%	6.0%		53.7%			4.5%	13.4%	
Fletcher						11		1	1	13					84.6%			7.7%	7.7%	
Friedman		2				12		1		15	13.3%				80.0%			6.7%		
Medical		11		3		32	1	3	3	53	20.8%		5.7%		60.4%	1.9%	5.7%	5.7%		
Other ¹										0										
Total FT Female	0	54	13	21	0	324	8	14	18	452	0.0%	11.9%	2.9%	4.6%	0.0%	71.7%	1.8%	3.1%	4.0%	
Male																				
Arts & Sciences		15	11	8		163	5	4	6	212	7.1%	5.2%	3.8%		76.9%	2.4%	1.9%	2.8%		
SMFA				2		11				13				15.4%	84.6%					
Engineering		17	1	1		57		1	2	79	21.5%	1.3%	1.3%		72.2%			1.3%	2.5%	
Cummings-Vet		4	1	3		37			2	47	8.5%	2.1%	6.4%		78.7%				4.3%	
Dental		19		3		46		2	6	76	25.0%		3.9%		60.5%			2.6%	7.9%	
Fletcher		4				19		2	2	27	14.8%				70.4%			7.4%	7.4%	
Friedman						8			1	9					88.9%				11.1%	
Medical		18		1		62		2	2	85	21.2%		1.2%		72.9%			2.4%	2.4%	
Other ²						3				3					100%					
Total FT Male	0	77	13	18	0	406	5	11	21	551	0.0%	14.0%	2.4%	3.3%	0.0%	73.7%	0.9%	2.0%	3.8%	
Total																				
Arts & Sciences		38	20	21		311	11	7	10	418	9.1%	4.8%	5.0%		74.4%	2.6%	1.7%	2.4%		
SMFA				3		30	1	1		35				8.6%	85.7%	2.9%	2.9%			
Engineering		19	2	1		77		1	2	102	18.6%	2.0%	1.0%		75.5%			1.0%	2.0%	
Cummings-Vet		7	2	3		83		2	3	100	7.0%	2.0%	3.0%		83.0%			2.0%	3.0%	
Dental		32	2	7		82		5	15	143	22.4%	1.4%	4.9%		57.3%			3.5%	10.5%	
Fletcher		4				30		3	3	40	10.0%				75.0%			7.5%	7.5%	
Friedman		2				20		1	1	24	8.3%				83.3%			4.2%	4.2%	
Medical		29		4		94	1	5	5	138	21.0%		2.9%		68.1%	0.7%	3.6%	3.6%		
Other ¹						3				3					100%					
Total FT Faculty	0	131	26	39	0	730	13	25	39	1,003	0.0%	13.1%	2.6%	3.9%	0.0%	72.8%	1.3%	2.5%	3.9%	

¹ Includes Tisch College, Provost's Office and Institute for Global Leadership.

Source: Human Resources PeopleSoft database. Accurate as of November 1, 2016. Race/ethnicity information is provided via a background information sheet by employees at the time of hire, and is self-reported and optional. Counts include only those individuals who are paid directly by Tufts and whose primary appointment is labeled "Faculty." Administrators who have faculty appointments are categorized as Executive/Administration, and are not included in this data.

Part-time Faculty by School, Race/Ethnicity and Gender – Federal Methodology Fall 2016

Race/Ethnicity categories are defined according to federal guidelines. For details, see <http://provost.tufts.edu/institutionalresearch/race-ethnicity-faq/>.

Female	Race/Ethnicity									Total	Percentage								
	American Indian/Alaska Native	Asian	Black/African American	Hispanics of any race	Native Hawaiian/Other Pacific Islander	White	Two or more races	Race/Ethnicity unknown	Non-resident Alien		American Indian/Alaska Native	Asian	Black/African American	Hispanics of any race	Native Hawaiian/Other Pacific Islander	White	Two or more races	Race/Ethnicity unknown	Non-resident Alien
Arts & Sciences		6	3	8		93	3	4	1	118		5.1%	2.5%	6.8%		78.8%	2.5%	3.4%	0.8%
SMFA		2	1	1		34		1		39		5.1%	2.6%	2.6%		87.2%		2.6%	
Engineering	1	2		1		18		1	4	27	3.7%	7.4%		3.7%		66.7%		3.7%	14.8%
Cummings-Vet		2				6				8		25.0%				75.0%			
Dental		8	1	4		25		1		39		20.5%	2.6%	10.3%		64.1%		2.6%	
Fletcher						6				6						100%			
Friedman				1		6		1		8				12.5%		75.0%		12.5%	
Medical		2	2	1		17	1	4		27		7.4%	7.4%	3.7%		63.0%	3.7%	14.8%	
Other ¹										0									
Total PT Female	1	22	7	16	0	205	4	12	5	272	0.4%	8.1%	2.6%	5.9%	0.0%	75.4%	1.5%	4.4%	1.8%
Male																			
Arts & Sciences		3	4	5		59		7	1	79		3.8%	5.1%	6.3%		74.7%		8.9%	1.3%
SMFA				2		21				23				8.7%		91.3%			
Engineering		4	1	1		41		3	1	51		7.8%	2.0%	2.0%		80.4%		5.9%	2.0%
Cummings-Vet						6				6						100%			
Dental		12		1		53	1	1	1	69		17.4%		1.4%		76.8%	1.4%	1.4%	1.4%
Fletcher		1	2	1		8				12		8.3%	16.7%	8.3%		66.7%			
Friedman						2				2						100%			
Medical		1	1	2		20		4		28		3.6%	3.6%	7.1%		71.4%		14.3%	
Other ¹						1				1						100%			
Total PT Male	0	21	8	12	0	211	1	15	3	271	0.0%	7.7%	3.0%	4.4%	0.0%	77.9%	0.4%	5.5%	1.1%
Total																			
Arts & Sciences		9	7	13		152	3	11	2	197		4.6%	3.6%	6.6%		77.2%	1.5%	5.6%	1.0%
SMFA		2	1	3		55		1		62		3.2%	1.6%	4.8%		88.7%		1.6%	
Engineering	1	6	1	2		59		4	5	78	1.3%	7.7%	1.3%	2.6%		75.6%		5.1%	6.4%
Cummings-Vet		2				12				14		14.3%				85.7%			
Dental		20	1	5		78	1	2	1	108		18.5%	0.9%	4.6%		72.2%	0.9%	1.9%	0.9%
Fletcher		1	2	1		14				18		5.6%	11.1%	5.6%		77.8%			
Friedman				1		8		1		10				10.0%		80.0%		10.0%	
Medical		3	3	3		37	1	8		55		5.5%	5.5%	5.5%		67.3%	1.8%	14.5%	
Other ¹						1				1						100%			
Total PT Faculty	1	43	15	28	0	416	5	27	8	543	0.2%	7.9%	2.8%	5.2%	0.0%	76.6%	0.9%	5.0%	1.5%

¹ Includes Tisch College, Provost's Office and Institute for Global Leadership.

Source: Human Resources PeopleSoft database. Accurate as of November 1, 2016. Race/ethnicity information is provided via a background information sheet by employees at the time of hire, and is self-reported and optional. Counts include only those individuals who are paid directly by Tufts and whose primary appointment is labeled "Faculty." Administrators who have faculty appointments are categorized as Executive/Administration, and are not included in this data.

Full- and Part-time Faculty by School, Race/Ethnicity and Gender – All races selected Fall 2016

Faculty are counted in each racial/ethnic category selected. Percents do not total 100%. For details, see <http://provost.tufts.edu/institutionalresearch/race-ethnicity-faq/>.

	Amer- ican Indian/ Alaska Native	Asian	Black/ African Amer- ican	Hispanic or Latino	Native Haw- aiian/ Other Pacific Islander	White	Race/ Ethnicity unknown	Total		Amer- ican Indian/ Alaska Native	Asian	Black/ African Amer- ican	Hispanic or Latino	Native Haw- aiian/ Other Pacific Islander	White	Race/ Ethnicity unknown
Female																
Arts & Sciences	6	35	18	21	1	250	8	324	1.9%	10.8%	5.6%	6.5%	0.3%	77.2%	2.5%	
SMFA		2	2	2		54	2	61		3.3%	3.3%	3.3%		88.5%	3.3%	
Engineering	1	4	1	1		41	2	50	2.0%	8.0%	2.0%	2.0%		82.0%	4.0%	
Cummings-Vet		5	1			53	2	61		8.2%	1.6%			86.9%	3.3%	
Dental		22	3	11		65	5	106		20.8%	2.8%	10.4%		61.3%	4.7%	
Fletcher						18	1	19						94.7%	5.3%	
Friedman		2		1		18	2	23		8.7%		4.3%		78.3%	8.7%	
Medical		16	2	4		51	9	80		20.0%	2.5%	5.0%		63.8%	11.3%	
Other ¹								0								
Total Female	7	86	27	40	1	550	31	724	1.0%	11.9%	3.7%	5.5%	0.1%	76.0%	4.3%	
Male																
Arts & Sciences	1	23	17	14		230	11	291	0.3%	7.9%	5.8%	4.8%		79.0%	3.8%	
SMFA				4		32		36				11.1%		88.9%		
Engineering		22	2	2		100	4	130		16.9%	1.5%	1.5%		76.9%	3.1%	
Cummings-Vet		4	1	3		45		53		7.5%	1.9%	5.7%		84.9%		
Dental		32	1	5		105	3	145		22.1%	0.7%	3.4%		72.4%	2.1%	
Fletcher		6	2	1		28	2	39		15.4%	5.1%	2.6%		71.8%	5.1%	
Friedman				1		10		11				9.1%		90.9%		
Medical		20	1	3		83	6	113		17.7%	0.9%	2.7%		73.5%	5.3%	
Other ¹						4		4						100%		
Total Male	1	107	24	33	0	637	26	822	0.1%	13.0%	2.9%	4.0%	0.0%	77.5%	3.2%	
Total																
Arts & Sciences	7	58	35	35	1	480	19	615	1.1%	9.4%	5.7%	5.7%	0.2%	78.0%	3.1%	
SMFA		2	2	6		86	2	97		2.1%	2.1%	6.2%		88.7%	2.1%	
Engineering	1	26	3	3		141	6	180	0.6%	14.4%	1.7%	1.7%		78.3%	3.3%	
Cummings-Vet		9	2	3		98	2	114		7.9%	1.8%	2.6%		86.0%	1.8%	
Dental		54	4	16		170	8	251		21.5%	1.6%	6.4%		67.7%	3.2%	
Fletcher		6	2	1		46	3	58		10.3%	3.4%	1.7%		79.3%	5.2%	
Friedman		2		2		28	2	34		5.9%		5.9%		82.4%	5.9%	
Medical		36	3	7		134	15	193		18.7%	1.6%	3.6%		69.4%	7.8%	
Other ¹						4		4						100%		
Total Faculty	8	193	51	73	1	1,187	57	1,546	0.5%	12.5%	3.3%	4.7%	0.1%	76.8%	3.7%	

¹ Includes Tisch College, Provost's Office and Institute for Global Leadership.

Source: Human Resources PeopleSoft database. Accurate as of November 1, 2016. Race/ethnicity information is provided via a background information sheet by employees at the time of hire, and is self-reported and optional. Counts include only those individuals who are paid directly by Tufts and whose primary appointment is labeled "Faculty." Administrators who have faculty appointments are categorized as Executive/Administration, and are not included in this data.

Full-time Faculty by School, Race/Ethnicity and Gender – All races selected Fall 2016

Faculty are counted in each racial/ethnic category selected. Percents do not total 100%. For details, see <http://provost.tufts.edu/institutionalresearch/race-ethnicity-faq/>.

	Amer- ican Indian/ Alaska Native	Asian	Black/ African Amer- ican	Hispanic or Latino	Native Haw- aiian/ Other Pacific Islander	White	Race/ Ethnicity unknown	Total		Amer- ican Indian/ Alaska Native	Asian	Black/ African Amer- ican	Hispanic or Latino	Native Haw- aiian/ Other Pacific Islander	White	Race/ Ethnicity unknown
Female																
Arts & Sciences	3	28	12	13		154	4	206	1.5%	13.6%	5.8%	6.3%			74.8%	1.9%
SMFA			1	1		20	1	22			4.5%	4.5%			90.9%	4.5%
Engineering		2	1			20		23		8.7%	4.3%				87.0%	
Cummings-Vet		3	1			47	2	53		5.7%	1.9%				88.7%	3.8%
Dental		14	2	7		40	4	67		20.9%	3.0%	10.4%			59.7%	6.0%
Fletcher						12	1	13							92.3%	7.7%
Friedman		2				12	1	15		13.3%					80.0%	6.7%
Medical		13		3		33	5	53		24.5%		5.7%			62.3%	9.4%
Other ¹								0								
Total FT Female	3	62	17	24	0	338	18	452	0.7%	13.7%	3.8%	5.3%	0.0%	0.0%	74.8%	4.0%
Male																
Arts & Sciences	1	20	12	9		171	4	212	0.5%	9.4%	5.7%	4.2%			80.7%	1.9%
SMFA				2		11		13				15.4%			84.6%	
Engineering		18	1	1		58	1	79		22.8%	1.3%	1.3%			73.4%	1.3%
Cummings-Vet		4	1	3		39		47		8.5%	2.1%	6.4%			83.0%	
Dental		20		4		50	2	76		26.3%		5.3%			65.8%	2.6%
Fletcher		5				20	2	27		18.5%					74.1%	7.4%
Friedman				1		8		9					11.1%		88.9%	
Medical		19		1		63	2	85		22.4%		1.2%			74.1%	2.4%
Other ¹						3		3							100%	
Total FT Male	1	86	14	21	0	423	11	551	0.2%	15.6%	2.5%	3.8%	0.0%	0.0%	76.8%	2.0%
Total																
Arts & Sciences	4	48	24	22		325	8	418	1.0%	11.5%	5.7%	5.3%			77.8%	1.9%
SMFA			1	3		31	1	35			2.9%	8.6%			88.6%	2.9%
Engineering		20	2	1		78	1	102		19.6%	2.0%	1.0%			76.5%	1.0%
Cummings-Vet		7	2	3		86	2	100		7.0%	2.0%	3.0%			86.0%	2.0%
Dental		34	2	11		90	6	143		23.8%	1.4%	7.7%			62.9%	4.2%
Fletcher		5				32	3	40		12.5%					80.0%	7.5%
Friedman		2		1		20	1	24		8.3%		4.2%			83.3%	4.2%
Medical		32		4		96	7	138		23.2%		2.9%			69.6%	5.1%
Other ¹						3		3							100.0%	
Total FT Faculty	4	148	31	45	0	761	29	1,003	0.4%	14.8%	3.1%	4.5%	0.0%	0.0%	75.9%	2.9%

¹ Includes Tisch College, Provost's Office and Institute for Global Leadership.

Source: Human Resources PeopleSoft database. Accurate as of November 1, 2016. Race/ethnicity information is provided via a background information sheet by employees at the time of hire, and is self-reported and optional. Counts include only those individuals who are paid directly by Tufts and whose primary appointment is labeled "Faculty." Administrators who have faculty appointments are categorized as Executive/Administration, and are not included in this data.

Part-time Faculty by School, Race/Ethnicity and Gender – All races selected Fall 2016

Faculty are counted in each racial/ethnic category selected. Percents do not total 100%. For details, see <http://provost.tufts.edu/institutionalresearch/race-ethnicity-faq/>.

	Amer- ican Indian/ Alaska Native	Asian	Black/ African Amer- ican	Hispanic or Latino	Native Haw- aiian/ Other Pacific Islander	White	Race/ Ethnicity unknown	Total		Amer- ican Indian/ Alaska Native	Asian	Black/ African Amer- ican	Hispanic or Latino	Native Haw- aiian/ Other Pacific Islander	White	Race/ Ethnicity unknown
Female																
Arts & Sciences	3	7	6	8	1	96	4	118		2.5%	5.9%	5.1%	6.8%	0.8%	81.4%	3.4%
SMFA		2	1	1		34	1	39			5.1%	2.6%	2.6%		87.2%	2.6%
Engineering	1	2		1		21	2	27		3.7%	7.4%		3.7%		77.8%	7.4%
Cummings-Vet		2				6		8			25.0%				75.0%	
Dental		8	1	4		25	1	39		20.5%	2.6%	10.3%			64.1%	2.6%
Fletcher						6		6							100%	
Friedman				1		6	1	8					12.5%		75.0%	12.5%
Medical		3	2	1		18	4	27		11.1%	7.4%	3.7%			66.7%	14.8%
Other ¹								0								
Total PT Female	4	24	10	16	1	212	13	272		1.5%	8.8%	3.7%	5.9%	0.4%	77.9%	4.8%
Male																
Arts & Sciences		3	5	5		59	7	79		3.8%	6.3%	6.3%			74.7%	8.9%
SMFA				2		21		23					8.7%		91.3%	
Engineering		4	1	1		42	3	51		7.8%	2.0%	2.0%			82.4%	5.9%
Cummings-Vet						6		6							100%	
Dental		12	1	1		55	1	69		17.4%	1.4%	1.4%			79.7%	1.4%
Fletcher		1	2	1		8		12		8.3%	16.7%	8.3%			66.7%	
Friedman						2		2							100%	
Medical		1	1	2		20	4	28		3.6%	3.6%	7.1%			71.4%	14.3%
Other ¹						1		1							100%	
Total PT Male	0	21	10	12	0	214	15	271		0.0%	7.7%	3.7%	4.4%	0.0%	79.0%	5.5%
Total																
Arts & Sciences	3	10	11	13	1	155	11	197		1.5%	5.1%	5.6%	6.6%	0.5%	78.7%	5.6%
SMFA		2	1	3		55	1	62			3.2%	1.6%	4.8%		88.7%	1.6%
Engineering	1	6	1	2		63	5	78		1.3%	7.7%	1.3%	2.6%		80.8%	6.4%
Cummings-Vet		2				12		14			14.3%				85.7%	
Dental		20	2	5		80	2	108		18.5%	1.9%	4.6%			74.1%	1.9%
Fletcher		1	2	1		14		18		5.6%	11.1%	5.6%			77.8%	
Friedman				1		8	1	10					10.0%		80.0%	10.0%
Medical		4	3	3		38	8	55		7.3%	5.5%	5.5%			69.1%	14.5%
Other ¹						1		1							100%	
Total PT Faculty	4	45	20	28	1	426	28	543		0.7%	8.3%	3.7%	5.2%	0.2%	78.5%	5.2%

¹ Includes Tisch College, Provost's Office and Institute for Global Leadership.

Source: Human Resources PeopleSoft database. Accurate as of November 1, 2016. Race/ethnicity information is provided via a background information sheet by employees at the time of hire, and is self-reported and optional. Counts include only those individuals who are paid directly by Tufts and whose primary appointment is labeled "Faculty." Administrators who have faculty appointments are categorized as Executive/Administration, and are not included in this data.

Faculty by Rank and Tenure Status Fall 2016

Note: Includes tenured and tenure-track faculty, administrators with tenure and tenure-track faculty appointments, and full-time non-tenure-track faculty with unmodified titles. Excludes part-time non-tenure-track, adjunct, clinical, research, emeritus, and visiting faculty. Accurate as of 11/1/16.

T = Tenured TT = Tenure-track (Tenure-eligible) NTT = Non-Tenure-Track

Arts & Sciences	Professor			Associate Professor			Assistant Professor			Instructor/Lect/ Prof of practice			TOTALS			Totals in Dept	% with Tenure
	T	TT	NTT	T	TT	NTT	T	TT	NTT	T	TT	NTT	T	TT	NTT		
Anthropology	1	0	0	4	0	0	0	4	0	0	0	1	5	4	1	10	50.0%
Art & Art History	4	0	0	5	0	0	0	3	0	0	0	0	9	3	0	12	75.0%
Biology	12	0	0	7	0	0	0	4	0	0	0	3	19	4	3	26	73.1%
Chemistry	9	0	0	5	0	0	0	3	0	0	0	2	14	3	2	19	73.7%
Classics	3	0	0	3	0	0	0	1	0	0	0	3	6	1	3	10	60.0%
Community Health	1	0	0	0	0	0	0	2	0	0	0	2	1	2	2	5	20.0%
Drama & Dance	3	0	0	1	0	0	0	3	0	0	0	11	4	3	11	18	22.2%
EP Child Study & Human Development	7	0	0	4	0	0	0	2	0	0	0	6	11	2	6	19	57.9%
Earth & Ocean Sciences	2	0	0	1	0	0	0	1	0	0	0	0	3	1	1	5	60.0%
Economics	9	0	0	5	0	0	0	8	0	0	0	2	14	8	2	24	58.3%
Education	2	0	0	1	0	0	0	3	0	0	0	11	3	3	11	17	17.6%
English	9	0	0	6	0	0	0	3	0	0	0	1	15	3	1	19	78.9%
History	10	0	0	4	0	0	0	3	0	0	0	1	14	3	1	18	77.8%
International Literary & Cultural Studies ¹	8	0	0	3	1	0	0	2	0	0	0	18	11	3	18	32	34.4%
Mathematics	12	0	0	3	0	0	0	2	1	0	0	5	15	2	6	23	65.2%
Music	3	0	0	3	0	0	0	2	0	0	0	5	6	2	5	13	46.2%
Occupational Therapy	2	0	0	1	0	0	0	2	0	0	0	4	3	2	4	9	33.3%
Philosophy	6	0	0	7	0	0	0	1	0	0	0	3	13	1	3	17	76.5%
Physics & Astronomy	10	0	0	3	0	0	0	4	0	0	0	0	13	4	0	17	76.5%
Political Science	6	0	0	10	0	0	0	2	0	0	0	0	16	2	0	18	88.9%
Psychology	13	0	0	4	0	0	0	4	0	0	0	1	17	4	1	22	77.3%
Religion	1	0	0	3	0	0	0	1	0	0	0	0	4	1	0	5	80.0%
Romance Languages	5	0	0	4	0	0	0	1	0	0	0	19	9	1	19	29	31.0%
Sociology	3	0	0	3	0	0	0	3	0	0	0	0	6	3	0	9	66.7%
Urban & Envir. Policy & Planning	4	0	0	3	0	0	0	1	0	0	0	6	7	1	6	14	50.0%
Subtotal Departments	145	0	0	93	1	0	0	65	1	0	0	107	238	66	106	410	57.8%
American Studies	0	0	0	0	0	0	0	0	0	0	0	0	0	0	1	1	0.0%
Race, Colonialism & Diaspora	0	0	0	0	0	0	0	0	0	0	0	0	0	0	1	1	0.0%
SMFA	0	0	0	0	0	0	0	0	0	0	0	0	0	0	28	28	0.0%
Subtotal Arts & Sciences	145	0	0	93	1	0	0	65	1	0	0	107	238	66	136	440	54.1%

¹Formerly the department of German, Russian & Asian Languages

Faculty by Rank and Tenure Status, Continued Fall 2016

Note: Includes tenured and tenure-track faculty, administrators with tenure and tenure-track faculty appointments, and full-time non-tenure-track faculty with unmodified titles. Excludes part-time non-tenure-track, adjunct, clinical, research, emeritus, and visiting faculty. Accurate as of 11/1/16.

T = Tenured TT = Tenure-track (Tenure-eligible) NTT = Non-Tenure-Track

Engineering	Professor			Associate Professor			Assistant Professor			Instructor/Lect/ Prof of practice			TOTALS			Totals in Dept	% with Tenure
	T	TT	NTT	T	TT	NTT	T	TT	NTT	T	TT	NTT	T	TT	NTT		
Biomedical Engineering	4	0	0	3	0	0	0	2	0	0	0	0	7	2	0	9	77.8%
Chemical & Biological Engineering	3	0	0	5	0	0	0	4	0	0	0	0	8	4	0	12	66.7%
Civil & Environmental Engineering	10	0	0	6	0	0	0	2	0	0	0	1	16	2	1	19	84.2%
Computer Science	8	0	0	5	0	0	0	2	0	0	0	3	13	2	3	18	72.2%
Electrical & Computer Engineering	7	0	0	5	0	0	0	2	0	0	0	1	12	2	1	15	80.0%
Mechanical Engineering	6	0	0	6	0	0	0	4	0	0	0	2	12	4	2	18	66.7%
Gordon Institute	0	0	0	0	0	0	0	0	0	0	0	6	0	0	6	6	0.0%
Subtotal Engineering	38	0	0	30	0	0	0	16	0	0	0	13	68	16	13	97	70.1%
Total Arts, Sciences, & Eng.	183	0	0	123	1	0	0	81	1	0	0	148	306	82	149	537	57.0%
Cummings – Vet²																	
Biomedical Sciences	0	0	5	0	0	5	0	0	4	0	0	1	0	0	15	15	0.0%
Clinical Sciences	0	0	10	0	0	10	0	0	17	0	0	1	0	0	38	38	0.0%
Environmental and Population Health	0	0	0	0	0	3	0	0	3	0	0	1	0	0	7	7	0.0%
Infectious Disease and Global Health	0	0	5	0	0	1	0	0	5	0	0	0	0	0	11	11	0.0%
Total Cummings – Vet²	0	0	20	0	0	19	0	0	29	0	0	3	0	0	71	71	0.0%
Total Fletcher School	17	0	1	4	3	0	0	7	0	0	0	6	21	10	7	38	55.3%
Total Friedman SNSP³	4	0	7	2	2	5	0	2	2	0	0	0	6	4	14	24	25.0%

² The Cummings School of Veterinary Medicine faculty are not eligible for tenure.

³ Friedman SNSP did not offer tenure or tenure-track positions until 2006-07.

Faculty by Rank and Tenure Status, Continued Fall 2016

Note: Includes tenured and tenure-track faculty, administrators with tenure and tenure-track faculty appointments, and full-time non-tenure-track faculty with unmodified titles. Excludes part-time non-tenure-track, adjunct, clinical, research, emeritus, and visiting faculty. Accurate as of 11/1/16.

T = Tenured TT = Tenure-track (Tenure-eligible) NTT = Non-Tenure-Track

	Professor			Associate Professor			Assistant Professor			Instructor/Lect/ Prof of practice			TOTALS			Totals in Dept	% with Tenure
	T	TT	NTT	T	TT	NTT	T	TT	NTT	T	TT	NTT	T	TT	NTT		
Dental School⁴																	
Comprehensive Care	1	0	5	0	0	8	0	0	12	0	0	2	1	0	27	28	3.6%
Diagnostic Sciences - Oral Pathology	2	0	1	0	0	3	0	0	6	0	0	1	2	0	11	13	15.4%
Diagnostic Sciences - Radiology	0	0	0	0	0	1	0	0	2	0	0	0	0	0	3	3	0.0%
Endodontics	0	0	1	0	0	0	0	1	3	0	0	0	0	1	4	5	20.0%
Oral and Maxillofacial Surgery	1	0	2	0	0	2	0	0	3	0	0	0	1	0	7	8	12.5%
Orthodontics	2	0	0	0	0	1	0	0	2	0	0	0	2	0	3	5	40.0%
Pediatric Dentistry	1	0	1	0	0	1	0	0	2	0	0	0	1	0	4	5	20.0%
Periodontology	3	0	2	0	0	2	0	0	9	0	0	0	3	0	13	16	18.8%
Prosthodontics	1	0	2	0	0	6	0	0	11	0	0	6	1	0	25	26	3.8%
Public Health & Community Service	0	0	3	0	0	3	0	0	5	0	0	4	0	0	15	15	0.0%
Total Dental School	11	0	17	0	0	27	0	1	55	0	0	13	11	1	112	124	8.9%
Medical School (Basic Sci.)⁵																	
Dev., Molecular & Chemical Biology	19	1	1	5	0	0	0	1	0	0	0	0	24	2	1	27	88.9%
Integrative Physiology & Pathobiology	11	0	0	10	1	0	0	1	0	0	0	5	21	2	5	28	75.0%
Molecular Biology & Microbiology	8	0	0	2	0	0	0	6	0	0	0	1	10	6	1	17	58.8%
Neuroscience	5	0	0	4	0	0	0	5	0	0	0	0	9	5	0	14	64.3%
Subtotal Medical (Basic Sci.)	43	1	1	21	1	0	0	13	0	0	0	6	64	15	7	86	74.4%
Medical School (Clinical)⁶																	
Nutrition/Infection Unit	0	0	0	0	0	0	0	0	1	0	0	0	0	0	1	1	0.0%
Ophthalmology	0	0	1	0	0	0	0	0	0	0	0	0	0	0	1	1	0.0%
Public Health & Community Medicine	0	0	8	0	0	7	0	0	13	0	0	0	0	0	28	28	0.0%
Subtotal Medical (Clinical)	0	0	9	0	0	7	0	0	14	0	0	0	0	0	30	30	0.0%
Total Medical School	43	1	10	21	1	7	0	13	14	0	0	6	64	15	37	116	55.2%
Grand Total University	258	1	55	150	7	58	0	104	101	0	0	176	408	112	390	910	44.8%

⁴ Does not include unpaid faculty.

⁵ Includes faculty not paid by Tufts who hold tenure.

⁶ Most faculty members in Clinical departments are part-time and thus are not included in this table.

Average Full-Time Faculty Salary

Mean of base salary as reported to AAUP¹

Arts & Sciences	2012/13	2013/14	2014/15	2015/16	2016/17
Professor	\$134,402	\$138,239	\$140,963	\$144,592	\$145,909
Associate Professor	\$96,327	\$98,188	\$97,769	\$97,591	\$98,813
Assistant Professor	\$77,829	\$79,257	\$80,273	\$81,418	\$82,584

Engineering

Professor	\$149,329	\$154,926	\$163,792	\$172,405	\$171,482
Associate Professor	\$112,161	\$114,139	\$116,201	\$118,326	\$118,745
Assistant Professor	\$92,477	\$93,914	\$97,152	\$97,677	\$99,150

The Fletcher School

Professor	\$160,205	\$169,737	\$179,817	\$188,723	\$184,959
Associate Professor	\$124,336	\$130,328	\$133,210	\$141,703	\$152,892
Assistant Professor	\$96,184	\$97,276	\$100,075	\$104,301	\$100,215

Friedman SNSP²

Professor	\$165,265	\$168,457	\$159,666	\$169,103	\$180,482
Associate Professor	\$116,932	\$124,886	\$127,833	\$130,520	\$121,095
Assistant Professor	\$79,276	\$81,211	\$84,606	\$86,340	\$94,542

Dental School^{2,3}

Professor ⁴	\$170,558	\$182,345	\$184,665	\$187,139	\$192,529
Associate Professor ⁴	\$124,213	\$113,750	\$122,523	\$126,935	\$135,549
Assistant Professor	\$96,498	\$98,134	\$105,415	\$112,340	\$114,192

Medical School^{2,5}

Professor	\$187,047	\$195,906	\$193,550	\$190,093	\$187,307
Associate Professor	\$122,383	\$124,465	\$130,704	\$129,484	\$140,674
Assistant Professor	\$96,782	\$109,350	\$109,088	\$111,545	\$115,020

Cummings - Veterinary School²

Professor	\$149,636	\$152,937	\$154,597	\$156,463	\$160,695
Associate Professor	\$122,621	\$125,381	\$126,578	\$127,563	\$131,854
Assistant Professor	\$109,527	\$112,681	\$112,322	\$114,557	\$117,634

¹ AAUP = American Association of University Professors. For all schools except Medical and Dental, the faculty members included in these figures are all full-time faculty members with unmodified titles (excluding unpaid faculty and administrators with faculty appointments).

² Based on 12-month salary. Dental School figures do not include clinical practice income.

³ Dental School figures include all Dental faculty members with unmodified titles as well as full-time faculty members with titles of Clinical Assistant Professor, Clinical Associate Professor, and Clinical Professor.

⁴ Average salaries for Associate Professors and Professors at the Dental School include faculty members who received administrative supplements.

⁵ Medical School figures include full-time paid faculty members with unmodified titles, excluding department chairs and administrators with faculty appointments. Prior to 2014-15, Department Chairs were included. Figures include public health faculty members. Please note that this definition of faculty differs from what is reported to AAUP, which excludes basic sciences and clinical sciences faculty members in schools of medicine.

Note: Academe/AAUP is no longer publishing its ratings of average faculty compensation; the table reflecting these ratings has been removed.

International Faculty and Scholars by Country Fall 2016

Note: Clinical positions, such as residents, fellows, and physicians are included in this report

Countries Represented	Arts & Sciences	Engineering	Fletcher	Friedman SNSP	Dental	Medical (includes Sackler)	Affiliated Hospitals ¹	HNRC	Cummings - Vet.	Total
Algeria							2			2
Argentina						1	2			3
Australia					1	1	2		1	5
Austria		2							1	3
Belarus		1					1			2
Belgium	3	2				1	1			7
Bosnia						1				1
Brazil	4				2		4	4		14
Bulgaria	1						1			2
Canada	5	1	1	1	2	1	6	1	4	22
Chile						2				2
China	22	24	1	2	5	5	10	14	4	87
Croatia	1									1
Denmark			1							1
Egypt	2	1							1	4
Ethiopia			1							1
Finland						1				1
France	3	3	1		1	6		1	3	18
Germany	4	1	4	2		2			2	15
Ghana	2									2
Greece		2	2	1	4	1	2		1	13
Guatemala							1			1
Hungary							1			1
India	4	10	1		1	9	28			53
Iran	1	3			1		4			9
Ireland								1		1
Israel	5	1				1		1		8
Italy	9	14			2	3	1	1		30
Jamaica	1									1
Japan	4		1			2	1	4		12
Jordan		1					1			2
Kazakhstan	1							1		2
Kenya	1							1		2
Latvia									1	1
Lebanon						1				1
Libya					2	1				3
Mexico	3		1							4
Nepal				1		1				2
Netherlands	1	1	2			1				5
New Zealand		1								1
Nigeria			2				2			4
Pakistan		1					1			2
Peru						1			1	2
Poland	3	1					1			5
Portugal		2			1					3
Romania					1					1
Russia	5	1			1		1			8
Saudi Arabia							3			3

¹ Affiliated hospitals include Tufts Medical, Caritas-St. Elizabeth, Baystate and Caritas Carney. For a complete list of affiliates, please refer to the School of Medicine website. Number of International Faculty and Scholars at affiliated hospitals represent those for TMC, Baystate and Lahey Clinic. Numbers reflect those of faculty and scholars that serve in paid and un-paid positions. Number of International Faculty and Scholars reflect those on non-immigrant visas, such as H-1B and J-1 only.

International Faculty and Scholars by Country, Continued Fall 2016

Note: Clinical positions, such as residents, fellows, and physicians are included in this report

Countries Represented	Arts & Sciences	Engineering	Fletcher	Friedman SNSP	Dental	Medical (includes Sackler)	Affiliated Hospitals ¹	HNRC	Cummings - Vet.	Total
Serbia		1				1				2
Singapore	1					1				2
South Korea	1	5				3			1	10
Spain	6	8		3		3	1	3	1	25
Switzerland	1							1		2
Taiwan (ROC)	2					1		1		4
Turkey	4	3				1		1		9
Uganda				1						1
United Kingdom	3	2	3	3		3	1		2	17
Uruguay							1			1
Venezuela					3					3
Vietnam	1	1								2
Zimbabwe							1			1
Totals	104	93	21	14	27	55	80	35	23	452

¹Affiliated hospitals include Tufts Medical, Caritas-St. Elizabeth, Baystate and Caritas Carney. For a complete list of affiliates, please refer to the School of Medicine website. Number of International Faculty and Scholars at affiliated hospitals represent those for TMC, Baystate and Lahey Clinic. Numbers reflect those of faculty and scholars that serve in paid and un-paid positions. Number of International Faculty and Scholars reflect those on non-immigrant visas, such as H-1B and J-1 only.

Holders of Endowed and Term Professorships

School of Arts and Sciences

(Liberal Arts and Jackson College, and the Graduate School of Arts and Sciences)

Bergstrom Chair in Applied Developmental Science

Richard M. Lerner, 1999–present

Leonard and Jane Holmes Bernstein Professorship in Evolutionary Science

Alexander Vilenkin, 2008–present

Vannevar Bush Professor

Michael Levin, 2011–present

Jack Schneps, 1995–2011

Irwin Rosenberg, 1993–1994

William B. Schwartz, 1976–1992

Cummings Family Chair in Entrepreneurship and Business Economics

George Norman, 1998–2015

Dadian/Oztemel Associate Professor of Armenian Art

Christina Maranci, 2008–present

Lucy Der Manuelian, 1989–2008

Hagop and Miriam Darakjian and Boghos and Nazley Jafarian and Son Haig Chair in Armenian History

Ina Baghdiantz-McCabe, 1998–present

John DiBiaggio Professor of Citizenship and Public Service

Maryanne Wolf, 2006–present

Robert Hollister, 2002–2006

Walter S. Dickson Professor of English and American History

James Rice, 2016–present

Howard Malchow, 2007–2015

Martin Sherwin, 1982–2007

Russell Miller, 1975–1981

Robert J. Taylor, 1970–1975

Albert Henry Imlah, 1958–1969

Ruhl Jacob Bartlett, 1946–1956

Halford Lancaster Hoskins, 1925–1944

Edwin Cortlandt Bolles, 1913–1920

Harriet H. Fay Professor of Literature

Elizabeth Ammons, 1995–present

Martin B. Green, 1987–1994

G. Robert Stange, 1967–1985

Kenneth O. Myrick, 1940–1967

Harold Hooker Blanchard, 1932–1938

Fletcher Foundation Professorship of Dramatic Literature (expired term professorship)

Albert Hatton Gilmer, 1926–1928

Fletcher Professor of English Literature

Lee Edelman, 2005–present

Jesper Rosenmeier, 1984–2004

Sylvan Barnet, 1963–1984

Harold Hooper Blanchard, 1940–1961

Charles Gott, 1926–1939

Fletcher Professor of Music

Jane A. Bernstein, 1990–2016

Thomas J. Anderson, 1976–1989

Kenneth MacKillop, Jr., 1959–1975

Thompson Stone, 1947–1955

Leo Rich Lewis, 1925–1946

Fletcher Professor of Oratory

Laurence P. Senelick, 1987–present

Kalman A. Burnim, 1971–1987

Marston S. Balch, 1946–1970

Newell Carroll Maynard, 1926–1939

Fletcher Professor of Philosophy

Daniel C. Dennett, 2000–present

Hugo A. Bedau, 1968–1998

George B. Burch, 1946–1967

Bruce Wallace Brotherston, 1932–1945

Robert Cheneault Givler, 1926–1931

Fletcher Professor of Rhetoric and Debate

Jonathan Wilson, 2000–present

Clyde Taylor, 1995–1997

Michael Fixler, 1968–1994

Newman Peter Birk, 1959–1967

John Rowland Wodruff, 1949–1957

Marston Stevens Balch, 1938–1945

William Northrop Morse, 1930–1934

Alice and Nathan Gantcher University Professor

Sol Gittleman, 1992–2016

Gerald R. Gill Professorship

Unfilled

Goddard Professor of Homiletics and Pastoral Theology (expired term professorship)

Charles Hall Leonard, 1869–1915

Goldthwaite Professor of Rhetoric

Christiane Romero, 2005–present

Norman Daniels, 1990–2002

John O. Perry, 1968–1988

Wisner Payne Kinne, 1958–1967

Myrron Jennison Files, 1946–1956

William Rollin Shipman, 1907–1908

Moses Hunt Professor of Psychology

Klaus A. Miczek, 1992–present

Philip Sampson, 1983–1992

Bernard W. Harleston, 1980–1981

Leonard C. Mead, 1971–1979

Dorothea J. Crook, 1955–1969

Robert Chenault Givier, 1931–1951

Cornelia M. Jackson Professor of Political Science

Charles A. Smith, 1989–2016

James V. Elliott, 1975–1989

Robert R. Robbins, 1959–1970

George Stewart Miller, 1946–1956

Harvey Alden Wooster, 1922–1923

Henry Clayton Metcalf, 1913–1918

Edward Keller Professor of North Africa and the Middle East

Hugh Roberts, 2012–present

Henry R. Luce Professor of Science and Humanitarianism (expired term professorship)

Astier Almedom, 2000–2007

Gunnar Myrdal Professorship

Unfilled

Holders of Endowed and Term Professorships, Continued

School of Arts and Sciences, Continued

Lee S. McCollester Professor of Biblical Literature

Joel Rosenberg, 1992–present
Sol Gittleman, 1973–1992
Eugene S. Ashton, 1949–1973
Rolland Emerson Wolfe, 1946–1947

Kathryn A. McCarthy, J45, AG46 Junior Professorship in Women’s Studies (term professorship)

Unfilled

Seth Merrin Professor

Ray Jackendoff, 2005–present

Max and Herta Neubauer Endowed Chair in Economics

Yannis M. Ioannides, 1995–present

Packard Professor of Theology

Brian Hatcher, 2010–present
John M. Ratcliff, 1941–1954
Lee Sullivan McCollester, 1912–1940
George Thompson Knight, 1900–1910
Thomas J. Sawyer, 1869–1900

The James L. Paddock Junior Professoship in International Economics (term professorship)

B. Kelsey Jack, 2016–present

Henry Bromfield Pearson Professor of Natural Science

Barry Trimmer, 2005–present
June R. Aprille, 1987–2001
Charles E. Stearns, 1973–1987
Robert L. Nichols, 1949–1972
Crosby Fred Baker, 1933–1948
Alfred Church Lane, 1910–1933
John P. Marshall, 1900–1901

King Felipe VI of Spain Professorship of Spanish Culture and Civilization

José Antonio Mazzotti, 2016–present
Christopher Schmidt-Nowara, 2011–2015
Felipe Fernández-Armesto, 2005–2008
José Álvarez Junco, 1992–2001

Mary Richardson Professor

Ayesha Jalal, 2007–present
Madeline Caviness, 1986–2007

Robinson Professorship in Chemistry

Krishna Kumar, 2016–present
David Walt, 1995–2016
Grant W. Urry, 1970–1992

Arthur Stern, Jr. Professorship in American History

Virginia G. Drachman, 2001–present
John L. Brooke, 1998–2000

Robinson Professorship in Mathematics

Eric Todd Quinto, 2005–present
George F. Leger, 1975–2003
James Andrew Clarkson, 1949–1970

Rumsey Family Junior Professorship in the Humanities and the Arts (non-endowed, term professorship)

Melinda Latour O’Brien, 2016–present

Ryder Professor of Ethics and the Philosophy of Theism (expired term professorship)

William George Tousey, 1908–1910

John Richard Skuse, Class of 1941, Professor of Political Science

Jeffrey M. Berry, 2001–present

Lenore Stern Professorship in the Humanities and Social Sciences

Sheldon Krinsky, 2012–present
Mark Richard, 2007–2009

John Wade Professorship

Robin B. Kanarek, 2000–present
Richard H. Milburn, 1989–1998
Seymour O. Simches, 1962–1989
George H. Gifford, 1934–1961
Charles Ernest Fay, 1883–1931

William Walker Professor of Mathematics

Misha Elena Kilmer, 2016–present
Richard M. Weiss, 2001–2016
William F. Reynolds, 1970–1998
William Richard Ransom, 1944–1954
Frank George Wren, 1908–1941
Benjamin G. Brown, 1880–1903

White Family Chair in Biology

Sergei M. Mirkin, 2007–present

Winnick Family Chair in Technology and Entrepreneurship

Gregory Crane, 1998–present

Warren S. Woodbridge Professor in the Department of Religion

Mohamed A. Mahmoud, 2000–2007
Robert L. H. Miller, 1970–1988
Benjamin Butler Hersey, 1959–1969
Alfred Storer Cole, 1947–1955
Clarence Russell Skinner, 1915–1949
Adolph Augustus Berle, 1913–1914
Lucius Moody Briston, 1912–1913
Warren Samuel Woodbridge, 1890–1909

School of Dental Medicine

Delta Dental of Massachusetts Professorship in Public Health and Community Service

Mark Nehring, 2012–present
Catherine Hayes, 2006–2010

Dr. Erling Johanson, D’49, Endowed Professorship in Dental Research

Athena S. Papas, 2000–present

Winkler Professorship in Endodontics

Robert B. Amato, 2015–present
Daniel B. Green, 2013–2015

Holders of Endowed and Term Professorships, Continued

School of Engineering

- John A. and Dorothy M. Adams Faculty Development Professorship**
 Ayse Asatekin, 2016–present
 Thomas Vandervelde, 2008–2014
- John R. Beaver Professorship in Mechanical Engineering**
 William C. Messner, 2012–present
- Louis Berger Chair in Civil and Environmental Engineering**
 Steven C. Chapra, 1999–present
 Walter Rodriguez, 1993–1996
- Frank C. Doble Professorship in Engineering**
 Fiorenzo Omenetto, 2012–present
- Robert and Marcy Haber Endowed Professorship in Energy Sustainability**
 Maria Flytzani-Stephanopoulos, 2009–present
- Alvin H. Howell Endowed Professorship in Electrical Engineering**
 Aleksandar M. Stanković, 2010–present
- Karol Family Professorship**
 Jianmin Qu, 2015–present
- McDonnell Family Professorship in Engineering Education**
 Kristen Wendell, 2016–present
 R. Benjamin Shapiro, 2013–2015
- Stern Family Professorship in Engineering**
 David L. Kaplan, 2006–present

Fletcher School of Law and Diplomacy

- Charles Francis Adams/Raytheon Dean's Chair**
 James Stavridis, 2013–present
 Stephen W. Bosworth, 2001–2013
 John R. Galvin, 1998–2000
- Neil Allen Visiting Associate Professor of Latin American Studies (expired term professorship)**
 Ana Margheritis, 2001–2002
 Anthony W. Pereira, Spring 1999
- Henry J. Braker Professor of Commercial Law**
 Jeswald W. Salacuse, 1991–present
 William Sprague Barnes, 1971–1990
 Clarence P. Houston, 1927–1965
- William L. Clayton Professor of International Economic Affairs**
 Michael W. Klein, 2009–present
 Lisa M. Lynch, 1994–2009
 Eliana Cardoso, 1993–1994
 Kala Krishna, 1992
 Benjamin Cohen, 1978–1991
 Don D. Humphrey, 1960–1978
 Harvey Calvin Hawkins, 1952–1954
- Shelby Cullom Davis Professor of International Business**
 Jette Steen Knudsen, 2014–present
- Shelby Cullom Davis Professor of International Security Studies**
 Robert L. Pfaltzgraff, Jr., 1983–present
- Henry Willard Denison Professor of Japanese Diplomacy**
 John Curtis Perry, 1982–2015
- Lee E. Dirks Professorship in Diplomatic History**
 Alan K. Henrikson, 2011–2016
- Issam M. Fares Chair in Lebanese and Eastern Mediterranean Studies**
 Leila Fawaz, 2001–present
- Constantine G. Karamanlis Chair of Hellenic and European Studies**
 George Alogoskoufis, 2016–present
 Kostas A. Lavdas, 2014–2016
 Michalis Psalidopoulos, 2010–2014
 George Th. Mavrogordatos, 2009–2010
 Alexandros Yannis, 2008–2009
 Kostas A. Lavdas, 2007–2008
 Dimitris Keridis, 2005–2007
 Georges Prevelakis, 2003–2005
 Thanos M. Veremis, 2001–2003
- Kim Koo-Korea Foundation Professorship in Korean Studies**
 Sung-Yoon Lee, 2012–present
- Henry J. Leir Professor of International Humanitarian Studies**
 Kimberly Theidon, 2015–present
 Peter Uvin, 2000–2013
- Henry J. Leir Professor of Global Migration**
 Loren Landau, 2014–2015
- William R. Moomaw Professorship in International Environment & Resource Policy**
 Avery Cohen, 2016–present
- Edward R. Murrow Visiting Professor of Public Diplomacy**
 Edward Schumacher-Matos, 2015–present
 William A. Rugh, 2008–2015
 W. Russell Newman, 1992–1997
 Hewson Ryan, 1976–1991
 Philip C. Horton, 1973–1976
- Thomas Schmidheiny Professor of International Business**
 Amar Bhidé, 2010–present
- Walter B. Wriston Endowed Professorship of International Finance and Banking**
 Laurent L. Jacque, 2003–present

Holders of Endowed and Term Professorships, Continued

Gerald J. and Dorothy R. Friedman School of Nutrition Science and Policy

Bergstrom Foundation Professorship in Global Nutrition

Unfilled

Stanley N. Gershoff Professor of Nutrition Science and Policy

Alice H. Lichtenstein, 2002–present

Henry J. Leir Professorship in Food Security

Dan Maxwell, 2017–present

Jean Mayer Chair in Nutrition

Dariusz Mozaffarian, 2015–present

Irwin Rosenberg, 1994–2015

Alexander N. McFarlane Professorship of Nutrition

Patrick Webb, 2007–present

John C. Hammock, 2001–2007

J. Larry Brown, 1996–2000

Stanley N. Gershoff, 1988–1996

New Balance Chair in Childhood Nutrition

Christina D. Economos, 2004–present

Irwin H. Rosenberg Professorship in Nutrition and Human Security

Peter John Charles Walker, 2006–2014

Saqr bin Mohammed Al Qasimi Professor in International Nutrition

Lynne M. Ausman, 2007–present

School of Medicine

American Cancer Society Research Professor of Molecular Biology and Microbiology

John M. Coffin, 1984–2016

Victor A. Najjar, 1978–1984

Benjamin Andrews Chair in Surgery

William C. Mackey, 2001–present

Thomas F. O'Donnell, 1994–1997

Richard J. Cleveland, 1987–1993

Harvey B. Ansell Professor of Dermatology

Alice Bendix Gottlieb, 2006–2016

Dr. Frances S. Arkin Chair in Psychiatry

Paul Summergrad, 2004–present

Marshal F. Folstein, 1999–2002

Dr. Robert C. and Veronica Atkins Professorship in Metabolism and Nutrition

Andrew Seth Greenberg, 2006–present

Henry H. Banks Chair in Orthopedic Surgery

Charles Cassidy, 2005–present

Michael J. Goldberg, 1990–2005

George A. Bates Professorship of Histology

James E. Schwob, 2005–present

Bryan P. Toole, 1987–2003

Karen R. Hitchcock, 1982–1985

Jane F. Desforges, MD, Chair in Hematology and Oncology

Philip N. Tsichlis, 2003–present

Louisa C. Endicott Professor of Medicine

Richard I. Kopelman, 2002–present

Brian J.G. Pereira, 2001–2002

Mark S. J. Klempner, 1996–2001

Jeffery A. Gelfand, 1996–1996

Sheldon M. Wolff, 1977–1993

William B. Schwartz, 1972–1976

Alice Ettinger–Jack R. Dreyfuss Chair in Radiology

E. Kent Yucel, 2007–present

Daniel H. O'Leary, 1999–2006

Dr. Gerald J. and Dorothy R. Friedman Professor of Medicine

Andrew S. Levey, 2000–present

Annetta and Gustav Grisard Professorship in Neuroscience

Philip G. Haydon, 2008–present

Jaharis Family Chair in Family Medicine

Randy Wertheimer, 2009–present

Robert Louis Dickman, 2001–2009

Sara Murray Jordan Professorship in Medicine

Michael Barza, 2013–present

Stephen G. Pauker, 1999–present

Jeffrey A. Gelfand, 1992–1996

Jerome P. Kassirer, 1987–1992

Norman S. Stearns, 1972–1987

David and Leona F. Karp Professorship of Pediatrics

Rashed Durgham, 2016–present

John R. Schreiber, 2007–2014

Ivan D. Frantz, III, 2001–2005

Jane G. Schaller, 1986–1998

Louis Lasagna, MD, Professorship

David J. Greenblatt, 1997–present

Morton A. Madoff, MD, MPH, Professorship of Public Health and Community Medicine

Aviva Must, 2008–present

Harris A. Berman, 2003–2008

Anthony Robbins, 1999–2003

Elisa Kent Mendelsohn Professorship in Molecular Cardiology

Richard H. Karas, 2010–2016

Michael E. Mendelsohn, 1998–2010

Louis E. Phaneuf Teaching and Research Professorship in Gynecology

Errol R. Norwitz, 2011–present

Kenneth L. Noller, 2000–2009

Alan H. DeCherney, 1991–1996

Steven L. Curry, 1983–1990

George Mitchell, 1981–1983

Holders of Endowed and Term Professorships, Continued

School of Medicine, continued

Charles M. Whitney Clinical Professor of Urology

Gennaro A. Carpinito, 2007–present
Grannum R. Sant, 1998–2003
Edwin M. Meares, Jr., 1977–1996

Sheldon M. Wolff Professorship in the Department of Medicine

Deeb N. Salem, 1999–present
Jeffery A. Gelfand, 1996–1998

Schering–Plough Professorship in Health Sciences (expired term professorship)

Norman Stearns, 1998–2002

Maurice S. Segal, MD, Chair in Medicine

Nicolaos E. Madias, 2004–present
Kenneth F. MacDonnell, 1987–2004

Arthur E. Spiller, M.D. Professorship in Genetics

Caroline Genco, 2015–present

Norman S. Stearns Professorship in Health Management (expired term professorship)

John M. Ludden, 2001–2007

Edith Rieva and Hyman S. Trilling Professorship in Geriatric Medicine

John Leong, 2016–present

Tufts Health Plan Professor of Health Care Policy Research (term professorship)

Signe Peterson Flieger 2016–present

Natalie V. Zucker Professorship

Diana W. Bianchi, 2001–2016

Natalie V. Zucker and Milton O. Zucker Professor in Rheumatology

Timothy E. McAlindon, 2004–present
Allen C. Steere, Jr., 1998–2002

Jonathan M. Tisch College of Citizenship and Public Service

Lincoln Filene Professor of Citizenship and Public Affairs

Peter Levine, 2012–present
Molly Mead, 2003–2007
Robert Hollister, 2001–2002
Badi Foster, 1999–2000
Robert Hollister, 1990–1998
Stuart Langton, 1977–1988
John S. Gibson, 1967–1972

Lincoln Filene Professor of Citizenship and Public Affairs, continued

Franklin K. Patterson, 1958–1966
John J. Mahoney, 1955–1957

Pierre and Pamela Omidyar Dean of the Jonathan M. Tisch College

Alan D. Solomont, 2014–present
Robert M. Hollister, 2006–2011

Cummings School of Veterinary Medicine at Tufts University

Henry and Lois Foster Professor

Deborah T. Kochevar, 2006–present
Phillip C. Kosch, 1996–2006
Franklin M. Loew, 1985–1995

Elizabeth Arnold Stevens Junior Professorship

Megan Kiley Mueller, 2016–present

Amelia Peabody Foundation Chair in Agricultural Sciences

Eugene C. White, 2016–present
George Saperstein, 1994–2014
Jeffrey Erickson, 1988–1993

Marilyn M. Simpson Chair in Equine Medicine

Carl Kirker-Head, 1999–present

University-wide Professorships

Sol Gittleman Professorship

Malcolm Turvey, 2016–present


Usen Family Career Development Professorship at Tufts University

Gitanjali Singh, 2016–present (Friedman School)
Daniele Lantagne, 2013–2016 (School of Engineering)
Abhineet Sheoran, 2010–2013 (Cummings School)
E. Charles Sykes, 2008–2010 (School of Arts and Sciences)
Shruti Kapila, 2005–2007 (School of Arts and Sciences)

Agnes Varis University Chair in Science and Society

Saul Tzipori, 2003–present (Cummings School)
Gary J. Patronek, 2000–2003 (Cummings School)

FACILITIES



CLIC building, November 12, 2016

Construction Update

Please see the Tufts construction website for more detailed information at construction.tufts.edu

MEDFORD/SOMERVILLE CAMPUS

Science & Engineering Complex

The Science and Engineering Complex (SEC) is under construction. It will be an integrated teaching and research center featuring state-of-the-art laboratories for undergraduate and graduate students. Construction is scheduled for completion in the summer of 2017. Located between Anderson, Robinson, and Bromfield-Pearson Halls, the SEC project includes a 79,000ft² laboratory addition connected via atriums to Anderson and Robinson (96,000ft²), as well as a full renovation of Robinson and upgrades to Anderson. Totaling 175,000ft², the new complex will be a dynamic center of collaborative research, featuring high-end facilities strategically surrounded by the university's science, math, and engineering departments.

Central Energy Plant

The new Central Energy Plant is under construction on Boston Avenue just south of Dowling Hall, and will replace the aging, 60-year-old, existing plant to be demolished when the new plant is up and running. The Central Energy Plant will provide electricity, steam, hot water for heating and chilled water for cooling to the upper campus and the new Science and Engineering Complex. This project is part of the University's commitment to sustainability and modernization of our infrastructure. Trench work for utility distribution occurred during the summer of 2015. The project is scheduled to be completed in the Spring of 2017.

Stratton Hall Exterior Renovation

This major exterior envelope renovation project included new roofs (both flat and slate roof replacement), exterior brick cleaning and repointing, and new windows throughout. The two year project finished in summer 2016.

Eaton Hall

Eaton 212 was converted to the new Eaton Lab, with a "genius bar" to provide assistance with computer software/hardware, plus state-of-the-art furnishings and new paint and carpeting.

55 Talbot, 72 Professors Row

55 Talbot (the Women's Center) was renewed with a new roof and new siding. 72 Professors Row (Urban and Environmental Planning offices) was given new windows and new carpet.

Sci-Tech Building

New roof was installed at area B&C of the building.

Metcalf Hall

Metcalf Hall went through substantial masonry repair and cleaning took place over the summer. Parapets were repaired with new copper waterproofing that adds to the distinctive character of the 1890 and 1930 wings. Wooden cornices, columns and porch roofs were also repaired, and the windows were replaced with high-efficiency steel coated in a color to match historic photos.

Hillside 1 & 2 and Hallowell

Residences Hillside 1 & 2 and Hallowell halls received new roofs and roof trusses in the summer. In addition, the landscape between the buildings has been reconfigured as a more-attractive seating area, with a "stage" zone to accommodate lectures or performances

Lewis Hall

The Lewis Hall residences received a new roof, complete with insulation and proper drainage. Ceilings on the fourth floor were also repaired.

Pearson

Chemistry's Analytical Teaching Lab in Pearson 204 was fully renewed—floors, walls, casework—with state of the art infrastructure to ventilate, power and provide gases at benchstations. 18 work stations will be served with presentation monitors.

Gantcher Center, Field E

Gantcher Center's indoor resilient track and tennis court system was renewed. At outdoor Field E, renewal included artificial turf and the first phase of stormwater handling improvements for the area.

Mugar, Braker, Miner, Aikedman, Cabot

22 classrooms in five buildings—Mugar, Braker, Miner, Aidekman, and Cabot—received some TLC in the form of paint, additional outlets, new whiteboards/chalkboards, improved lighting, and a more spacious furniture layout, all to improve the quality of the learning spaces. This is the first year of an intended multi-year effort, with planning underway for 2017.

200 Boston Avenue

At 200 Boston several newly renovated facilities were completed this summer: Dr. Vandervelde's Molecular Beam Epitaxy research lab; Dr. Robbat's Sensory research lab; The Center for Applied Brain and Cognitive Science's virtual reality research spaces; and The University Preparatory Program's new classrooms

Construction Update, Continued

BOSTON CAMPUS

New Gross Anatomy Lab

A new gross anatomy lab will be built in third floor of M&V building. The new lab and related infrastructure improvements will expand into 24,200ft² in the M&V building, including the entire 3rd floor (13,340ft²), and part of the basement floor (5,600ft²) and plus a connecting stair and additional infrastructure space (5,200ft²) providing a state-of-the-art gross anatomy teaching space. The project demolition phase started in November 2016 with expected completion in mid 2018.

GRAFTON CAMPUS

Foster Hospital for Small Animals Addition and Renovation

The Foster Hospital for Small Animals addition was completed in fall 2016. Last phase of the work including renovation of examination rooms, oncology suite started in fall 2016. The project will be substantially completed in spring 2017.

Equine Arena

A new Equine Sports Arena has broken ground with an expected completion in early 2017. A small diagnostic wing will be combined with an indoor riding area for lameness cases.



The new SEC building during a hardhat tour, November 12, 2016

Residential Housing

Undergraduate Student Housing—Medford/Somerville Campus

Residence Hall	Year Occupied	Regular Use Capacity	October 2016 Occupancy	Residence	Year Occupied	Regular Use Capacity	October 2016 Occupancy
Richardson House	1872	42	39	Tilton Hall	1962	152	151
West Hall	1872	95	95	10 Winthrop St	1964	6	6
Capen House	1894	12	12	Schmalz House	1964	10	10
Metcalf Hall	1894	83	81	Haskell Hall	1965	150	147
Davies House	1896	16	16	Wren Hall	1965	228	220
Bartol House	1899	14	13	Hill Hall	1966	168	163
Anthony House	1928	12	11	90-94 Curtis St	1967	19	16
Stratton Hall	1928	51	51	Milne House	1967	10	10
Wilson House	1936	43	41	Start House	1967	6	6
Wyeth House	1952	7	7	9-11 Sunset Ave	1968	6	6
101 Talbot Ave	1953	7	7	12 Dearborn Rd	1969	14	12
Carmichael Hall	1954	256	254	Carpenter House	1970	41	41
Hodgdon Hall	1954	153	148	Lewis Hall	1970	219	217
Chandler House	1955	11	10	Latin Way	1980	216	216
Hall House	1956	11	11	Hillside	1981	216	214
176 Curtis St	1960	8	8	South Hall	1991	378	373
Bush Hall	1960	114	108	Sophia Gordon	2006	126	124
Miller Hall	1960	202	200	45 Sawyer Ave	2007	13	12
Houston Hall	1962	259	255				

Undergraduate Housing totals

October, 2016

Regular Use Capacity	3,374
Students in Housing	3,311
Occupancy Percentage	98%

Graduate Student Housing

Residence Hall	Regular Use Capacity	October 2016 Occupancy
Fairmont House	10	10
McCollester House	12	12
Posner Hall ¹	94	94
Tousey House	14	14
Blakely Hall	84	84

¹ Boston Health Sciences campus housing; all others are on the Medford/Somerville campus.

Special Programs in Residence

Small Group Housing offers undergraduates a chance to live with students who share cultural or academic interests. There are sixteen small group units, each offering an assortment of activities/programs for residents.

Capen House —Located at 8 Professors Row, the Capen House offers students interested in Africana culture a place to live together and share common experiences. Programs such as the Peer Advisor Program and celebration of Black History Month are coordinated in cooperation with the Africana Center.

Arts Haus —The Arts Haus, is located at 37 Sawyer Avenue (Bartol House). Students interested in an active and artistically diverse environment live together in the Arts Haus. During the year there are numerous events that encompass a wide variety of artistic mediums.

Asian American Culture House —The Asian American House, located at 17 Latin Way (Start House), welcomes students interested in learning about the Asian American experience. Residents of the unit are required to organize activities related to the Asian American experience. Past activities have included art exhibits, food fairs, informal afternoon gatherings with faculty, and discussions/talks on Asian American issues and topics.

Chinese Language House —The Chinese House is a language based housing unit sponsored by the Chinese Program. It is located at 92 Curtis St. The mission of the Chinese House is to provide language-learning experience outside of the classroom and to promote and facilitate cross-cultural exchange and understanding within the larger community at Tufts.

Crafts House —The Crafts House, located at 14 Professors Row (Anthony House), is a cooperative living and learning community. The members are dedicated to the operation of the Crafts Center, which provides an opportunity for unit members to conduct workshops and share craft knowledge and techniques. The Crafts House also operates as a food cooperative, where residents share responsibility for the purchase, preparation, and clean-up of meals.

French Language House —The French House is located at 11 Whitfield Road (Schmalz House), and has space for two French exchange students. Its *raison d'être* is to give Tufts students the opportunity to improve their French language skills and gain more exposure to French and francophone cultures by living with French students and by participating in gatherings that bring together the francophone community of Tufts.

German Language House —The German House allows residents to improve and enhance their understanding of the German language and culture. It also acts as a resource center, offering practice sessions to students studying German. Residents also sponsor “Coffee Hours” throughout the year. It is located at 21 Whitfield Road (Wyeth House.)

Green House —The Green House is located in the D250's in Latin Way and is intended as a focal point for the environmentally-minded community on the Tufts Campus. By bringing Eco-friendly students, organizations, and faculty together they promote the spread of knowledge and passion for sustainable living. The house provides a living space for environmentally interested students, and a meeting place for the larger Tufts community.

International House —The philosophy of the house is to create an environment in which residents can experience an intercultural living arrangement. The International House consists of residents who represent a mix of students from different nationalities and cultures, including representation of Americans. The goal of the house is to foster intercultural friendships and experiences. The house is located at 13 Sawyer Avenue (Davies House.)

Japanese Language House —The Japanese House, located at 12 Dearborn, provides residents an opportunity to develop a greater understanding of the Japanese language and culture. The residents gather biweekly for dinner and weekly for language “chats” and celebrate Japanese holidays and cultural events.

Jewish Culture House —The Bayit House provides a setting in which students can live and develop in a Jewish communal atmosphere. Residents sponsor programs aimed at informing the community about Jewish issues and culture. The residents also maintain a kosher kitchen. This house is located at 98 Packard Ave (Hall House).

Special Programs in Residence, Continued

La Casa —The Latino Culture house provides a support system to the Latino Community at Tufts. It welcomes students who are interested in the Latino culture and Latino issues. Residents sponsor activities and events to promote a greater understanding and appreciation of Latino culture in conjunction with the Latino Center. The Latino Culture house is currently located at 8–10 Whitfield Road (Milne House).

Muslim Culture House —The Muslim Culture House, located at 176 Curtis Street, offers both Muslim and non-Muslim undergraduates the opportunity to live in a friendly, diverse environment. It provides one the opportunity to enhance their cultural experience while creating new friendships and participating in social events.

Rainbow House —The Rainbow House, located in the 160s of Hillside Apartments, provides an atmosphere where members of the LGBT community can live and interact. The unit brings issues of lesbian, gay, bisexual, and transgender students to the entire Tufts community through educational, social, and community programming. The Rainbow House also serves as a social outlet for lesbian, gay, bisexual, and transgender students and their friends.

Russian/Slavic Culture House —The Russian/Slavic Culture House, located at 101 Talbot Avenue, provides a unique atmosphere where residents with similar interests can develop an increased understanding of Russian and East-European culture through lectures, films, and ethnic dinners. Residence is open to any returning student who meets the following criteria: is taking courses in Russian and East-European culture and history, is of Slavic or East-European background, or has demonstrated interest in the field. Knowledge and use of Russian is not a requirement, though the unit does provide an opportunity for language practice.

Spanish Language House —The Spanish House enables residents to develop greater fluency in the language and enhance their understanding of Spanish/Latin American countries, lifestyles, and cultures. Residents hold weekly events, where members of the Tufts community can stop by and enjoy Spanish refreshments and conversation. The unit is located at 125 Powder House Boulevard (Chandler House).



Tousey House, 106 Professors Row

Classrooms—by Building and Usage

Medford Campus

Room	Capacity	Room	Capacity	Room	Capacity
F C Nelson Aud.	87	East 015	24	Olin 001	15
Aidekman 9	25	East 016	30	Olin 002	28
Aidekman 12	51	East 113	25	Olin 005	16
Aidekman 13	25	Eaton 121	8	Olin 006	19
Anderson 206	80	Eaton 123	22	Olin 011	40
Anderson 208	36	Eaton 124	21	Olin 012	49
Anderson 210	48	Eaton 201	78	Olin 101	16
Anderson 211	48	Eaton 202	50	Olin 102	20
Anderson 212	50	Eaton 203	25	Olin 103	14
Anderson 306	40	Eaton 204	24	Olin 107	20
Anderson 309	40	Eaton 206	66	Olin 108	20
Anderson 312	50	Eaton 207	20	Olin 109	20
Balch Arena Theater ⁴	212	Eaton 208 ¹	18	Olin 110	20
Feinleib Aud. (Barnum 008)	224	Eaton 209	16	Olin 111	20
Barnum 104	40	Eaton 333	44	Olin 112	20
Barnum 113	12	Goddard 310 ²	20	Olin 113	20
Braker 002 ¹	18	Eliot-Pearson 153	10	Olin 116	25
Braker 1	128	Eliot-Pearson 163	20	Olin 218	20
Braker 113	38	Halligan 108	40	Olin 318	18
Braker 118	36	Halligan 111-A	55	Olin 334 ^{1,4}	15
Braker 222	43	Halligan 111-B	45	Paige 007	16
Braker 223	30	Jackson 5	35	Paige 10	75
Braker 225	28	Jackson 6	35	Paige 113	75
Braker 226	38	Lane 100 ¹	80	Packard Hall Conference ¹	20
Bromfield Pearson 1 ¹	15	Lane 100A ¹	30	Performance Hangar ⁴	50
Bromfield Pearson 2	49	Miner 110	15	Pearson 104	224
Bromfield Pearson 3	35	Miner 112	45	Pearson 106	75
Bromfield Pearson 5	34	Miner 221	15	Pearson 112	32
Bromfield Pearson 6	35	Miner 224	40	Science Center 134	35
Bromfield Pearson 7	43	Miner 225	40	Science Center 135	40
Bromfield Pearson 101	43	Mugar 200 ²	55	Science Center 136	70
Cabot Auditorium ²	270	Mugar 231 ²	40	Sophia Gordon Multi-Purpose Room	60
Cabot 102 ²	15	Mugar 235 ²	25	Tisch 304	74
Cabot 107 ²	10	Mugar 251 ²	12	Tisch 310	20
Cabot 108B ²	10	Musc Distler ^{1,4}	300	Tisch 314	35
Cabot 205 ²	60	Musc 021 ^{1,4}	20	Tisch 316	60
Cabot 206 ²	60	Musc 075 ^{1,4}	125	574 Boston Ave 202	37
Cabot 407 ²	10	Musc 085 ^{1,4}	25	574 Boston Ave 204	30
Cabot 701 ²	40	Musc 155 ⁴	65	574 Boston Ave 206	16
Cabot 702 ²	40	Musc 251 ⁴	25	574 Boston Ave 401	60
Cabot 703 ²	40	Musc 252 ⁴	12	574 Boston Ave 404	48
Cohen Auditorium ^{3,4}	567/417	Musc 271 ⁴	36		

¹ Restricted use.

² Fletcher reserves.

³ With balcony/without balcony; the balcony is not used for classes.

⁴ Department-controlled space.

Classrooms—by Building and Usage, Continued

Boston Campus

Room	Capacity
Sackler B09 (MRC)	104
Sackler B10 (Auditorium)	291
Sackler 114 (multi-purpose room)	144
Sackler 216A	56
Sackler 216B	24
Sackler 218	32
Sackler 219	24
Sackler 220	24
Sackler 221	42
Sackler 316	50
Sackler 317	24
Sackler 320	24
Sackler 812 (conf. room.)	30
Sackler 851	24
Sackler 852	24
Sackler 853	24
Sackler 854	24
Kneeland 302	50
Kneeland 334 (conf. rom.)	10

Room	Capacity
Posner (Aud.)	195
DHS 7 (Merritt Aud.)	290
DHS 8 (Preclinic Lab)	208
DHS 15 (Alumni Lounge)	50-75
DHS 738	20
DHS 739	16
DHS 770	20
DHS 771 (Becker Board Room)	25
DHS 773	32
DHS 1411 (Simulation Clinic)	108
DHS 1414 (Cont. Ed. Auditorium)	75
DHS 1415 (Cont. Ed. Classroom)	30
DHS 1503	10
DHS 1521	12
DHS 1533 (Board Room)	35
Jaharis 130 (Behrakis Auditorium)	202
Jaharis 118	45
Jaharis 156	28

Grafton Campus

Room	Capacity
Administration 2 nd Floor Conference	12
Administrative 3 rd Floor Conference	10
Administration 2 nd Floor Video Conference	60
Building 5 Conference	16
Building 17 Conference	10
Building 20 Conference	40
Central Services Conference	10
Foster Hospital Conference	24
Kohnstamm Conference, Admin. 1 st Floor	35
Large Animal Hosp. Path. Conference	12
Large Animal Hosp. Path Offices Conference	8
Large Animal Hosp. Student Lounge Conf. Rm.	16
Large Animal Hosp. West Conference	12
Large Animal Hosp. Wet Lab Lecture	30
Large Animal Hospital 800 Ward Conf. Rm A.	15
Large Animal Hospital 800 Ward Conf. Rm B.	25
Large Animal Hospital Lecture Hall	101
Faculty Office Bldg. Conference Room	6
NERBL Conference Room	12
Development Bldg. Conference Rm.	6

Room	Capacity
Loew Center Basement Seminar	10
Loew Center Basement Seminar	10
Loew Center First Floor Seminar	16
Loew Center First Floor Seminar	16
Loew Center Hamilburg Lecture Hall	108
Loew Center Microscope Lab	76
Peabody Conference Room	12
Teaching Lab Seminar	12
Teaching Lab Seminar	12
Teaching Lab Seminar	12
Teaching Lab Seminar	12
Teaching Lab Seminar	12
Wildlife Library	10
Wildlife Clinic Lecture Hall	40
Varis Camp. Ctr., Conf. 2nd fl.	10
Varis Camp. Auditorium	167
Varis Camp. Ctr., Conf. 3rd fl.	10
Woodstock, CT Clinic Conf. Rom	16

Total Areas by Room Type

Sum of Square Foot*

Based on October 2016 spatial data

Room Type ¹	Arts & Sciences and Eng.	Auxiliary	Central	Dental	Fletcher	HNRC	Medical	Nutrition	Physical Plant	SMFA	University	University College	Cummings Vet	Grand Total
Athletics ²	172,883		1,137				2,877		1,414					178,311
Classroom ³	180,094		14,360	25,753	12,710	2,743	25,178	4,330	427	68,822			24,916	359,333
General Use ⁴	127,990	88,171	18,265	6,701	4,263	6,551	20,841	2,282	8,673	3,605	144	1,334	11,257	300,077
Health Care ⁵	4,528		6,183	52,379		9,212	2,639		700		385		50,888	126,914
Laboratory ⁶	142,811		5,202	8,245		31,962	139,882		906				22,498	351,506
Office ⁷	311,405	5,687	200,656	41,548	32,038	30,314	73,234	25,683	23,755	12,307	7,568	5,066	46,980	816,241
Residential ⁸	521,631	17,734	16,560				16,854		539		2,469		2,143	577,930
Special Use Facilities ⁹	6,291	34	19,045	472		5,156	1,028	203	7,174		4,561		83,439	127,403
Study ¹⁰	112,691		4,085	337	14,848		31,100	1,750		2,481		177	5,200	172,669
Support ¹¹	20,511	96	8,552	6,852		5,733	251	86	257,199	177	19,967	45	4,914	324,383
Unclassified ¹²	48,104		32,072	721			12,155		50,097		202			143,351
Unassignable ¹³	3,704	166	13,905	4,498		103	9,913	5,271	1,918,914	793	25,015		1,511	1,983,793
Grand Total	1,652,643	111,888	340,022	147,506	63,859	91,774	335,952	39,605	2,269,798	88,185	60,311	6,622	253,746	5,461,911

¹ Data include spaces occupied and owned by Tufts University or Walnut Hill with the exception of Walnut Hill space leased for residential uses.

² Room Type grouping based on Tufts' modified version of the National Center for Education Statistics FICM Appendix F

³ Athletics category includes, for example, pools, gyms, field houses, etc.

⁴ Classroom category includes, for example, classrooms, auditoria, teaching labs, etc.

⁵ General Use category includes, for example, exhibition halls, food facilities, merchandizing, etc.

⁶ Health Care category includes, for example, clinics, support space, etc.

⁷ Laboratory category includes, for example, science and engineering research labs, core facilities, support space, etc.

⁸ Office category includes, for example, private or shared or open offices, conference rooms, support space, etc.

⁹ Residential category includes, for example, dorm rooms, support spaces in residential facilities, etc.

¹⁰ Special Use Facilities category includes, for example, media production, greenhouses, etc.

¹¹ Study category includes, for example, library space, study rooms, etc.

¹² Support category includes, for example, building storage, machine shop, etc.

¹³ Unclassified Space category includes spaces that are temporarily inactive, for example, unfinished or areas under renovation.

¹⁴ Unassignable category includes all spaces that are not usable for occupancy, for example, elevators, public restrooms, public corridors, structural space, etc.

Energy Emissions

Tufts University Greenhouse Gas Emissions

Tufts is committed to reducing its carbon emissions in accordance with the Kyoto Protocol (7% below 1990 levels by 2012) and the New England Governors/Eastern Canadian Premiers Climate Change Action Plan (10% below 1990 levels by 2020 and 75-85% long term) and the Massachusetts Global Warming Solutions Act of 2008 (10-25% below 1990 levels by 2020 and 80% reduction below 1990 levels by 2050).

Metric Tons Carbon Equivalent (MTCE)

1990	14,423
2000	16,849
2005	21,913
2010	21,336
2015	13,010

Data collected by Tufts Office of Sustainability
Data not available for 1995

Tufts University Solid Waste Data

In U.S. Tons

These numbers represent glass, metal and plastic containers, paper, cardboard and trash from classrooms, offices and residential areas in Boston, Medford/Somerville and Grafton. Tufts' three campuses recycle a variety of additional materials, such as mattresses, furniture, tennis balls and electronics, to name a few.

Year	Landfill/ Incinerated	Recycled		Compost		Total Waste	Recycling Rate
		Mixed Recycling	Other Recycling*	Food Waste	Landscaping Waste		
FY16	1,741	756	160	369	515	3,540	51%
FY15	2,103	752	38	305	410	3,569	41%
FY14	2,047	765	8	306	536	3,653	44%
FY13*	1,898	911	19	325	544	3,678	48%
FY12	1,917	1,444	26	290	392	4,043	52%

Data provided by Dining Services, and the Facilities Department.

* A new waste hauler contract began midway through FY13 and through all of FY14. The contractor provides different volume-to-weight conversions than past haulers. The numbers will be normalized over time.

**Other recycling includes computers, batteries and clothing.

Buildings and Square Footage by Campus

Campus	# of buildings	Square Feet
Boston Campus	15	1,513,570
Grafton Campus	52	493,772
Medford / Somerville Campus	145	3,456,529
Grand Total*	212	5,463,871

*These data include spaces occupied and owned by Tufts University. Square foot totals do not include leased space that is not occupied by Tufts University, retail space and new building construction.

Libraries–Descriptions

The Tufts University libraries support the educational and research programs of the university through service to students, faculty and staff. On the Medford/Somerville Campus are the Tisch Library, the Lilly Music Library, the Edwin Ginn Library of The Fletcher School of Law and Diplomacy, and the Digital Collections and Archives, which manages the university's digital collections and the university's permanent records and collections in all formats. The W. Van Alan Clark, Jr. Library on the Fenway campus serves the SMFA at Tufts. The Hirsh Health Sciences Library on the Boston Campus serves the Schools of Medicine, Dental Medicine, the Sackler School of Graduate Biomedical Sciences, the Gerald J. and Dorothy R. Friedman School of Nutrition Science and Policy, and the Jean Mayer U.S.D.A. Human Nutrition Research Center on Aging at Tufts University. The Webster Family Library of Veterinary Medicine, located on the Grafton campus, supports the clinical programs of both the Large Animal Hospital and the Foster Hospital for Small Animals, as well as the informational needs of the students in the Doctor of Veterinary Medicine (DVM), Master's and PhD programs.

The Tufts libraries share one Integrated Library System (ILS). Innovative Interfaces Inc.'s Millennium. The catalog provides access to resources physically and virtually available within the Tufts libraries and beyond. Along with the catalog of the libraries' rapidly expanding collections, the Tufts libraries' web pages feature an array of electronic databases, research assistance tools, connection to teaching support and a wide variety of services. Resources are selected by the libraries for their value to Tufts faculty and students, and include a substantial number of electronic resources: over 60,000 electronic journals, which contain full-text articles and over 400 electronic databases and indexes.

Students and faculty can request delivery through the Tufts libraries from the resources of the academic and research libraries belonging to the Boston Library Consortium (<https://blc.org/>) and through interlibrary loan to library collections throughout the world.

Tufts libraries are members of the Eastern Academic Scholars' Trust (EAST), a shared print retention partnership of 40 libraries in the eastern region of the US. Collectively, EAST members have agreed to retain more than 6 million scholarly monographs for a period of at least 15 years. Tufts libraries are also members of the Hathitrust Digital Library (<https://www.hathitrust.org/>), and the Digital Preservation Network (<http://dpn.org/>).

The Tisch Library **<http://tischlibrary.tufts.edu>**

Tisch Library provides resources and services for all the programs in the Schools of Arts, Sciences, and Engineering (AS&E) and the School of the Museum of Fine Arts at Tufts (SMFA). In terms of physical size, collections, and staff, Tisch is the largest of the libraries at Tufts. There are two branch locations, Lilly Music Library (<http://tischlibrary.tufts.edu/use-library/music-library>) and the W. Van Alan Clark Fine Arts Library at the SMFA (<http://tischlibrary.tufts.edu/use-library/smfa-tufts-library>).

Tisch Library is centrally located on the Medford campus. It is a 174,000-square foot, handicapped-accessible building. Study and collaborative work areas are located throughout, with seating capacity for over 1,000. Tisch is the home of the Digital Design Studio (<http://tischlibrary.tufts.edu/use-library/digital-design-studio-dds>), the DataLab (<https://sites.tufts.edu/datalab/>), and Tufts' Digital Collections and Archives (<http://sites.tufts.edu/dca/>). The facility also includes two computer classrooms for instruction, group study rooms, a late-night study room, and a café.

Tisch has an extensive instruction program integrated into the curriculum. Principles of information literacy are incorporated in learning objectives designed by departments and programs specific to those areas of study. Instruction is provided in classrooms within and outside of the library. Individualized research assistance is provided through a variety of formats including one-on-one consultation, Research Hub drop-in help, email, chat, and text messaging. Research librarians are available daily. Tisch Library provides research guides in all major subject areas and for hundreds of specific courses.

Tisch has significant collections of books, journals, databases, digital primary sources and more to support the curricular and research needs of the Schools of Arts, Sciences, and Engineering. Tisch special collections include the personal library of Hosea Ballou II, the Ritter Collection of musicology, the Bolles Collection of English history and a growing collection of rare books and manuscripts, with particular strengths in medieval and Renaissance materials. The special collections of the W. Van Alan Clark Fine Arts Library feature limited edition and rare artists' books.

Libraries–Descriptions, Continued

The Tisch Library, Continued

Tisch Library provides general computing and printing facilities including both Mac and PC public computers as well as circulating laptops, iPads, cameras, and other equipment. Public computers are equipped with extensive software. The Electronic Resource Center (ERC), a classroom used for library instruction sessions, contains 15 workstations and a projector system. The Mark Lab, a dual-platform instruction space, includes additional software. Printing (black-and-white and color) and copying are available for a fee, and scanning equipment is available without fees. The library is a depository for federal government publications, including maps. The library has begun to digitize its special collections and integrate them into classroom projects.

Ginn Library–The Fletcher School

<http://www.library.tufts.edu/ginn/>

The Edwin Ginn Library of the Fletcher School of Law & Diplomacy is one of the largest specialized libraries in the field of international affairs. The library houses rich collections in the following subject areas: international law and organizations, human rights, economic and political development, energy resources and environmental issues, international security and peacekeeping, conflict negotiation, and international finance. Ginn Library possesses document collections from the League of Nations, the United Nations and numerous international organizations, and maintains a large collection of international treaty documents. Case reports of the International Court of Justice, the European Court of Justice and the European Court of Human Rights are also housed here.

Originally deposited in the Ginn Library, the papers of Edward R. Murrow and of Ambassadors John Moors Cabot and Philip Kingsland Crowe can now be found in the Tufts Digital Collections and Archives where they are available for research.

The Hirsh Health Sciences Library

<http://hirshlibrary.tufts.edu/>

The Hirsh Health Sciences Library provides resources to support the education, research and clinical roles of Tufts Schools on the Boston Campus (including the Schools of Medicine and Dental Medicine, the Sackler School of Graduate Biomedical Sciences, the Gerald J. and Dorothy R. Friedman School of Nutrition Science and Policy, the Jean Mayer U.S.D.A. Human Nutrition Research Center on Aging at Tufts University, and Tufts Medical Center).

The library and its services are integrated into the curricula of the Boston Campus schools, where it teaches information management skills and helps the students access a variety of resources directly and through the learning management system, TUSK (tusk.tufts.edu). The staff work with students in class and one-on-one to answer questions and improve their skills and is closely tied to the educational goals of the schools.

The librarians work with faculty and clinicians to improve their research skills and to meet their regular information needs to patient care. This is done online, on the phone, and in-person wherever the library and the inquirer interact.

Students and clinical faculty receive their first tier of computing support at the library where Tufts Technology Support Staff can do basic repairs in addition to software support and system scanning and reinstallation. We also circulate laptops and iPads to library patrons who need them to augment their study or work.

With the completion of the Sackler Center renovation in 2009, the library developed into a Boston campus student center, with a café, easy access to the library resources, quiet study spaces, and a variety of computing facilities. At 38,000-square-feet, the space comfortably seats 900 patrons, with accommodations both for individuals and for groups. Classrooms, computer labs, and seminar rooms are equipped with state-of-the-art presentation equipment and relevant software for teaching and studying. Public computer workstations are positioned throughout the library and building-wide wireless allows access to the Tufts Network and internet.

The Hirsh Health Sciences Library works with the Tufts Libraries to provide access to over 60,000 electronic journals of which over 5,000 are focused on biomedical topics and over 4,000 electronic biomedical textbooks. These electronic collections are continually growing to meet the needs of the students and faculty.

Libraries–Descriptions, Continued

Webster Family Library of Veterinary Medicine

<http://www.library.tufts.edu/vet/>

The Veterinary Library, located on the Grafton campus, contains the largest collection of clinical veterinary medicine literature and resources in New England. The library provides access to books, journals and audio-visual materials, in the fields of medicine and surgery for large, small, and exotic animals; animal welfare; wildlife diseases and ecology; zoonotic diseases; conservation medicine; laboratory animal science, and veterinary practice management. The library also houses the John A. Seaverns Equine Collection, a special collection focusing on equine topics, dating from 1571 to 1994. Approximately 1,500 of these books have been digitized and are available online through the Internet Archive.

The library staff promotes information literacy for students, faculty and staff. It has oversight of the School's use of the learning management system (TUSK), support of faculty in academic uses of technology and coordination of information and computer literacy training opportunities for faculty, staff and students.

Digital Collections and Archives (DCA)

<http://dca.tufts.edu/>

Digital Collections and Archives (DCA) supports the teaching and research mission of Tufts University by ensuring the enduring preservation and accessibility of the university's permanently valuable records and collections. DCA assists departments, faculty, and staff of all schools and divisions of the university in managing records and other assets. DCA collaborates with members of the Tufts community and others to develop tools to discover and access collections to support teaching, research, and administrative needs in addition to providing reference and instruction services.

In collaboration with Tufts Technology Services (TTS) Educational Technology Services, DCA provides the University with management services for digital assets with enduring value through the Tufts Digital Library (<http://dl.tufts.edu>). DCA and Educational Technology Services develop tools to access and interact with collection content to support research, curricular, administrative, and legal needs.

DCA's collections include over 4 TB (terabytes) of digital data and approximately 8,000 linear feet of archival and manuscript collections. The Tufts History Collection brings together historical photographs, documents, and secondary sources that create a picture of the college on the hill over its history. A centerpiece of the collection is the online Concise Encyclopedia of Tufts History, an ongoing project to capture more than 150 years of Tufts' achievements, societal contributions and outstanding alumni and faculty in concise entries. In addition to University records, DCA holds the papers of such notables as Edward R. Murrow, Walter B. Wriston, author Marc Brown, and poet John A. Holmes, as well as the records of the World Peace Foundation and the Center for Health, Environment, and Justice. Online holdings include more than 25,000 digital images, an extensive collection of resources on the history of London digitized from the collection of Tufts professor Edwin C. Bolles, and the Boston Streets Project, which brings together unique photographic collections from historical institutions in Boston with maps and city directories to facilitate research on Boston's people and places.

Library Collections

The Tisch Library

	2011/2012	2012/2013	2013/2014	2014/2015	2015/2016
Print volumes added - gross	16,170	17,274	15,429	12,508	9,583
Print volumes added - net	15,423	16,119	12,202	11,079	9,317
Total print volumes	956,687	972,806	985,008	996,087	1,005,404
Library collections - total physical units¹	2,641,545	2,671,095	2,684,405	2,701,031	2,695,299

Edwin Ginn Library

	2011/2012	2012/2013	2013/2014	2014/2015	2015/2016
Print volumes added - gross	3,837	2,947	2,672	1,149	1,426
Print volumes added - net	3,818	2,536	2,654	1,073	1,353
Total print volumes	124,520	127,056	129,710	130,783	132,136
Library collections - total physical units¹	308,352	310,800	313,000	314,251	315,692

Hirsh Health Sciences Library

	2011/2012	2012/2013	2013/2014	2014/2015	2015/2016
Print volumes added - gross ²	230	1,020	680	263	311
Print volumes added - net	(4,250)	(29,980)	(700)	(800)	(831)
Total print volumes	147,928	117,948	117,248	116,448	115,617
Library collections - total physical units¹	148,074	118,094	117,794	116,658	115,827

Webster Family Veterinary Library

	2011/2012	2012/2013	2013/2014	2014/2015	2015/2016
Print volumes added - gross	266	251	213	221	218
Print volumes added - net	266	244	(797)	(84)	152
Total print volumes	18,367	18,611	17,814	17,730	17,882
Library collections - total physical units¹	18,633	18,615	17,818	17,857	17,932

Total All Libraries

	2011/2012	2012/2013	2013/2014	2014/2015	2015/2016
Print volumes added - gross	20,503	21,492	18,994	14,131	11,538
Print volumes added - net	15,257	(11,081)	13,359	11,268	9,991
Total print volumes	1,247,502	1,236,421	1,249,780	1,261,048	1,271,039
Library collections - total physical units¹	3,116,604	3,118,604	3,133,017	3,149,797	3,144,750

¹ Includes print books, serial backfiles, government document units, microform units, cartographic units, graphic materials units, sound recording units, film and video units, computer file units, circulating equipment and other library materials units, excluding electronic.

² Print volumes added (gross) not available for Hirsh Health Sciences Library prior to 2011/12.

Library Statistics

2015–2016

Collections

	The Tisch Library	Edwin Ginn Library	Hirsh Health Sciences Library	Webster Veterinary Library	Digital Collections and Archives	Total All Libraries
Print volumes	1,005,404	132,136	87,802	13,312		1,238,654
Government documents - units	530,415					530,415
Microform units	1,103,246	183,703				1,286,949
Sound recordings - units	32,116			2		32,118
Film/Video materials - units	23,623		5	71		23,699
Equipment for lending (laptops, etc.)	495	132	124	50		801
Current print serials - subscriptions	442	130	118	111		801
Electronic serials and databases*						65,846
Electronic books*	545,330					545,330

Collections Use

	The Tisch Library	Edwin Ginn Library	Hirsh Health Sciences Library	Webster Veterinary Library	Digital Collections and Archives	Total All Libraries
Physical Collections Circulation						
General collection	128,635	14,874	3,112	497		147,118
Reserve collection	14,346	6,316	4,052	151		24,865
Equipment	29,173	8,382	29,657	749		67,961
Total Physical Circulation	172,154	29,572	36,821	1,397		239,944
Electronic Collections Use						7,266,004

Library Services Use

	The Tisch Library	Edwin Ginn Library	Hirsh Health Sciences Library	Webster Veterinary Library	Digital Collections and Archives	Total All Libraries
Interlibrary Loans						
Provided to other libraries	23,893	843	6,948	1,614		33,298
Received from other libraries	12,584	1,068	2,176	452		16,280

Library Instruction

Sessions	308	78	237	11	9	643
Attendees	5,965	1,060	3,262	209	119	10,615

Library Services (One typical week, Fall semester)

Public service hours	109	109	91.25	91	35	435
Reference transactions (in all formats)	3,587	928	2,062		989	7,566
Gate count **	666,789					

	The Tisch Library	Edwin Ginn Library	Hirsh Health Sciences Library	Webster Veterinary Library	Digital Collections and Archives	Total All Libraries
Virtual Visits						
Virtual Visits to Library's website	504,892	104,723	530,998	55,807	43,802	1,240,222
Virtual Visits to Catalog						3,882,283
Visits to Tufts Digital Library					287,712	287,712

* University total only.

**Includes Lilly Music Library.

Library Expenditures

2015–2016

Non-Compensation

	The Tisch Library	Edwin Ginn Library	Hirsh Health Sciences Library	Webster Veterinary Library	Digital Collections and Archives	Total All Libraries
Print Books	\$1,258,628	\$116,002	\$90,868	\$6,944	-	\$1,472,442
Electronic Books	\$579,832	\$22,871	\$111,717	\$3,089	-	\$717,509
Print Serials	\$539,053	\$73,335	\$81,696	\$36,802	-	\$730,886
Electronic serials	\$6,420,342	\$336,451	\$1,425,643	\$76,402	-	\$8,258,838
Audiovisual materials	\$99,542	-	-	-	-	\$99,542
Document delivery/Interlibrary loan	\$108,399	\$2,135	\$4,806	\$3,002	-	\$118,342
Other collection	\$40,990	-	-	-	-	\$40,990
Preservation	\$40,990	\$1,809	-	-	\$16,243	\$59,042
Moving and storage	-	-	-	-	\$29,040	\$29,040
Furniture and equipment	\$82,652	-	-	-	\$15,923	\$98,575
Computer hardware and software	\$139,719	\$4,124	\$31,447	\$25,851	\$48,955	\$250,096
Utilities, Networks, and Consortia	\$113,660	\$23,596	\$47,645	\$3,340	\$39,562	\$227,803
Other Operating	\$644,771	\$72,159	\$900,959	\$147,773	\$18,195	\$1,783,857
Total Non-Compensation	\$10,068,578	\$652,482	\$2,694,781	\$303,203	\$167,918	\$13,886,962

Compensation

	The Tisch Library	Edwin Ginn Library	Hirsh Health Sciences Library	Webster Veterinary Library	Digital Collections and Archives	Total All Libraries
Librarians	\$1,561,818	\$383,355	\$943,605	-	\$398,344	\$3,287,122
All other paid staff (except students)	\$1,463,523	\$95,019	\$276,958	\$147,167	-	\$1,982,667
Students	\$267,414	\$59,235	\$44,202	\$21,105	\$35,928	\$427,884
Total Compensation	\$3,292,755	\$537,609	\$1,264,765	\$168,272	\$434,272	\$5,697,673
Fringe Benefits	\$909,453	\$142,331	\$366,167	\$44,518	\$120,625	\$1,583,094
Total Compensation/Benefits	\$4,202,208	\$679,940	\$1,630,932	\$212,790	\$554,897	\$7,280,767
Total Operating Expenditures*	\$13,361,333	\$1,190,091	\$3,959,546	\$471,475	\$602,190	\$19,584,635

Staff (FTE)

	The Tisch Library	Edwin Ginn Library	Hirsh Health Sciences Library	Webster Veterinary Library	Digital Collections and Archives	Total All Libraries
Professional	20.5	5	11.8	1	7	45.3
All other paid staff (except students)	27.8	2.75	7	2.5	2.5	42.55
Students	22.06	10.25	2.5	1.5		36.31
Total Staff FTE	70.36	18	21.3	5	9.5	124.16

* Excluding benefits

FINANCE



West Hall in the snow, January 6, 2017

Operating Budgets—By School

Operating Budget, Fiscal Year 2017 (Millions of dollars)

Revenue	Tisch									Total
	Arts, Sciences & Engineering	Fletcher School of Law & Diplomacy	Friedman School of Nutrition Science	School of Medicine	School of Dental Medicine	Cummings School of Veterinary Medicine	College of Citizenship and Public Service	Human Nutrition Research Center	University ¹	
Tuition and Fees	\$319.5	\$25.5	\$7.9	\$71.1	\$67.4	\$22.1	\$0.0	\$0.0	\$17.1	\$530.7
Less: Financial Aid	(105.6)	(8.1)	(2.4)	(13.5)	(6.6)	(2.6)	(0.3)	0.0	(5.6)	(\$144.7)
Net Tuition	213.9	17.4	5.5	57.6	60.8	19.5	(0.3)	0.0	11.6	\$386.0
Government Grants and Contracts	47.7	0.7	25.5	39.1	8.7	6.7	0.1	17.6	12.0	\$158.2
State Appropriation	0.0	0.0	0.0	0.0	0.0	5.0	0.0	0.0	0.0	\$5.0
Clinical and Other Educational Activities	4.1	0.5	0.7	11.2	36.0	45.7	0.7	0.0	18.8	\$117.6
Auxiliary Enterprises	56.3	0.6	0.0	1.0	0.1	0.0	0.0	0.0	3.3	\$61.2
Contributions and Grants	19.6	8.0	8.9	12.7	3.3	5.8	2.4	3.1	5.5	\$69.1
Investment Return Utilized	31.7	6.4	3.1	9.5	1.8	3.4	2.5	0.0	49.8	\$108.1
Total Revenue	\$373.2	\$33.6	\$43.7	\$131.0	\$110.6	\$86.1	\$5.4	\$20.7	\$100.9	\$905.2

Expense	Tisch									Total
	Arts, Sciences & Engineering	Fletcher School of Law & Diplomacy	Friedman School of Nutrition Science	School of Medicine	School of Dental Medicine	Cummings School of Veterinary Medicine	College of Citizenship and Public Service	Human Nutrition Research Center	University ¹	
Instruction	123.5	10.9	8.7	36.1	17.2	13.4	0.9	0.0	6.6	\$217.3
Sponsored Programs	47.0	6.6	28.8	37.1	6.8	9.5	2.2	19.1	10.2	\$167.3
Clinical and Other Educational Activities	4.0	0.7	0.3	6.9	47.3	38.5	0.7	0.0	15.7	\$114.2
Academic and Student Services	40.4	7.3	2.6	16.2	13.8	3.2	1.3	0.0	9.3	\$94.0
Auxiliary Enterprises	54.2	0.7	0.0	0.9	0.1	0.0	0.0	0.0	(1.9)	\$54.0
Institutional Support	56.8	5.2	3.4	19.0	13.2	9.7	0.5	0.0	5.1	\$112.8
O&M of Plant	40.3	2.0	1.7	19.1	5.5	11.3	0.2	1.8	(23.6)	\$58.1
Depreciation and Interest	6.9	0.3	(1.8)	1.6	4.3	1.0	(0.5)	(0.2)	69.0	\$80.7
Total Expense	\$373.2	\$33.6	\$43.7	\$136.9	\$108.1	\$86.6	\$5.4	\$20.7	\$90.4	\$898.5

Net Surplus/(Deficit)	\$0.0	\$0.0	\$0.1	(\$5.8)	\$2.5	(\$0.5)	\$0.0	\$0.0	\$10.5	\$6.7
------------------------------	--------------	--------------	--------------	----------------	--------------	----------------	--------------	--------------	---------------	--------------

¹ University includes SMFA

Endowment and Funds Functioning as Endowment

The Endowment Funds of the University exist to support current operations over the long term. Investment income from the endowment provides support for new and ongoing programs independent of revenues from tuition, gifts, or other sources.

Endowment Principal at Market			
By School:	6/30/2015	6/30/2016	Change
Arts, Sciences & Engineering	\$591,109,695	\$564,970,614	-4.42%
Dental	34,053,481	32,378,028	-4.92%
Fletcher	120,661,581	116,244,332	-3.66%
Institutional	377,059,887	403,877,977	7.11%
HNRC	0	103,253	100.00%
Medical	189,787,419	180,269,285	-5.02%
Microfinance	111,127,097	103,677,518	-6.70%
Nutrition	57,626,839	54,315,805	-5.75%
Tisch College	46,537,457	43,480,714	-6.57%
Cummings-Veterinary	60,001,610	59,198,624	-1.34%
Subtotal	\$1,587,965,066	\$1,558,516,150	-1.85%
Receivables	34,052,122	34,725,350	1.98%
Total	1,622,017,188	\$1,593,241,500	-1.77%

By Designated Use:

Annuities	6,514,472	6,347,807	-2.56%
Book Funds	4,080,644	4,206,672	3.09%
Departmental Funds	70,260,406	67,006,323	-4.63%
Faculty Development	10,614,078	9,927,176	-6.47%
Fellowships	30,405,025	30,512,810	0.35%
General University	589,274,818	595,187,868	1.00%
Innovative Education	9,838,150	9,437,473	-4.07%
Lectureships	8,968,126	8,599,088	-4.11%
Library Funds	6,054,066	5,623,053	-7.12%
Maintenance Funds	20,798,950	19,393,566	-6.76%
Microfinance	111,127,097	103,677,518	-6.70%
Miscellaneous	49,832,017	46,714,106	-6.26%
Planned Giving	7,429,543	7,226,813	-2.73%
Prizes	12,217,157	11,505,671	-5.82%
Receivables	34,052,122	34,725,350	1.98%
Religion	2,332,147	2,176,110	-6.69%
Research	35,868,709	32,712,318	-8.80%
Restricted Temporary	34,658,183	32,298,749	-6.81%
Scholarships	377,705,895	374,011,213	-0.98%
Teaching Funds	2,593,242	2,418,422	-6.74%
University Professorships	197,392,341	189,533,394	-3.98%
Total	\$1,622,017,188	\$1,593,241,500	-1.77%

Additions to and Deductions from Endowment and Funds Functioning as Endowment

	6/30/14	6/30/15	6/30/16
Beginning Balance	\$1,472,355,250	\$1,625,056,581	\$1,622,017,188
Gifts and bequests	27,445,392	18,369,950	26,019,248
Other additions/deductions	13,682,593	16,958,173	72,629,290
Dividends and interest	18,891,326	4,735,359	4,648,039
Net realized and unrealized gains	191,472,999	61,601,775	(23,125,079)
Investment return distributed for spending	(93,504,150)	(99,510,370)	(102,914,065)
Management and Custodian Fees	(5,286,829)	(5,194,280)	(6,033,123)
Ending Balance	\$1,625,056,581	\$1,622,017,188	\$1,593,241,500

Endowment Summary

Year	Ending Balance	Year	Ending Balance
2016	\$1,593,241,500	1995	\$260,959,463
2015	\$1,622,017,188	1994	\$217,298,093
2014	\$1,625,056,581	1993	\$214,773,522
2013	\$1,472,355,250	1992	\$192,931,698
2012	\$1,386,696,958	1991	\$175,034,000
2011	\$1,445,680,252	1990	\$164,769,000
2010	\$1,252,970,860	1989	\$137,498,000
2009	\$1,142,107,004	1988	\$119,511,000
2008	\$1,492,298,121	1987	\$111,936,000
2007	\$1,496,852,896	1986	\$99,175,000
2006	\$1,181,971,509	1985	\$78,277,000
2005	\$880,538,067	1984	\$58,747,000
2004	\$778,916,853	1983	\$64,277,000
2003	\$697,241,606	1982	\$45,554,000
2002	\$677,297,900	1981	\$48,102,000
2001	\$592,034,309	1980	\$39,337,000
2000	\$550,432,153	1979	\$35,728,000
1999	\$483,729,812	1978	\$31,064,000
1998	\$460,379,728	1977	\$31,096,000
1997	\$367,419,215	1976	\$30,486,000
1996	\$298,291,483	1975	\$28,392,000

Private Contributions and Grants

Total Contributions and Grants

(in thousands of dollars)

	2011/12	2012/13	2013/14	2014/15	2015/16
Physical Plant	\$1,487	\$1,739	\$7,784	\$4,655	\$3,385
Annual Fund	16,255	16,445	17,220	18,475	18,645
Restricted Department	40,351	42,065	52,845	45,345	48,832
Endowment	8,005	11,124	27,445	18,370	26,019
Student Loans	292	293	319	197	312
Total	\$66,390	\$71,666	\$105,613	\$87,042	\$97,193

Analysis of Total Gifts By Source

(%)*

	2011/12	2012/13	2013/14	2014/15	2015/16
Alumni	46.0	46.0	46.0	47.0	49.7
Parents	16.0	16.0	15.0	15.0	15.9
Friends & Relatives	35.0	35.0	36.0	34.0	31.0
Corporations	2.0	2.0	2.0	2.0	1.9
General Foundations	0.5	0.5	0.6	0.6	0.6
Family Foundations	0.4	0.4	0.5	0.4	0.4
Others	0.4	0.3	0.4	0.5	0.5

* Totals do not equal 100% due to rounding

Analysis of Total Gifts By Source

(# donors)

	2011/12	2012/13	2013/14	2014/15	2015/16
Alumni	17,902	18,600	18,251	18,282	19,127
Parents	6,198	6,457	5,920	5,983	6,141
Friends & Relatives	13,715	14,133	14,576	13,371	11,944
Corporations	665	655	678	664	732
General Foundations	212	218	231	228	225
Family Foundations	169	170	185	145	154
Others	153	136	153	180	189

Sponsored Research

Federal Sponsored Research: FY2015–FY2016 (Thousands of dollars)

School	FY2015			FY2016			Change in Total Expense 2015-16	FY2015 Indirect as % of Total
	Direct	Indirect	Total	Direct	Indirect	Total		
Arts, Sciences & Engineering	\$30,576	\$8,852	\$39,428	\$36,955	\$9,756	\$46,711	18.5%	20.9%
Tisch College	58	12	70	76	43	119	70.0%	36.1%
Fletcher	621	27	648	70	16	86	-86.7%	18.6%
Friedman SNSP	14,809	3,322	18,131	14,305	3,491	17,796	-1.9%	19.6%
Dental	1,917	712	2,629	2,921	1,033	3,954	50.4%	26.1%
Human Nutrition Rsrch Center	17,104	2,674	19,778	15,285	2,477	17,762	-10.2%	14.0%
Medical	24,684	11,177	35,861	24,299	11,309	35,608	-0.7%	31.8%
Cummings – Veterinary	4,535	2,283	6,818	4,374	2,049	6,423	-5.8%	31.9%
Central	4,943	893	5,836	5,708	973	6,681	14.5%	14.6%
Total	\$99,247	\$29,952	\$129,199	\$103,993	\$31,147	\$135,140	4.6%	23.1%

Source: Annual Expenditure Report.

Federal Research by Agency (Thousands of dollars)

Agency	FY2015	FY2016	% Change	FY2016 Total as % of Federal Total
Agency For International Development	\$11,345	\$10,650	-6%	7.9%
Corporation For National Service	36	107	197%	0.1%
Department of Agriculture	15,788	14,102	-11%	10.4%
Department of Defense	669	276	-59%	0.2%
Department of Education	5,024	5,265	5%	3.9%
Department of Energy	1,282	959	-25%	0.7%
Department of Health & Human Services	55,189	55,471	1%	41.1%
Department of the Air Force	380	846	123%	0.6%
Department of the Army	3,618	5,677	57%	4.2%
Environmental Protection Agency	11	0	-100%	0.0%
Federal Subcontract ¹	18,039	21,951	22%	16.2%
National Aeronautics and Space Administration	568	643	13%	0.5%
National Endowment for the Humanities	17	4	-76%	0.0%
National Science Foundation	14,313	13,681	-4%	10.1%
Office of Naval Research	2,391	2,780	16%	2.1%
Other Federal Agencies	529	2,728	416%	2.0%
Total	\$129,199	\$135,140	5%	100%

Source: Annual Expenditure Report.

¹Federal subcontracts are funded by various federal agencies.

Sponsored Research, Continued

Non-Federal Sponsored Research: FY2015–FY2016 (Thousands of dollars)

School	FY2015			FY2016			Change in Total Expense 2015-16	FY2016 Indirect as % of Total
	Direct	Indirect	Total	Direct	Indirect	Total		
Arts, Sciences & Engineering	\$10,082	\$1,417	\$11,499	\$9,826	\$1,405	\$11,231	-2.3%	12.5%
Tisch College	1,071	9	1,080	1,116	19	1,135	5.1%	1.7%
Fletcher	2,191	280	2,471	3,278	380	3,658	48.0%	10.4%
Friedman SNSP	6,396	884	7,280	8,798	1,233	10,031	37.8%	12.3%
Dental	5,780	605	6,385	6,099	544	6,643	4.0%	8.2%
Human Nutrition Research Center	2,205	703	2,908	2,334	640	2,974	2.3%	21.5%
Medical	6,114	1,073	7,188	6,417	1,235	7,652	6.5%	16.1%
Cummings – Veterinary	2,459	400	2,860	3,358	392	3,750	31.1%	10.5%
Central	165	21	186	157	15	172	-7.5%	8.7%
Total	\$36,464	\$5,393	\$41,856	\$41,383	\$5,863	\$47,246	12.9%	12.4%

Source: Annual Expenditure Report.

Expenditures under Non-Federal Sponsored Research, by Sponsor Source: FY2016 (Thousands of dollars)

School	Foreign	Private	State	Total
Arts, Sciences & Engineering	\$124	\$9,489	\$1,618	\$11,231
Tisch College		1,135		1,135
Fletcher	953	2,705		3,658
Friedman SNSP	1,623	8,408		10,031
Dental	2,883	1,454	2,306	6,643
Human Nutrition Research Center	13	2,961		2,974
Medical	147	7,387	118	7,652
Cummings - Veterinary	129	3,621		3,750
Central		172		172
Total	\$5,872	\$37,332	\$4,042	\$47,246

Source: Annual Expenditure Report.

Sponsored Research, Continued

Historical Funding of Research by Sponsor: FY2012–FY2016 (Thousands of dollars)

Agency/Sponsor	FY2012	FY2013	FY2014	FY2015	FY2016
Agency For International Development	\$4,014	\$4,603	\$9,318	\$11,345	\$10,650
Corporation For National Service	845	456	378	36	107
Department of Agriculture	16,513	15,991	14,581	15,788	14,102
Department of Defense	509	378	661	669	276
Department of Education	5,122	5,021	4,793	5,024	5,265
Department of Energy	2,123	1,477	1,257	1,282	959
Department of Health & Human Services	69,181	60,692	58,031	55,189	55,471
Department of the Air Force	1,117	1,295	886	380	846
Department of the Army	3,581	2,893	2,913	3,618	5,677
Environmental Protection Agency	43	30	27	11	0
Federal Subcontract ¹	17,787	17,420	17,024	18,039	21,951
National Aeronautics & Space Administration	654	791	484	568	643
National Endowment for the Humanities	211	265	122	17	4
National Science Foundation	11,589	11,786	13,395	14,313	13,681
Office of Naval Research	497	1,045	1,188	2,391	2,780
Other Federal Agencies	913	828	907	529	2,728
Federal Total	\$134,699	\$124,971	\$125,965	\$129,199	\$135,140

Agency/Sponsor	FY2012	FY2013	FY2014	FY2015	FY2016
Foreign	\$3,329	\$5,777	\$4,649	\$4,511	\$5,872
Private	27,273	29,740	33,321	33,648	37,332
State	2,415	2,967	3,198	3,697	4,042
Non-Federal Total	\$33,017	\$38,484	\$41,168	\$41,856	\$47,246

	FY2012	FY2013	FY2014	FY2015	FY2016
Grand Total	\$167,716	\$163,455	\$167,133	\$171,055	\$182,386

Source: Annual Expenditure Report.

¹Federal subcontracts are funded by various federal agencies.

TUFTS IN CONTEXT



Daffodils in bloom along the Memorial Steps, April 29, 2016

Accreditation

Tufts University has been accredited by the New England Association of Schools and Colleges (NEASC) and Commission on Institutions of Higher Education (CIHE) since 1929 and its accreditation by NEASC encompasses the entire institution. Tufts underwent a comprehensive evaluation in March 2013 and was accredited by the Commission in September 2013. The University will submit a fifth year interim report in Spring, 2018. NEASC establishes and maintains high standards of educational excellence through self-evaluation and peer review. Institutions demonstrating they meet these standards are accredited and thus members of NEASC. The CIHE, recognized by the U.S. Department of Education, is one of seven accrediting commissions that provide accreditation regionally.

Some programs and degrees at Tufts have been accredited by additional specialist agencies. A list of these programs can be found below. Please refer to the Office of Institutional Research's website throughout the year for updates, <http://provost.tufts.edu/institutionalresearch/accreditation/>.

Program	Agency	Accredited Since	Last Reviewed	Next Review
BS Biomedical Engineering	Accreditation Board for Engineering and Technology (ABET)	2010	Fall 2013	Fall 2017
BS Chemical Engineering	Accreditation Board for Engineering and Technology (ABET)	1952	Fall 2011	Fall 2017
BS Civil Engineering	ABET	1936	Fall 2011	Fall 2017
BS Computer Engineering	ABET	1982	Fall 2011	Fall 2017
BS Electrical Engineering	ABET	1936	Fall 2011	Fall 2017
BS Environmental Engineering	ABET	1995	Fall 2011	Fall 2017
BS Mechanical Engineering	ABET	1936	Fall 2011	Fall 2017
BS Computer Science/Engineering	ABET – Computing Accreditation Commission	2004	Fall 2011	Fall 2017
ACS-Certified Chemistry BS	American Chemical Society	1940	Spring 2016	2020
MA and Ed.S. in School Psychology	National Association of School Psychologists (NASP) and the Massachusetts Department of Elementary and Secondary Education	1992	Fall 2010	Fall 2017
BS Early Childhood Licensure	Massachusetts Department of Elementary and Secondary Education ¹	1994	Spring 2003	March 2017
MAT Art Education (grades PreK-8 and 5-12)	Massachusetts Department of Elementary and Secondary Education	1994	Spring 2003	March 2017
MA in German with Teacher Licensure	Massachusetts Department of Elementary and Secondary Education	1994	Spring 2003	March 2017
MAT Early Childhood Education	Massachusetts Department of Elementary and Secondary Education	1994	Spring 2003	March 2017
MAT Elementary STEM	Massachusetts Department of Elementary and Secondary Education	2003	Spring 2003	March 2017
MAT Middle and High School	Massachusetts Department of Elementary and Secondary Education	1994	Spring 2003	March 2017
BFA, MFA (offered with the School of the Museum of Fine Arts, Boston)	National Association of Schools of Art and Design's (NASAD) Commission on Accreditation	2004	Fall 2004	Anticipated April 2017
Professional Entry Level Master's Degree in Occupational Therapy	Accreditation Council for Occupational Therapy Education (ACOTE) of the American Occupational Therapy Association (AOTA)	1938	December 2014	2021
M.A. Urban and Environmental Policy and Planning	Planning Accreditation Board (PAB)	2004	2011	2018
Dental Education	Commission on Dental Accreditation of the American Dental Association (CODA)	1945	2015	2022
Medical Education	Liaison Committee on Medical Education (LCME) of the American Medical Association (AMA) and the Association of American Medical Colleges (AAMC)	1942	February 2014	February 2022
Master of Public Health	Council on Education for Public Health (CEPH)	1992	2016	2023
Physician Assistant Program (Master of Medical Science)	Accreditation Review Commission on Education for the Physician Assistant (ARC-PA)	2012	March 2016	March 2026
Doctor of Veterinary Medicine	American Veterinary Medical Association (AVMA)	1983	March 2012	AY18-19
Tufts University Police Department	Massachusetts Police Accreditation Commission	2005	Spring 2014	2017

¹ Prior to 1994, teacher education programs were "registered" by the Commonwealth. In 1994, the Massachusetts Department of Education initiated a program review process and approval for Teacher Education programs.

Medal Recipients

Recipients of the Hosea Ballou Medal

Frank W. Durkee, A1888, H1921–1939 Alfred Church Lane, H1913–1940 Dr. Vannevar Bush, E1913, AG1913, H32–1941 Arthur B. Lamb, Ph.D., A1900, AG1900, AG1904, H1920–1944 Dr. Raymond W. Bliss, A1909, M1910, H43–1947 Dr. Samuel Capen, A1898, AG1898, H21–1948 Charles Neal Barney–1949 Dr. Harold E. Sweet, A1898, E32P, H55–1950	Herbert C. Hoover–1959 Robert W. Meserve, Esq. A31, A62P, A66P, A72P, H79–1973 Dr. Allan M. Cormack, H80–1978 Dr. Jean Mayer, H93–1992 Bruce H. Reitman, A72, AG83–2006 Linda J. Dixon, J63, FG99–2009 Adele Fleet Bacow–2012 William E. Gehling, A74, AG79, A05P–2015
--	--

Recipients of the Dean's Medal

H.E. Dr. Mochtar Kusumaatmadja–The Fletcher School–October 6, 1983 Ryoichi Sasakawa–The Fletcher School–April 19, 1984 Reginald H. Jones–The Fletcher School–April 23, 1984 Robert Burgess Steward–The Fletcher School–May 19, 1984 (posthumous) Marlene C. Farina–The Fletcher School–October 16, 1984 Alice D. Pierce–The Fletcher School–October 16, 1984 Dr. Armand Hammer–The Fletcher School–February 7, 1985 Marjorie Nicholson–The Fletcher School–May 16, 1985 Phyllis Berry Webber–The Fletcher School–May 17, 1987 Charles Francis Adams, IV–The Fletcher School–May 1991 Louis P. Bertonazzi, A55, A81P, A85P–School of Dental Medicine–May 18, 1997 Dr. Samuel W. Askinas–School of Dental Medicine– June 19, 1997 Dr. Dominick P. DePaola, DDS, Ph.D., Sc.D. (Hon)– School of Dental Medicine–May 17, 1998 John Osgood Field–Gerald J. and Dorothy R. Friedman School of Nutrition Science and Policy–June 1, 1998 Dr. Robert D. Buchanan, D46–School of Dental Medicine–July 24, 1998 Martin S. Kaplan, Esq.–School of Veterinary Medicine– May 23, 1999 Dr. Robert Lugliani, M66, M99P, M02P–School of Medicine–June 25, 1999 Natalie V. Zucker–School of Medicine–June 25, 1999 Captain Charles N. Shane, F59, FG58, F87P–The Fletcher School–October 13, 1999 Dr. William W. Sellers, A56, D60, J84P–School of Dental Medicine–May 21, 2000 Jim Boyd–School of Dental Medicine–May 21, 2000 Dr. Moselio Schaechter–Sackler School–November 11, 2000	Michael Mudd–Gerald J. and Dorothy R. Friedman School of Nutrition Science and Policy–September 10, 2001 George D. Behrakis–Sackler School–October 24, 2001 Dr. Richard W. Valachovic–School of Dental Medicine– May 19, 2002 Dr. Konstantinos Karamanlis, F82, FG84–The Fletcher School–January 14, 2003 Dr. Franklin M. Loew–School of Veterinary Medicine– May 18, 2003 (posthumous) Elizabeth Parker Powell, F62–The Fletcher School– October 18, 2003 Dr. Henry L. Foster, V83, H92–School of Veterinary Medicine–November 1, 2003 Senator Richard Lugar, H04–The Fletcher School–May 22, 2004 Jeffrey C. Mariner–School of Veterinary Medicine–May 23, 2004 Governor William B. Richardson, A70, F71, H97–The Fletcher School–May 21, 2005 H. Chis Doku, DMD, MSD, D58, DG60, J84P–School of Dental Medicine–September 22, 2005 Preston Robert Tisch, A71P, A76P, H96–Tisch College of Citizenship and Public Service–October 19, 2005 Dr. Ashok Misra, EG70–School of Engineering– November 8, 2005 Davinder S. Brar, A06P, A07P–School of Medicine– November 9, 2005 Dr. Shashi Tharoor, F76, FG79–The Fletcher School– November 10, 2005 Joseph B. Kirsner, MD, Ph.D., M33–School of Medicine–March 21, 2006 Dr. Donald E. Wilson, M62, H08–School of Medicine– April 20, 2006 Hassan Wirajuda, F84–The Fletcher School–May 20, 2006
--	--

Medal Recipients, Continued

Recipients of the Dean's Medal, continued

- Dr. Robert E. Hunter, D63–School of Dental Medicine–September 8, 2006
- Dr. Kathleen M. O'Loughlin, D81–School of Dental Medicine–September 8, 2006
- Shirin Ebadi–The Fletcher School–May 19, 2007
- Dr. Lloyd Miller, A54, D58–School of Dental Medicine–September 7, 2007
- Liu Xiaoming, F83–The Fletcher School–September 10, 2007
- Vartan Oskanian, F93–Foreign Minister of Armenia–October 5, 2007
- Dr. Mark J. Feldman, D73–School of Dental Medicine–May 3, 2008
- Joseph Polisi, F70–The Fletcher School–May 18, 2008
- Paul Martin–The Fletcher School–August 18, 2008
- Dr. Thomas F. Winkler, III, A62, D66, D10P–School of Dental Medicine–September 6, 2008
- Edward H. Budd, A55, J80P, J86P–Gerald J. and Dorothy R. Friedman School of Nutrition Science and Policy–September 23, 2008
- Joan M. Bergstrom, J62–Gerald J. and Dorothy R. Friedman School of Nutrition Science and Policy–September 23, 2008
- Nevin S. Scrimshaw–Gerald J. and Dorothy R. Friedman School of Nutrition Science and Policy–September 23, 2008
- Wolfgang Ischinger, F73–The Fletcher School–October 11, 2008
- Dr. Norman S. Stearns, A78P, AG78P–School of Medicine–April 24, 2009
- Dr. Leslie H. Gelb, A59–The Fletcher School–May 16, 2009
- President Martti Ahtisaari–The Fletcher School–May 31, 2009
- Louis A. Fiore, DMD, D62–School of Dental Medicine–November 20, 2009
- Mark Gonthier–School of Dental Medicine–November 20, 2009
- Suzi Osher–School of Dental Medicine–November 20, 2009
- Dr. Helene D. Gayle–The Fletcher School–May 22, 2010
- Jeanne P. Goldberg, Ph.D., R.D., AG59, NG86, J92P–Gerald J. and Dorothy R. Friedman School of Nutrition Science and Policy–November 6, 2010
- Johanna T. Dwyer, D.Sc., RD–Gerald J. and Dorothy R. Friedman School of Nutrition Science and Policy–November 6, 2010
- Richard A. Meserve, A66, J88P–School of Engineering–April 4, 2011
- Lawrence S. Bacow–School of Dental Medicine–April 29, 2011
- Adele Fleet Bacow–School of Dental Medicine–April 29, 2011
- James F. Kane, DMD, D74, DG76, AG78, DG79, D04P, DG06P–School of Dental Medicine–April 29, 2011
- John P. Ficarelli, DMD, D73, D10P, DG12P–School of Dental Medicine–April 29, 2011
- Maria Gove Tringale–School of Dental Medicine–April 29, 2011
- Dr. Vivian Pinn, H93–School of Medicine–May 7, 2011
- John Kerry–The Fletcher School–May, 2011
- Ali Sabanci, A91–School of Arts and Sciences–May 2012
- Ali Babacam–The Fletcher School–May, 2012
- Richard Haass–The Fletcher School–May, 2012
- Martha Constantine-Paton, J69–School of Arts and Sciences–March 25, 2013
- Richard Frenkiel, E63–School of Engineering–April 17, 2014
- Dr. Vartan Gregorian, H94–The Fletcher School–June 5, 2014
- Dr. Rajiv Shah–The Fletcher School–June 5, 2014
- Jean H. Fiore–School of Dental Medicine–June 8, 2014
- President Toomas Hendrik Ilves–The Fletcher School–August 21, 2014
- Navanethem Pillay–The Fletcher School–May 15, 2015
- Stuart B. Levy, M.D. –School of Medicine–November 5, 2015
- Sherwood L. Gorbach, M.D., M62, J84P–School of Medicine–November 5, 2015
- Te-Wen Chang, M.D., M84P–School of Medicine–November 5, 2015
- Gregory H. Arabian–School of Arts and Sciences–May 21, 2016
- Arianna Huffington–The Fletcher School–May 21, 2016
- Peter Dolan–Gerald J. and Dorothy R. Friedman School of Nutrition Science and Policy–September 14, 2016
- Dr. Hilde Tillman–School of Dental Medicine–December 16, 2016
- Dr. Esther Wilkins–School of Dental Medicine–December 16, 2016

Medal Recipients, Continued

Recipients of the Presidential Medal, Continued

Mayor John J. McGlynn—1976	Dr. Gerald J. Friedman—October 5, 2001
Mayor S. Lester Ralph—1976	Dorothy R. Friedman—October 5, 2001
Frederick Johnson, A29, H66—1977	Dr. Thomas W. Murnane, A58, D62, DG65, AG68, J97P—June 17, 2003
Herbert Black, A33—1977	Henry J. Leir, H79—May 3, 2004 (posthumous)
Dr. Louis Weinstein—1977	Prime Minister Manmohan Singh—November 11, 2005
Joel Warren Reynolds, E23, G48, J49P, J51P, J53P, J67P—1978	Sir Horace Kadoorie International Foundation— September 12, 2007
Janyce Pickett Willmann—1979	Edward H. Merrin, A50, A80P, A82P, A85P—Oct. 26, 2010
James B. Moseley, J86P—1979	Vivian Merrin, A80P, A82P, A85P—October 26, 2010
Sumner R. Andrews—1981	Alan D. Solomont, A70, A08P—November 13, 2010
Dr. Ralph R. Lopez—1982	Brian O'Connell, A53—December 6, 2010
Elizabeth Cabot, H56W—1983	Dr. Peter Ackerman, F69, FG71, FG76, A03P, F03P— May 20, 2011
Dr. Chou S. Loh, H87, D83P—1984	Michael Jaharis, M87P—May 20, 2011
Captain Frederick H. Hauck, U.S.N. (Ret.), A62, A87P, J92P, H07—1985	Richard A. Smith, J82P—June 23, 2011
Theodore L. Eliot, Jr.—1985	Susan F. Smith, J82P—June 23, 2011
Brooks T. Johnson, A56—October 25, 1985	Martin J. Granoff, A91P—July 1, 2011
Eberhard Karls University—November 18, 1985	Allan D. Callow, A38, AG48, AG52, J55P, J71P, J74P, H87—May 21, 1994
Eugene C. Brune (Mayor Emeritus)—May 17, 1987	Brian K. Lee A08P, A11P—February 10, 2012
Milton J. Meyers, DMD, D40—April 7, 1988 (posthumous)	James A. Stern, E72, A07P, H14—November 1, 2013
Institut National des Sciences Appliquées—May 22, 1988	Mayor Michael McGlynn—January 29, 2016
Stephanie Green Lawson, J73, A08P—May 3, 1991	
Dr. Bernard M. Gordon, H92—November 5, 1999	

Recipients of the Provost Medal

Amartya Sen—October 2, 1997	Zi Wang Xu, F88—September 6, 2007
Konstantinos Stefanopoulos, President of Greece—June 16, 1998	Dr. Lonnie H. Norris, DMD, MPH, DG80, M99P, A01P— May 3, 2008
His Royal Highness, Prince of Asturias—April 7, 1999	Elizabeth Canny—March 30, 2010
William Hersey, A32—December 1, 2000	Robert M. Hollister—April 8, 2011
Dr. Yusuf K. Hamied—November 9, 2005	

Honorary Degrees Awarded

A complete list of Honorary Degrees Awarded can be found online at <http://trustees.tufts.edu/data/degrees/>.

May 22, 2016

Hank Azaria, Doctor of Humane Letters
 Janet Sue Echelman, Doctor of Fine Arts
 H. Jack Geiger, Doctor of Public Service
 Marty Granoff, Doctor of Public Service
 Sonia Manzano, Doctor of Fine Arts
 Margot Stern Strom, Doctor of Humane Letters

May 17, 2015

Madeleine K. Albright, Doctor of Laws
 Suzin M. Bartley, Doctor of Public Service
 Joichi Ito, Doctor of Humane Letters
 Michael Jaharis Jr., Doctor of Public Service
 Joseph Neubauer, Doctor of Public Service
 Navanethem Pillay, Doctor of Laws
 Jawole Willa Jo Zollar, Doctor of Fine Arts

May 18, 2014

James Morris Lawson, Jr., Doctor of Public Service
 Jill Lepore, Doctor of Humane Letters
 Haruki Murakami, Doctor of Letters
 Anne-Marie Slaughter, Doctor of Laws
 James A. Stern, Doctor of Business Administration

May 19, 2013

Lois Marie Gibbs, Doctor of Public Service
 Philip J. Lampi, Doctor of Humane Letters
 Raymond R. Sackler, Doctor of Humane Letters
 Ram Kumar Shrestha, Doctor of Science
 Claude M. Steele, Doctor of Humane Letters
 Aso O. Tavitian, Doctor of Public Service

May 20, 2012

Lawrence S. Bacow, Doctor of Humane Letters
 Bonnie L. Bassler, Doctor of Science
 Eric Greitens, Doctor of Humane Letters
 Cecilia Ibeabuchi, Doctor of Public Service
 Farooq Kathwari, Doctor of Public Service

May 22, 2011

Geoffrey Canada, Doctor of Humane Letters
 Thomas R. Frieden, Doctor of Public Service
 Jamaica Kincaid, Doctor of Humane Letters
 Pamela Omidyar, Doctor of Public Service
 Pierre M. Omidyar, Doctor of Public Service
 Robert M. Solow, Doctor of Science
 Charles M. Vest, Doctor of Science

May 23, 2010

Richard Dorsay, Doctor of Public Service
 Sol Gittleman, Doctor of Humane Letters
 Kristina M. Johnson, Doctor of Science
 Ann Hobson Pilot, Doctor of Music
 Gordon S. Wood, Doctor of Humane Letters

May 17, 2009

Deval Patrick, Doctor of Laws
 David W. Burke, Doctor of Humane Letters
 Leslie H. Gelb, Doctor of Laws
 Sister Margaret A. Leonard, LSA, Doctor of Public Service

Patricia Q. Stonesifer, Doctor of Public Service
 Robert A. Weinberg, Doctor of Science

May 18, 2008

Steven S. Manos, Doctor of Business Administration
 Mary Oliver, Doctor of Humane Letters

May 18, 2008, continued

Susan Rodgers, Doctor of Public Service
 Robert S. Schwartz, MD, Doctor of Science
 Meredith Vieira, Doctor of Humane Letters
 Donald E. Wilson, MD, MACP, Doctor of Science

May 20, 2007

Dr. Thomas Jefferson Anderson, Doctor of Music
 Michael R. Bloomberg, Doctor of Public Service
 Lord Alec Broers, Doctor of Science
 Captain Frederick H. Hauck, Doctor of Public Service
 Denise Jefferson, Doctor of Fine Arts
 Thomas C. Schelling, Doctor of Humane Letters

May 21, 2006

William S. Cummings, Doctor of Public Service
 Joseph P. Hoar, USMC (ret.), Doctor of Public Service
 Lynn Margulis, Doctor of Science
 Gloria Elaine White-Hammond, Doctor of Humane Letters

May 22, 2005

Tadatoshi Akiba, Doctor of Humane Letters
 James O. Freedman, Doctor of Humane Letters
 Ann Martin Graybiel, Doctor of Science
 William McChord Hurt, Doctor of Fine Arts
 Kostas Karamanlis, Doctor of Laws

May 23, 2004

Neil A. Armstrong, Doctor of Engineering
 Tracy L. Chapman, Doctor of Fine Arts
 Nathan Gantcher, Doctor of Business Administration
 Walter Isaacson, Doctor of Humane Letters
 Richard G. Lugar, Doctor of Laws
 Walter Eugene Massey, Doctor of Science

May 18, 2003

Margaret Hilary Marshall, Doctor of Laws
 Arthur Mitchell, Doctor of Fine Arts
 Mario J. Molina, Doctor of Science
 Agnes Varis, Doctor of Public Service

May 8, 2003

Daniel J. Doherty, III, Bachelor of Science

May 19, 2002

John DiBiaggio, Doctor of Laws
 Eugene F. Fama, Doctor of Science
 Roderick MacKinnon, Doctor of Science
 William G. Sinkford, Doctor of Humane Letters
 Katherine Haley Will, Doctor of Humane Letters

February 11, 2002

Viktor Orban, Doctor of Laws

May 20, 2001

James Charles Lehrer, Doctor of Humane Letters
 David McCullough, Doctor of Humane Letters
 Helen Hennessy Vendler, Doctor of Humane Letters
 George McGovern, Doctor of Public Service

November 2, 2000

Isaam M. Fares, Doctor of International Public Affairs

May 21, 2000

Merrill M. Goldstein, MD Bachelor of Science
 Betty Friedan, Doctor of Humane Letters
 Henry L. Aaron, Doctor of Public Service
 Ismar Schorsh, Doctor of Religious Education
 Robert D. Hormats, Doctor of Laws

Alumni and Alumnae

School	One Degree	Two Degrees	Three Degrees	Four Degrees	Five or more Degrees
Undergraduate ¹	59,811	5,134	267	13	1
Arts & Sciences	51,184	4,059	190	11	1
Engineering	8,627	1,345	100	3	0
Graduate Arts & Sciences	11,706	2,242	108	3	0
Graduate Engineering	2,968	1,178	97	3	0
Fletcher	7,229	1,054	259	9	1
Friedman SNSP	1,099	461	31	1	0
Dental	7,856	490	15	1	0
Medical	8,374	1,725	88	1	0
Sackler	895	113	15	0	0
Cummings - Veterinary	2,368	205	10	0	0
Honorary ²	232	0	0	0	0

Multiple Degree Holders

	Undergraduate	Graduate	Professional	Honorary	Total ³
Undergraduate	654	3,445	1,585	25	5,410
Arts & Sciences	609	2,370	1,471	23	4,255
Engineering	289	1,093	119	2	1,398
Graduate Arts & Sciences	1,554	872	40	1	2,353
Graduate Engineering	1,111	243	27	0	1,278
Fletcher	332	1,248	16	7	1,323
Friedman SNSP	58	456	11	1	493
Dental	368	138	75	2	504
Medical	1,349	480	131	3	1,813
Sackler	29	93	20	0	128
Cummings - Veterinary	102	123	55	0	215
Honorary	27	13	5	0	36

¹ Undergraduate represents the total number of individuals receiving each respective number of degrees. It eliminates any duplicates between A&S and Engineering.

² Honorary degree holders include only those honorary degrees that were received by distinguished individuals at commencement, not those who received degrees after not completing coursework due to extenuating circumstances.

³ This total represents the total number of degrees awarded, not total number of individuals who have received degrees.

Living Alumni and Alumnae Total Breakdown

	Arts & Sciences	GSAS/ Crane	Engineering	Engineering Graduate	Fletcher	Friendman SNSP
Total Lost	3,600	2,004	276	271	558	32
Total Location Unknown	2,612	397	313	143	652	116
Total All Domestic	48,034	11,261	9,326	3,600	5,427	1,380
Total All Foreign	2,113	595	350	312	2,100	139
Grand Total	56,359	14,257	10,265	4,326	8,737	1,667

	Dental	Medical	Sackler	Cummings - Veterinary	Honorary	Distinct Total*
Total Lost	341	356	35	19	100	7,434
Total Location Unknown	183	392	100	30	4	4,738
Total All Domestic	7,702	9,572	861	2,573	112	94,601
Total All Foreign	293	61	50	52	16	5,863
Grand Total	8,519	10,381	1,046	2,674	232	112,636

* Distinct total represents the number of unique individuals from each state (domestic) or country (foreign) or lost address (lost) or valid email address only (location unknown). It eliminates any duplicates between multiple degree holders across schools.

Alumni Relations at Tufts

The Office of Alumni Relations (OAR) is a department within the University Advancement division at Tufts University. OAR is responsible for keeping Tufts graduates connected to the University throughout their lives, while also helping to secure the financial resources needed each year to support the academic mission of the institution. The programs, activities, events, benefits, services, and volunteer opportunities offered to alumni by OAR bring alumni together, inform them about new and exciting developments within the many areas of the University, support alumni leaders in their volunteer efforts and recognize and honor them for their service to the University and their professional achievements.

There are currently over 100,000 living Tufts alumni. This number includes alumni who hold undergraduate degrees as well as those who received graduate and professional degrees. Upon graduation, every Tufts University graduate automatically becomes a member of Tufts University Alumni Association (TUAA), and is a member for life, free of charge. Tufts Alumni, which celebrated its Sesquicentennial (150th anniversary) in 2010, is governed by the Tufts Alumni Council, a body of over 200 members elected by alumni and representing a broad range of demographics. Through their committees the Council collaborates with the professional staff in the Office of Alumni Relations to develop and implement alumni programs. Programs are offered through 75 regional and international chapters and 25 shared interest groups as well as online. Many programs are also offered on campus to connect current students with alumni, and to foster among them a strong and lasting connection with Tufts before they graduate.

Tufts University stays in touch with alumni by sending Tufts Magazine to all graduates twice annually and through other print and electronic media. Alumni also regularly receive invitations to volunteer, serve, participate in Tufts activities and attend Tufts Alumni events throughout the world.

The Tufts Alumni website, <http://www.tuftsalumni.org/> is the source of information on every facet of alumni programming, including those described briefly below:

The Tufts Online Community features an alumni directory that Tufts alumni can use to search for friends and network with other alumni around the world. The directory is searchable by geographic area, area of employment, and field of study. Alumni can also use the Tufts Online Community to update their contact information, manage their Tufts email forwarding account, and access subscription research databases through the Tufts' libraries. Visit <http://tuftsalumni.org/connect-with-alumni/> to learn more.

The Tufts Career Networking Group on LinkedIn at <https://www.linkedin.com/groups/Tufts-Career-Networking-Group-8280010/about> is a career networking community exclusively for Tufts University students, alumni, faculty, and staff. With more than 6,000 members, this is a forum to share/request career-related information and informational interviews, referrals, and advice across industries and geographic locations.

Alumni Relations at Tufts, Continued

Programs: Homecoming, Alumni Weekend and Reunions, and Tuftonia's Day are held each year on the Medford campus, and a new Young Alumni Festival, bringing alumni from the ten most recent classes to campus was launched in 2011. The Tufts Travel-Learn Program and the Osher Institute for Lifelong Learning provide educational classes and trips for alumni of all ages.

There are currently over 70 regional chapters of TUAA, 43 across the United States and 27 internationally. The regional chapters foster a community for Tufts alumni, parents and friends and may work with other local university alumni groups on special events. Regional chapters are led by alumni volunteers who work closely with the Alumni Relations regional programs team. Typically, there are over 250 social, educational and special events throughout the year. Specific chapter contact information can be found in the Alumni Chapter Directory at <http://www.tuftsalmuni.org/connect-with-alumni/chapters/>. There are also 27 Shared Interest Groups (SIG's) based on profession, major, activity, or background. These volunteer organizations include the Tufts Lawyers Association, Real Estate Network, Black Alumni Association, Gordon Institute Alumni, and LGBT Alumni. More information about joining or starting a SIG can be found at <http://www.tuftsalmuni.org/connect-with-alumni/shared-interest-groups/>.

Recognition: TUAA annually recognizes the achievements and dedication of Tufts alumni for service to Tufts, community, or profession at the annual Alumni Awards event. In addition, each year TUAA acknowledges the leadership of outstanding students at their Senior Awards dinner.

Professional School Alumni:

Graduates of Tufts University's professional, graduate, and undergraduate schools and programs are all members of TUAA. Professional and graduate school alumni should also visit their school or program website for additional alumni resources:

- Boston School of Occupational Therapy: <http://ase.tufts.edu/bsot/alumni.htm>
- Cummings School of Veterinary Medicine: <http://www.tufts.edu/vet/alumni/>
- Eliot-Pearson Department of Child Development: <http://ase.tufts.edu/epcd/alumni.asp>
- Fletcher School of Law and Diplomacy: <http://fletcher.tufts.edu/alumni/>
- The Gerald J. and Dorothy R. Friedman School of Nutrition Science and Policy: <http://nutrition.tufts.edu/alumni/>
- Graduate and Professional Studies: <http://gradstudy.tufts.edu/alumni/>
- Sackler School of Graduate Biomedical Sciences: <http://www.tufts.edu/sackler/alumni/>
- School of Dental Medicine: <http://dental.tufts.edu/alumni/>
- School of Engineering: <http://engineering.tufts.edu/alumni/index.htm>
- School of Medicine: <http://medical.alumni.tufts.edu/>



Class of 1915 reunion, 1940

Acknowledgments

We wish to extend our sincere thanks to everyone who, along with their staff, have helped us to compile the material included in this edition. A special thank you to the Office of Institutional Research & Evaluation's dedicated Research Analysts and Research Assistants; and especially, to those whose names may be inadvertently missed.

Sandra Abramson
 Shelley Adams
 Susan Albright
 Karen Alexander
 Gillian Anzivino
 Michael Baenen
 Karen Bailey
 Monika Bankowski
 Joanne Barnett
 Heather Barry
 Nancy Bauer
 Julie Beach
 Kirsten Behling
 Paul Bergen
 Debra Berlanstein
 Barbara Berman
 Susan Bhole
 W.H. Skip Bigelow
 Mark Brimhall-Vargas
 Barbara Brizuela
 Julia Bruno
 Bryn Gravitt
 Celia Campbell
 Gerard Cedrone
 Diana Chigas
 Erica Colwell
 Lissa Cramer
 Charlotte Croce
 Yvette Dalton-McCoy
 April Davies
 Pamela Dill
 Richard Doolin
 Jillian Dubman
 Carol Duffey
 Sally Dungan
 Kevin Dunn
 Matthew Eisenman
 Taylan Ekici
 Jane Etish-Andrews
 Douglas Ferraro
 Patricia Finger
 Jacqueline Foster
 Michelle Frankfort
 Lisa Freeman
 Janice Gilkes
 Robin Glover
 Amy Goldstein
 Gabriella Goldstein

Joseph Golia
 Mark Gonthier
 Pamela Gratiano
 Lucy Nunn Hahn
 Ariana Hajmiragha
 Helena Han
 Matthew Hast
 Linda Hein
 Sarah Herchel
 Laurie Hurley
 Charlotte Hydrick
 Nancy Ingram
 Lori Ioannone
 Nancy Iovanni
 Betsy Isenstein
 Mrinalini Jaikumar
 Suzanne Kahl
 Lindsey Kelley
 Melissa Kelly
 Lisa Keniston
 Janet Kerle
 Emily Keily
 Yolanda King
 Seth Kornetsky
 Yulia Korovikov
 Kathryn Lange
 Ronald LaRussa
 Betsy Like
 Ledja Lera
 Carmen Lowe
 Kathleen Lowney
 Ann Maderer
 Edward Mahoney
 John Matias
 Christine McCormack
 Gregory McGonigle
 Dorothy Meaney
 Alberto Medina
 Michaela Mellen
 Leila Bhatti-Migliorelli
 Gina Milton
 Shari Moona
 Katrina Moore
 Kat Mor
 Reiko Morris
 Susan Morrison
 Richard Moyer
 Jackie Natale

Melissa Natale
 Linda O'Brien
 Robin Olinsky
 Sean O'Reilly
 Tara Olsen
 Kevin Paquette
 Susan Pasquale
 Karin Pearson
 Sandra Pearson
 Karen Pepper
 Emily Price
 Sean Recroft
 Patricia Reilly
 Nicole Repucci
 Shirley Rice
 Lynne Richards
 James Rollins
 Naomi Rosenberg
 Rock Rottler
 Cynthia Rubino
 Rebecca Russo
 Samuel Ruth
 Edward Saltzman
 Daniel Santamaria
 Sarah Sculley
 Gerard Sheehan
 Momo Shinzawa
 Elizabeth Siegle
 Kelsey Simonson
 Linda Snyder
 Paul Stanton
 Ruben Stern
 Melissa Stevenson
 Elizabeth Storrs
 Nino Testa
 Virginia Thomas
 Karen Townsend
 Gregory Victory
 Janet Walton
 Emerson Wenzel
 Mark Wesley
 Rhiannon Wiley
 Laura Wood
 Judith Woolridge
 Tina Woolston
 Roxana Woudstra
 Ying Ye
 Linell Yugawa

Photo Credits

Page #	Description	Credit
Cover	The Tufts University sign in front of 51 Winthrop St., Medford/Somerville campus, July 7, 2014	Courtesy of Tufts Photography, Copyright 2014 Trustees of Tufts College (Alonso Nichols for Tufts University)
2	Undergraduate students in front of the Jumbo statue, Oct. 12, 2015	Courtesy of Tufts Photography, Copyright 2015 Trustees of Tufts College (Alonso Nichols for Tufts University)
3	School of the Museum of Fine Arts, August 25, 2016	Courtesy of Tufts Photography, Copyright 2016 Trustees of Tufts College (Alonso Nichols for Tufts University)
9	West Hall, 1871	Edwin B. Rollins papers, Digital Collections and Archives, Tufts University
10	Goddard Chapel, 1910	Melville S. Munro papers, Digital Collections and Archives, Tufts University
11	View of the Hill from Stearn's estate, 1875	Edwin B. Rollins papers, Digital Collection and Archives, Tufts University
14	Posner Hall, 1954	Louise Z. Young photographs, Digital Collections and Archives, Tufts University
15	Hall of Flags, Cabot Intercultural Center, 1992	Historical Materials Collection, Digital Collections and Archives, Tufts University
19	Leonard Carmichael, 1953	Historical Materials Collection, Digital Collections and Archives, Tufts University
21	A student walks in to Tisch Library, July 8, 2014	Courtesy of Tufts Photography, Copyright 2014 Trustees of Tufts College (Kelvin Ma for Tufts University)
38	Tufts New England Medical Center Hospital, ca. 1950	Tufts New England Medical Center Planning Office records, Digital Collections and Archives, Tufts University
49	Agnes Varis Student Center at Tufts University Cummings School of Veterinary Medicine, September 2009	Courtesy of Tufts Photography, Copyright 2009 Trustees of Tufts College (Joanie Tobin for Tufts University)
64	Tufts Baseball Team, 1970	Department of Physical Education and Athletics records, Digital Collections and Archives, Tufts University
67	Tufts University School of Dental Medicine, October 14, 2016	Courtesy of Tufts Photography, Copyright 2016 Trustees of Tufts College (Alonso Nichols for Tufts University)
75	Students approaching College Avenue, Fall 2016	Courtesy of Tufts Photography, Copyright 2016 Trustees of Tufts College (Anna Miller for Tufts University)
95	Ginn Library, October 26, 2016	Courtesy of Tufts Photography, Copyright 2016 Trustees of Tufts College (Anna Miller for Tufts University)
108	White Coats for Medical Students in Sackler Hall, January 19, 2016	Courtesy of Tufts Photography, Copyright 2016 Trustees of Tufts College (Kelvin Ma for Tufts University)
115	Harleston Hall dedication on September 23, 2016	Courtesy of Tufts Photography, Copyright 2016 Trustees of Tufts College (Alonso Nichols for Tufts University)
151	CLIC building, November 12, 2016	Courtesy of Tufts Photography, Copyright 2016 Trustees of Tufts College (Paul Rutherford for Tufts University)
154	The new SEC building during a hardhat tour, November 12, 2016	Courtesy of Tufts Photography, Copyright 2016 Trustees of Tufts College (Paul Rutherford for Tufts University)
157	Tousey House, 106 Professors Row, n.d.	Edwin B. Rollins papers, Digital Collections and Archives, Tufts University
169	West Hall in the snow, January 6, 2017	Courtesy of Tufts Photography, Copyright 2017 Trustees of Tufts College (Anna Miller for Tufts University)
179	Daffodils in bloom along the Memorial Steps, April 29, 2016	Courtesy of Tufts Photography, Copyright 2016 Trustees of Tufts College (Alonso Nichols for Tufts University)
188	Class of 1915 reunion, 1940	Historical materials collection, Digital Collections and Archives, Tufts University

Sources

Page	Title	Contact Name	Affiliation
3	History		
5	Selected Highlights of 2016	Karen Bailey	University Relations
9	Aspects of Tufts University History	Lynne Freeman	Institutional Research
19	Presidents	Michael Baenen	President's Office
21	Organization		
23	Trustees	Lisa Keniston	Office of the Trustees
25	Trustee Committees	Lisa Keniston	Office of the Trustees
26	Boards of Advisors	Emily H. Price	Boards of Advisors
32	Administrative Committees		
	Academic Council	Michael Baenen	President's Office
	Provost's Council	Kevin Dunn	Office of the Provost
	Administrative Council	Pamela Dill for Patricia Campbell	Office of the Executive VP
	Risk and Compliance	Seth Kornetsky and Pamela Dill	Audit & Advisory Services
	Diversity and Inclusion Leadership Council (DILC)	Mark Brimhall-Vargas	Office of the Provost
	Diversity and Inclusion Working Group (DIWG)	Mark Brimhall-Vargas	Office of the Provost
	Research and Graduate Programs Council	Helena Han	Office of the Vice Provost
	Graduate and Professional Student Admissions Recruitment Committee (GAPSARC)	Yvette Dalton-McCoy	Office of the Provost
	IT Steering Committee and Subcommittees	Ronald LaRussa	Tufts Technology Services
	Retirement Investment Advisory Committee	Pamela Dill for Patricia Campbell	Office of the Executive VP
	Student Information System Steering Committee	Ronald LaRussa	Tufts Technology Services
	IT Steering Committee for Educational Technology in the Health Sciences	Paul Bergen	Technology for Learning - Health Sciences
	Tufts Shared Services (TSS)	Gina Milton	Office of the Executive VP
	University Library Council (ULC)	Kevin Dunn	Office of the Provost
	University-Wide Committee on Teaching and Faculty Development (UCTFD)	Katrina Noyes	Office of the Provost
36	Administrative Organization		
	Officers of the Corporation	Lisa Keniston for Paul Tringale	Office of the Trustees
	School of Arts and Sciences	Erica Colwell and Nancy Bauer	Arts and Sciences
	School of Engineering	Kat Mor	Engineering
	Undergraduate Studies and Academic Advising, Student Affairs, and Student Services	Paul Stanton	Student Services
	Undergraduate Admissions & Enroll. Management	Shirley Rice	Admissions- AS&E
	Tisch College of Civic Life	Alberto Medina	Tisch College
	The Fletcher School of Law and Diplomacy	Gerard Sheehan	Fletcher
	Gerald J. and Dorothy R. Friedman SNSP	Virginia Thomas	Friedman
	School of Dental Medicine	Monika Bankowski	Dental
	Cummings School of Veterinary Medicine	Susan Pasquale	Cummings
	School of Medicine	Judith Woolridge	Medical
	Sackler School of Graduate Biomedical Sciences	Kathryn Lange	Sackler
	Jean Mayer USDA Human Nutrition Research Center on Aging at Tufts	Mark Wesley	HNRCA
39	Central University Administration		
	Office of the President	Michael Baenen	President's Office
	University Advancement	Nancy Ingram	Office of the Vice President
	Office of the Provost and Senior VP	Celia Campbell	Office of the Provost
	Office of the Vice Provost	Celia Campbell	Office of the Vice Provost
	Office of Institutional Research and Evaluation	Dawn Terkla	Institutional Research
	Office of the Executive Vice President	Pamela Dill for Patricia Campbell	Office of the Executive VP
	Finance	Lynne Richards for Thomas McGurty	Finance
	Investment Office	Sally Dungan	Investment Office
	Human Resources	Jacqueline Foster	Human Resources
	Operations	Linda Snyder	Office of VP Operations
	Audit and Management Advisory Services	Seth Kornetsky	Audit & Advisory Serv.
	Tufts Support Services	Dick Doolin	Tufts Support Services
	Tufts Technology Services (TTS)	Lucy Hahn for David Kahle	Tufts Technology Services
	University Libraries	Laura Wood	Tisch Library
	University Relations	Susan Bhole for Mary Jeka	University Relations

Sources, Continued

Page	Title	Contact Name	Affiliation
41	Department Chairs and Program Chairs		
	Arts and Sciences	Jillian Dubman	Arts and Sciences
	Engineering	Jillian Dubman	Engineering
	Friedman School of Nutrition Science and Policy	Edward Saltzman	Friedman
	Sackler School of Graduate Biomedical Sciences	Kathryn Lange	Sackler
	School of Dental Medicine	Monika Bankowski	Dental
	School of Medicine	Kathleen Lowney	Medical
	Cummings School of Veterinary Medicine	Susan Pasquale	Cummings
43	Faculty Committees		
	Arts, Sciences and Engineering Bylaw Committees	Jillian Dubman	Office of the Provost
	Liberal Arts and Jackson Bylaw Committees	Jillian Dubman	Office of the Provost
	Engineering Bylaw Committees	Jillian Dubman	Engineering
	Engineering Non-Bylaw Committees	Jillian Dubman	Engineering
	Graduate School of Arts and Sciences	Jillian Dubman	Arts and Sciences
	Arts and Sciences Non-Bylaw Committees	Jillian Dubman	Arts and Sciences
	Graduate School of Arts and Sciences Non-Bylaw	Jillian Dubman	Arts and Sciences
	Trustees Committees	Jillian Dubman	Office of the Trustees
	Mandated Committees	Helena Han	Office of the Provost
	University-Wide Committees	Helena Han	Office of the Provost
	Gifts of Art Committee	Nancy Bauer	Office of the Provost
	The Fletcher School Bylaw Committees	Gerard Sheehan	Fletcher
	The Fletcher School Non-Bylaw Committees	Gerard Sheehan	Fletcher
	Friedman School of Nutrition Science and Policy	Virginia Thomas	Friedman
	School of Dental Medicine	Monika Bankowski	Dental
	School of Medicine	Judith Woolridge	Medical
	Sackler School of Graduate Biomedical Sciences	Kathryn Lange	Sackler
	Cummings School of Veterinary Medicine	Susan Pasquale	Cummings
	Tisch College of Civic Life	Alberto Medina	Tisch College
46	Student Government		
	Undergraduate Students (AS&E)	Joseph Golia	Office for Campus Life
	GSAS and SOE (Graduate)	Ariana Hajmiragha	Office of the Dean of GSAS
	The Fletcher School of Law and Diplomacy	Gerard Sheehan	Fletcher
	Friedman School of Nutrition Science and Policy	Lori Ioannone	Friedman
	School of Dental Medicine	Karen Alexander	Dental
	School of Medicine	Janet Kerle	Medical
	School of Medicine - Public Health and Professional Degree Programs	Robin Glover	Public Health & Community Medicine
	Sackler School of Graduate Biomedical Sciences	Kathryn Lange	Sackler
	Cummings School of Veterinary Medicine	Barbara Berman	Cummings
49	Academic Programs & Activities		
51	Degree Programs and Colleges		
	School of Arts and Sciences	Nancy Bauer	Arts and Sciences
	Graduate School of Arts and Sciences	Sarah Herchel	GSAS
	School of Engineering	Kat Mor	Engineering
	Tufts Gordon Institute	Kat Mor	Engineering
	The Fletcher School of Law and Diplomacy	Gerard Sheehan	Fletcher
	Gerald J. and Dorothy R. Friedman SNSP	Matthew Hast	Friedman
	Sackler School of Graduate Biomedical Sciences	Kathryn Lange	Sackler
	School of Dental Medicine	Gillian Anzivino	Dental
	School of Medicine	Ann Maderer for Scott Epstein	Medical
	Cummings School of Veterinary Medicine	Susan Pasquale	Cummings
	Experimental College	Amy Goldstein	Experimental College
		Tisch College of Citizenship & Public Service	Alberto Medina
55	Continuing Education Programs		
	Tufts Summer Session	Sean Recroft	Tufts Summer Session
	Dental Medicine Professional Continuing Ed.	Samuel Ruth	Dental CE
	School of Medicine Professional Continuing Ed.	Karin Pearson	Medical CE
	Cummings School Professional Continuing Ed.	Susan Pasquale	Cummings
57	Other Educational Programs		
	European Center	Gabriella Goldstein	European Center
	Institute for Global Leadership (IGL)	Heather Barry	IGL

Sources, Continued

Page	Title	Contact Name	Affiliation
58	Student Resources		
	Academic Resource Center	Robin Olinsky	Office of Dean - Ugrad. Ed.
	Student Accessibility Services	Kirsten Behling	Office of Dean - Ugrad. Ed.
	Career Center	Gregory Victory	Career Center
	Technology Support Center	Sean O'Reilly	Tufts Technology Services
59	Religious, Cultural, and Special Interest Programs		
	Religious Organizations	Gregory McGonigle	Chaplain's Office
	Tufts University Art Gallery	Lissa Cramer	Art Gallery
	The Balch Arena Theater	Joanne Barnett	Balch Arena Theater
	The Africana Center	Katrina Moore	Africana Center
	Asian American Center	Linell Yugawa	Asian American Center
	The International Center	Jane Etish-Andrews	International Center
	The Latino Center	Ruben Salinas Stern	Latino Center
	LGBT Center	Nino Testa	LGBT Center
	Women's Center	Brynn Gravitt	Women's Center
64	Athletics		
	Varsity Intercollegiate Athletics	Nancy Iovanni	Athletics
	Intramural Sports	Nancy Iovanni	Athletics
	Club Sports- Tier I & Tier II	Nancy Iovanni	Athletics
67	Research and Education Centers		
69	Arts and Sciences	N. Bauer and B. Brizuela	Arts & Sciences
70	School of Engineering	Kat Mor	Engineering
70	School of Dental Medicine	Ledja Lera	Dental
71	School of Medicine	Naomi Rosenberg	Medical
71	Tufts Medical Center	Naomi Rosenberg	Medical
72	Friedman School of Nutrition Science and Policy	Virginia Thomas	Friedman
73	The Fletcher School of Law and Diplomacy	Gerard Sheehan	Fletcher
73	Cummings School of Veterinary Medicine	Susan Pasquale	Cummings
73	Tisch College of Citizenship & Public Service	Alberto Medina	Tisch College
74	Distinctive University-Wide Programs	Julia Bruno	Office of the Provost
75	Students		
77	Scholastic Aptitude Test Scores of Entering Class	Yulia Korovikov	Ugrad Admissions- AS&E
78,81	Undergraduate Admissions Statistics & Characteristics	Yulia Korovikov	Ugrad Admissions- AS&E
79,82	Admissions Statistics and Characteristics of Graduate & Professional Schools		
	GSAS and SOE (Graduate)	Roxana Woudstra	Graduate Admissions-AS&E
	The Fletcher School of Law and Diplomacy	Laurie Hurley	Fletcher Student Services
	Friedman School of Nutrition Science and Policy	Richard Moyer	Friedman
	School of Dental Medicine	Monika Bankowski	Admissions- Dental
	School of Med. and Public Health and Prof. Degrees	John Matias and Janice Gilkes	Admissions- Medical/PHPD
	Sackler School of Graduate Biomedical Sciences	Elizabeth Storrs	Sackler
	Cummings School of Veterinary Medicine	Patricia Finger	Cummings Student Services
84,85	Student Enrollment (Full-Time & Part-Time)	Jessica Sharkness	Institutional Research
86	Undergraduate Student FT/PT Enrollment by Class	Jessica Sharkness	Institutional Research
87,89	Degree-seeking Students by Race/Ethnicity and Gender	Jessica Sharkness	Institutional Research
91	Geographic Distribution of Students by State	Jessica Sharkness	Institutional Research
93	International Students by Country		
	Arts, Sciences and Engineering (grad. & undergrad.)	Shari Moona	International Office
	The Fletcher School of Law and Diplomacy	Reiko Morris	Fletcher Student Services
	School of Dental Medicine	Kelsey Simonson	Dental
	School of Medicine	C. Croce & J. Gilkes	Medical (MD)
	Sackler School of Graduate Biomedical Sciences	Elizabeth Storrs	Sackler
	Other	Shari Moona	International Office
96	Internat'l Students in Summer English Language Program	Elizabeth Siegle	Conference Bureau
97	Summer Session Enrollment		
	AS&E, GSAS & SOE (Graduate), Visiting Students	Sean Recroft	Tufts Summer Session
	Friedman School of Nutrition Science and Policy	Michelle Frankfort	Friedman
97	Student-Faculty Ratio	Lynne Freeman	Institutional Research

Sources, Continued

Page	Title	Contact Name	Affiliation
98	Tuition Rates		
	Undergraduate Arts, Sciences and Engineering	Anthony Luongo	Arts and Sciences
	Graduate School, Arts, Sciences and Engineering	Anthony Luongo	Arts and Sciences
	The Fletcher School of Law and Diplomacy	Laurie Hurley	Fletcher
	Friedman School of Nutrition Science and Policy	Michelle Frankfort	Friedman
	School of Dental Medicine	Sandra Pearson	Admissions- Dental
	School of Medicine	Tara Olsen	Financial Aid- Medical
	Sackler School of Graduate Biomedical Sciences	Elizabeth Storrs	Sackler
	Cummings School of Veterinary Medicine	Barbara Berman	Cummings
99	Undergraduate Charges Relative to Comparison	Lynne Freeman	Institutional Research
99	Need-based Aid from Tufts (Income and Awards)	Patricia Reilly	Student Financial Services
100	Student Financial Aid		
	Undergraduate Arts, Sciences and Engineering	Patricia Reilly	Student Financial Services
	GSAS & SOE (Graduate)	Tony Luongo and Ying Ye	Finance-Engineering
	School of Dental Medicine	Sandra Pearson	Student Services-Dental
	School of Medicine/Sackler	Tara Olsen	Financial Aid- Medical
	Cummings School of Veterinary Medicine	Barbara Berman	Cummings
	The Fletcher School of Law and Diplomacy	James Rollins	Academic Support-Fletcher
	Friedman School of Nutrition Science and Policy	Michelle Frankfort	Friedman
101	Undergraduate Financial Aid Selected Statistics	Patricia Reilly	Student Financial Services
103	Historical Graduation and Retention Rates	Jessica Sharkness	Institutional Research
104	Graduating Seniors by Major	Jessica Sharkness	Institutional Research
106	Graduate Degrees Granted by School and Subject,	Jessica Sharkness	Institutional Research
108	Graduate Degrees Granted by School Totals	Jessica Sharkness	Institutional Research
109	Certificate Degrees Granted	Jessica Sharkness	Institutional Research
110	Degrees granted by School	Jessica Sharkness	Institutional Research
112	Dual Degrees Granted	Jessica Sharkness	Institutional Research
113	Summary of Degrees Granted	Jessica Sharkness	Institutional Research
115	University Staff		
117-121	Paid Personnel	Jessica Sharkness/ Douglas Ferraro	Institutional Research/ Human Resources
123	All Persons Holding Paid Faculty Appointments	Jessica Sharkness/ Douglas Ferraro	Institutional Research/ Human Resources
126	Titles of Persons Holding Faculty Appointments Paid or Unpaid		
	School of Arts and Sciences	Melissa Kelly	Arts and Sciences
	School of Engineering	Kat Mor	Engineering
	The Fletcher School of Law and Diplomacy	James Rollins	Fletcher
	Friedman School of Nutrition Science and Policy	Virginia Thomas	Friedman
	School of Medicine	Linda Hein	Medical
	School of Dental Medicine	Monika Bankowski	Dental
	Cummings School of Veterinary Medicine	Susan Pasquale	Cummings
139	Faculty by Rank and Tenure Status	Jessica Sharkness	Institutional Research
142	Average Full-Time Faculty Salary	Dawn G. Terkla	Institutional Research
143	International Faculty and Scholars by Country		
	School of Dental Medicine	Sarah Sculley	International Affairs Office
	School of Medicine	Sarah Sculley	International Affairs Office
	Affiliated Hospitals	Sarah Sculley	International Affairs Office
	All other schools	Shari Moona	International Office – A&S
145	Holders of Endowed and Term Professorships	Melissa Stevenson and Jackie Natale	Office of the Provost/UA Communications & Donor Rel
151	Facilities		
153	Construction Update	Taylan Ekici	Facilities
155	Residential Housing		
	Undergraduate Student Housing	Matthew Eisenman	Student Services
	Graduate Student Housing-Medical	John Matias	Student Affairs-Medical
156	Special Programs in Residence	Yolanda King	Residential Life

Sources, Continued

Page	Title	Contact Name	Affiliation
157	Classrooms – by Building and Usage		
	Medford Campus	Nicole Reppucci	Arts and Sciences
	Boston Campus-Dental	Gerard Cedrone	Academic Services
	Medford Campus-Fletcher	Shelley Adams	Fletcher
	Boston Campus-Friedman SNSP	Matthew Hast	Friedman
	Grafton Campus	W.H. Skip Bigelow	Grafton Facilities
160	Total Areas by Room Type	Melissa Natale	Facilities
161	Energy Emissions		
	Tufts University Greenhouse Gas Emissions	Tina Woolston	Office of Sustainability
	Tufts University Solid Waste Data	Betsy Isenstein	Facilities
161	Buildings and Square Footage by Campus	Melissa Natale	Facilities
162	Libraries – Descriptions		
	The Tisch Library	Dorothy Meaney	Tisch Library
	Edwin Ginn Library	Cynthia Rubino	Fletcher
	The Hirsh Health Sciences Library	Debra Berlanstein	Sackler
	Webster Family Library of Veterinary Medicine	Betsy Like	Cummings
	Digital Collections and Archives (DCA)	Daniel Santamaria	Digital Collections & Arch.
165	Library Collections		
	The Tisch Library	Dorothy Meaney	Tisch Library
	Edwin Ginn Library	Cynthia Rubino	Fletcher
	Hirsh Health Sciences Library	Debra Berlanstein	Sackler
	Webster Family Veterinary Library	Betsy Like	Cummings
166	Library Statistics		
	The Tisch Library	Dorothy Meaney	Tisch Library
	Edwin Ginn Library	Cynthia Rubino	Fletcher
	Hirsh Health Sciences Library	Debra Berlanstein	Sackler
	Webster Family Veterinary Library	Betsy Like	Cummings
	Digital Collections & Archives	Daniel Santamaria	Tisch Library
167	Library Expenditures		
	The Tisch Library	Dorothy Meaney	Tisch Library
	Edwin Ginn Library	Cynthia Rubino	Fletcher
	Hirsh Health Sciences Library	Debra Berlanstein	Sackler
	Webster Family Veterinary Library	Betsy Like	Cummings
	Digital Collections & Archives	Daniel Santamaria	Tisch Library
169	Finance		
171	Operating Budgets – By School	Rock Rottler	Finance and Planning
172	Endowment and Funds Functioning as Endowment	Karen Pepper	Finance and Planning
173	Additions to and Deductions from Endowment	Karen Pepper	Finance and Planning
173	Endowment Summary	Karen Pepper	Finance and Planning
174	Private Contributions and Grants	Karen Pepper and Julie Beach	Finance and Planning/Advancement
175	Sponsored Research	Susan Morrison	Sponsored Accounting
179	Tufts in Context		
180	Accreditation	Dawn Terkla	Institutional Research
182	Medal Recipients		
	Hosea Ballou Medal	Jackie Natale	Office of the President
	Dean's Medal (Fletcher)	Lindsey Kelley	Fletcher
	Dean's Medal (A&S)	Jackie Natale	UA-Communications & Donor Rel
	Dean's Medal (EN)	Jackie Natale	UA-Communications & Donor Rel
	Provost's Medal	Jackie Natale	UA-Communications & Donor Rel
	Presidential Medal	Jackie Natale	UA-Communications & Donor Rel
184	Honorary Degrees Awarded	Suzanne Kahl	Trustees Office
186	Alumni and Alumnae with Multiple Degrees	Julie Beach	Advancement
187	Living Alumni and Alumnae Breakdown	Julie Beach	Advancement
187	Alumni Relations at Tufts	Mrinalini Jaikumar	Alumni Relations