

Agriculture-Nutrition Symposium, Nepal

Approaches for Improving Food and Nutrition Security: Vision of Agriculture Development Strategy, Nepal

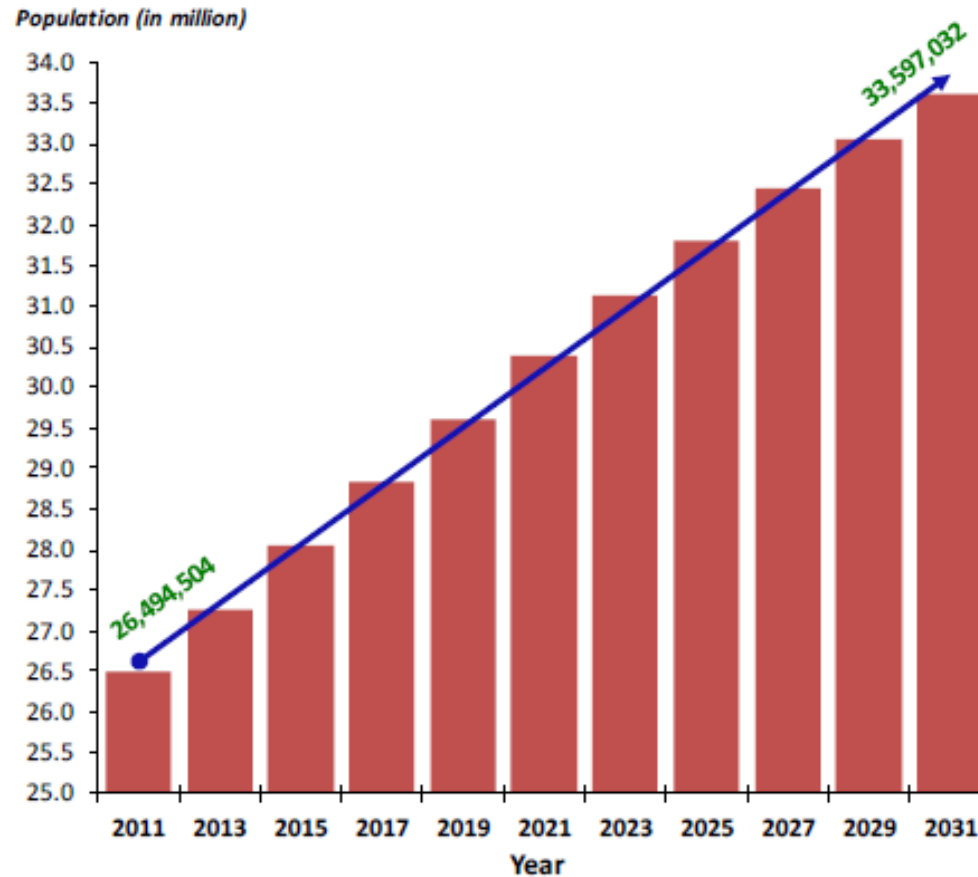
Y B Thapa
(Nepal Agri Econ Society)

Kathmandu, July 19, 2016

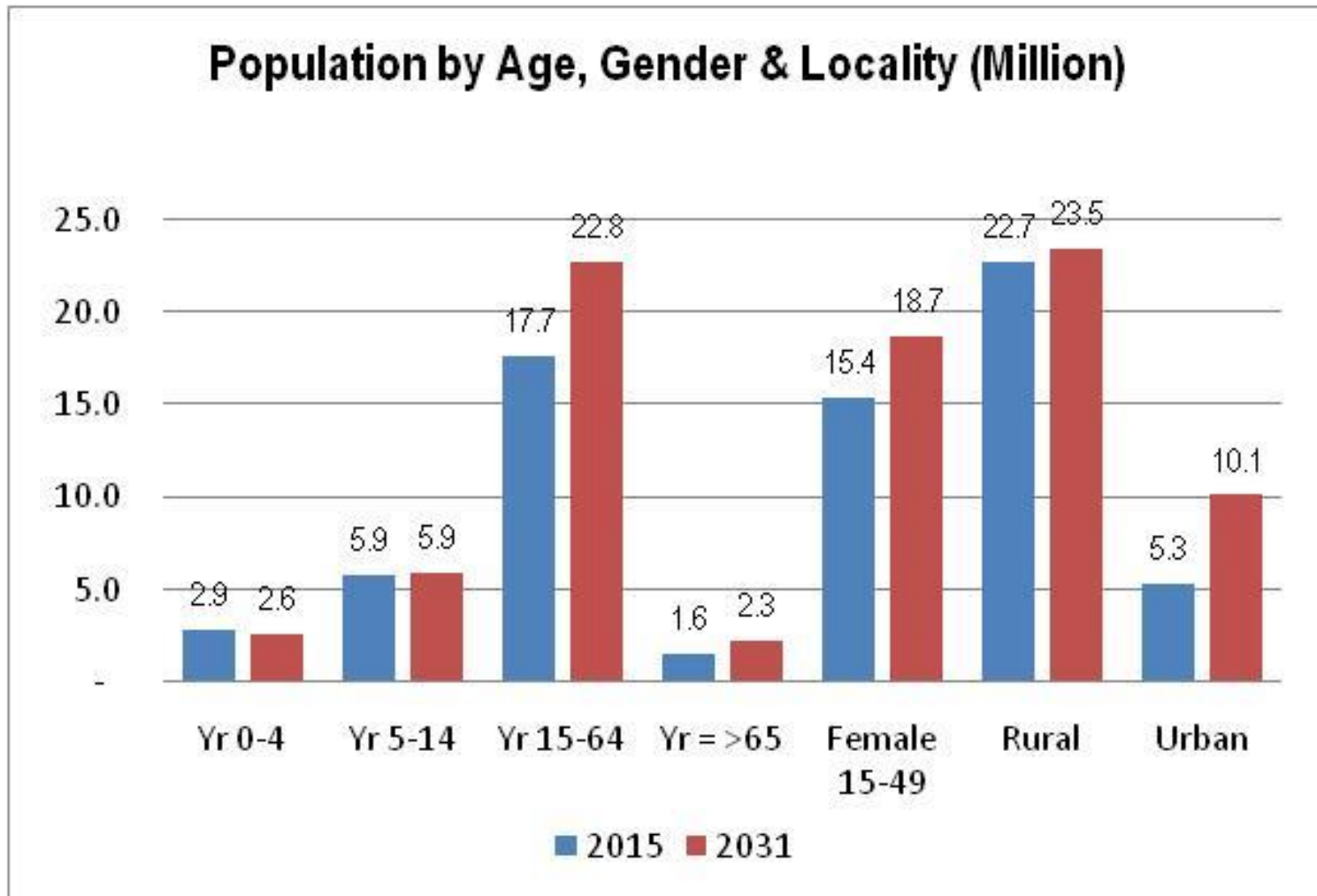
Story line for FNS in ADS

- Demography
- Approaches to FNS
- ADS components related to FNS dimensions
- Priority outputs, and value chains
- Priority inputs
- Cost, returns to inputs, and justice to people
- Legislations

Population Projections (Medium Variant)



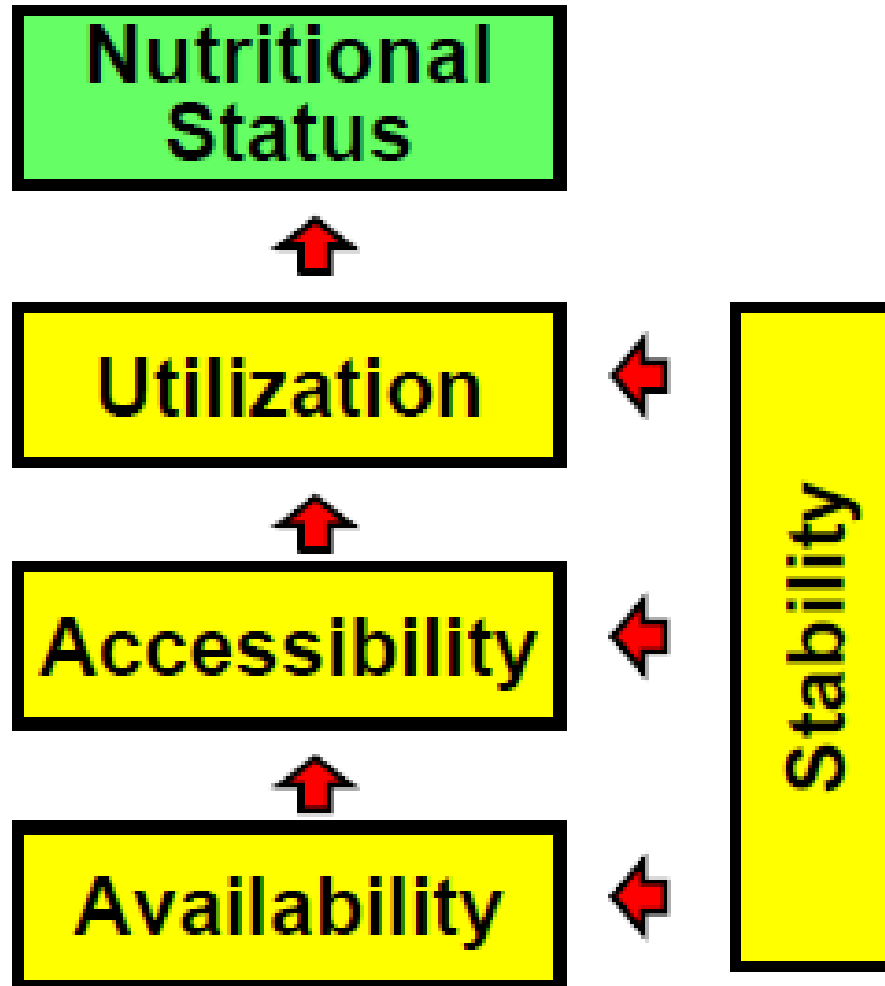
Population Structure from Lifecycle and GESI Lenses (Med Variant)



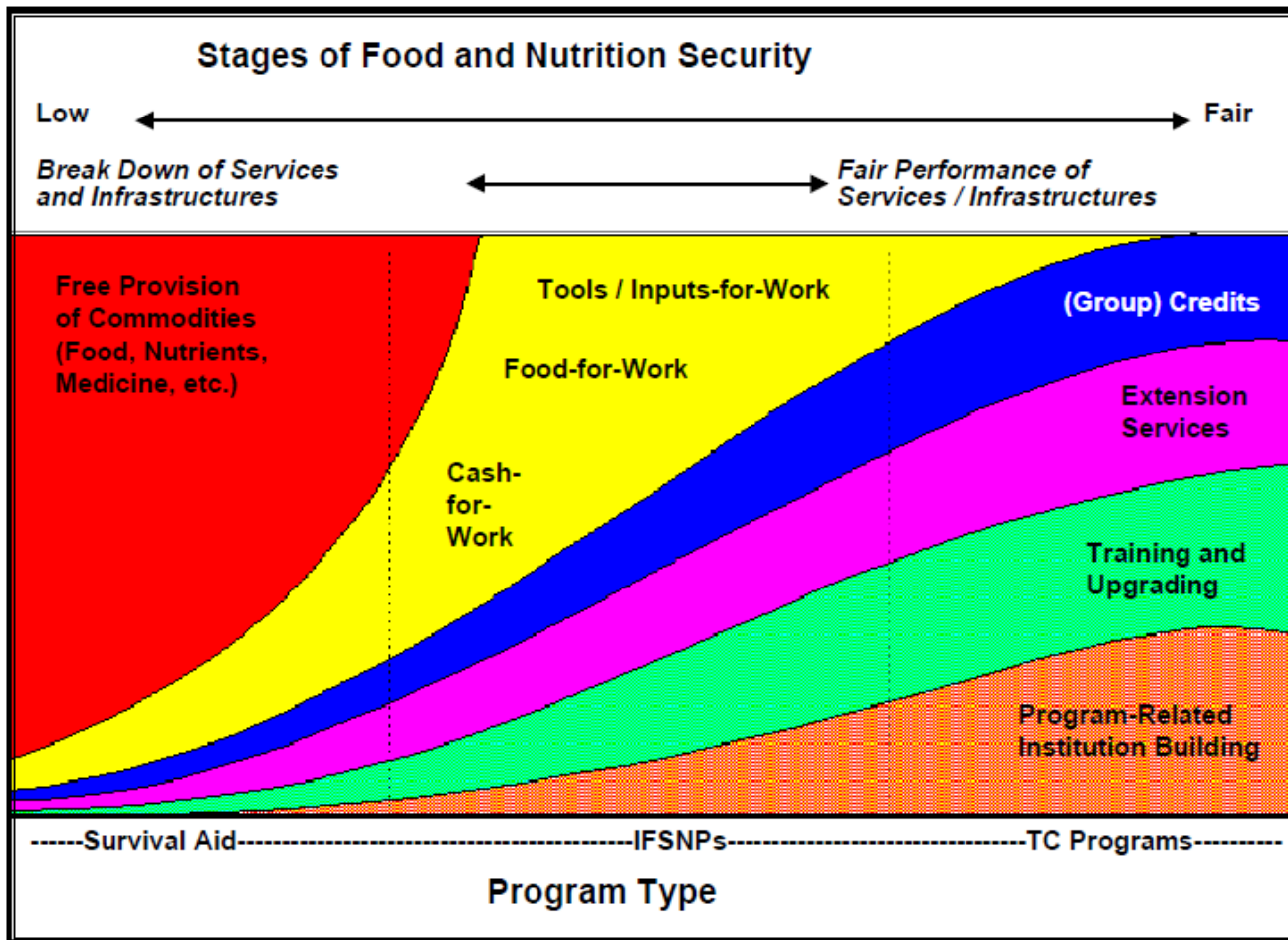
Approaches to FNS

- Sector approach
- Area-based approach
- Rights-based approach
- Food Systems Approach
- Integrated Approach
 - Ecosystem approach
 - Landscape approach
 - Value chain approach
 - Territorial approach

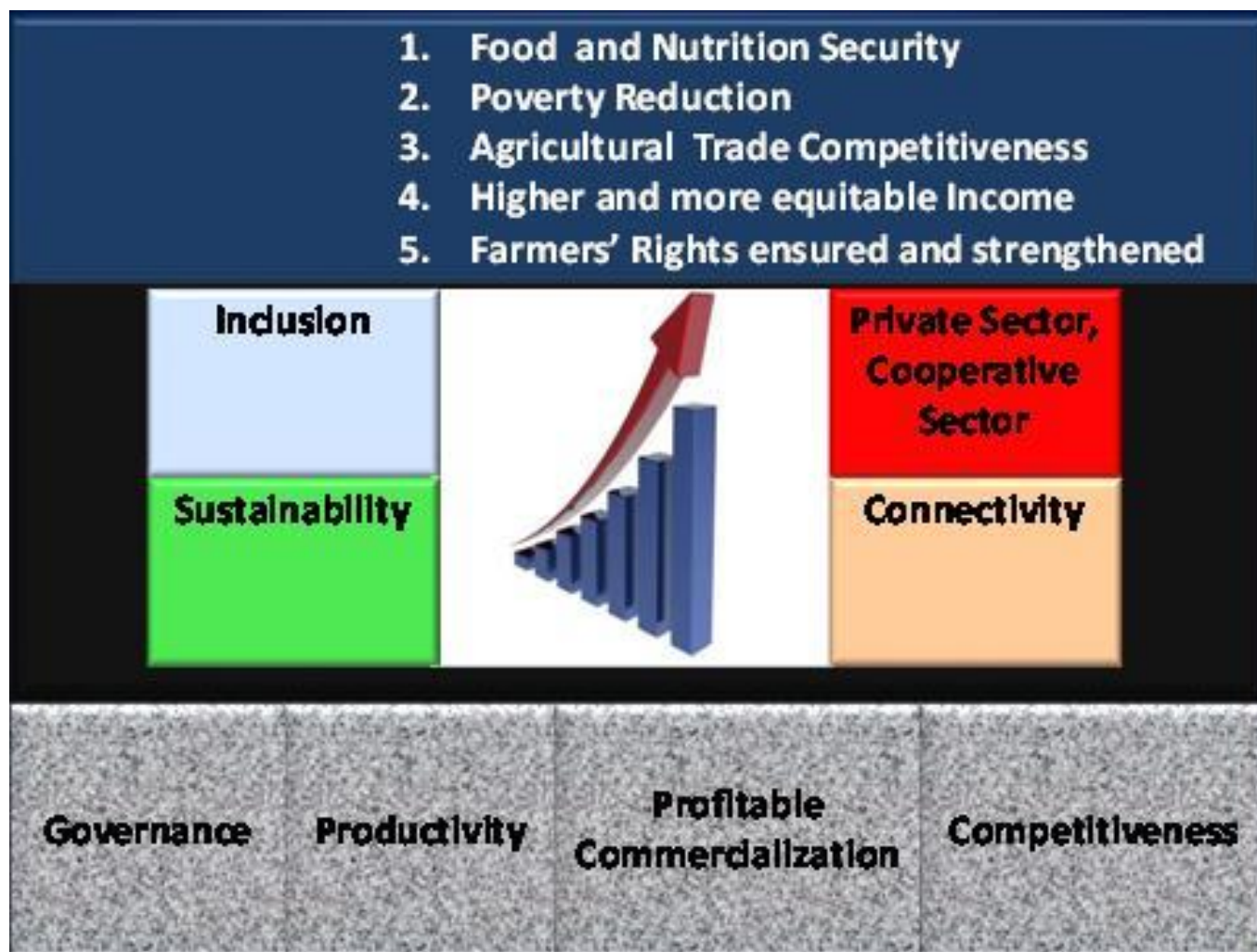
FNS Dimensions



Significance of Implementation of Tools at Meso Level in Different Stages of FNS



Strategic Framework of the ADS



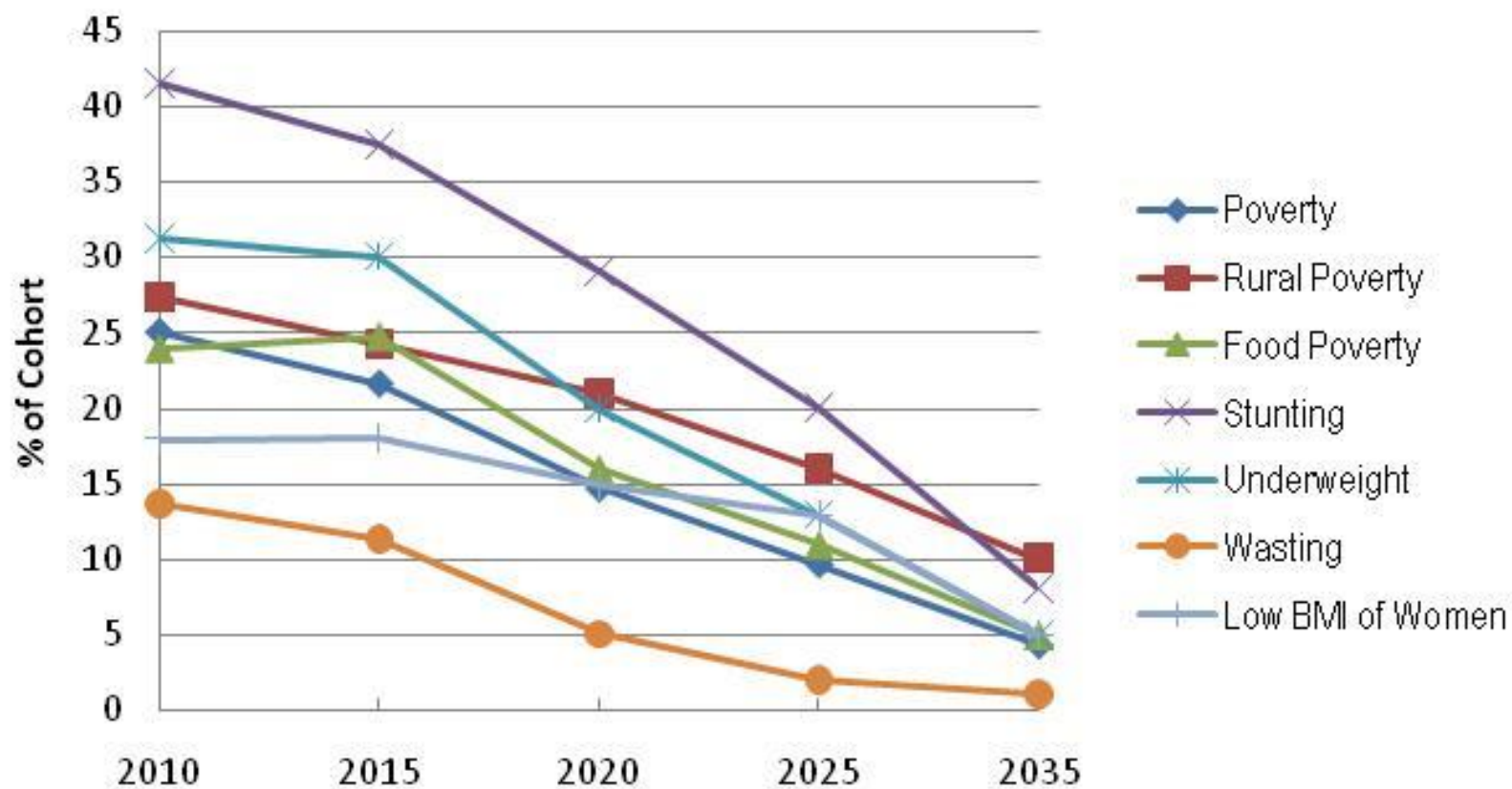
ADS Vision Components

- Self reliance
- Sustainable
- Competitive
- Inclusive
- Growth
- Livelihood
- Food and Nutrition Security

ADS_FNS Triangulation

ADS Components	FNS Dimentions				
	1	2	3	4	5
1					
2					
3					
4					
5					
6					
7					
8					
Total					

FNSP Targets in ADS: Bench Marks in 2010 & 2015



ADS Programs

- i. **CORE:** Implemented mostly through existing agencies already in place at the ministry/depts
- ii. ***Flagships:**
 - i. **DESTEP:** Decentralized Extn, Technology & Edn Program;
 - ii. **FANUSEP:** Food & Nutrition Security Program;
 - iii. **INAGEP:** Innovation & Agro-Enterprise Program;
 - iv. **VADEP:** Value Chain Development Program
- iii. **Other Programs:** related to other specific value chains; to be phased or included in Flagship/Core Programs.

Flagship Programs

DESTEP, *FANUSEP, NAGEP, VADEP

- Require different management structure in view of the innovative and multisector nature of their activities.
- Over time, the ADS will include only two programs (Flagship and Core).
-

*FANUSEP will consist of three Subprograms:

- Nepal Food Security Project (NAFSP)/GAFSP_WB;
- Food & Nutrition Security Action Plan (FNSP)/FAO;
- FNSP info systems like NeKSAP/WFP_EU extended to DHS, NLSS, and others.
 - Aligned with the Multisector Nutrition Plan (MSNP)
- Commonality:
 - to target the poor, disadvantaged groups, geographically disadvantaged areas, pregnant and lactating women farmers, children (i.e., GESI & Life cycle).
 - to improve productivity, livelihoods, and nutritional practices of targeted beneficiaries

Rank of Value Chain and Criteria

Commodity/Product	Rank
Maize	1
Dairy	2
Vegetable	3
Tea	4
Lentil	5
Rice	6
Goat	7
Poultry	8
Potato	9
Wheat	10
Ginger	11
Cardamom	12
Oilseeds	13
Coffee	14
Lowland Fish	15

Value Chain Criteria

Overall criteria category (weight)	Sub-criteria (weight)
Poverty reduction potential (18)	<ul style="list-style-type: none"> • Significant number of households involved in sector (6) • Poverty incidence of target group in the sector (6) • Impact on disadvantaged areas (6)
Growth potential (12)	<ul style="list-style-type: none"> • Growth potential in next 5-10 years (6) • Potential for target group growth (income/employment) (6)
Intervention potential/feasibility (15)	<ul style="list-style-type: none"> • Measurability of impact (3) • Availability of scale agents with high leverage potential (3) • Potential for crowding in (concentration) of market players (3) • Current status of required infrastructure (road, storage, etc.) (3) • Feasibility with given resources and capacities (3)
Other cross-cutting priorities (18)	<ul style="list-style-type: none"> • Consistency with government priorities (3) • Impact on balance of trade (3) • Opportunities for inclusive development (3) • Explicit opportunities for addressing gender inequity (3) • Opportunities for positive impact on the environment (3) • Geographical spread of sub-sector regionally/nationally (3)
Total (63)	Total (63)

Priority Inputs: Severity of Gaps, and Rates of Return?

- Land use classification and policy
- Irrigation: YRIF, expansion
- Seeds
- Fertilizer
- Mechanization
- Post-harvest handling
- Market structure, conduct and performance

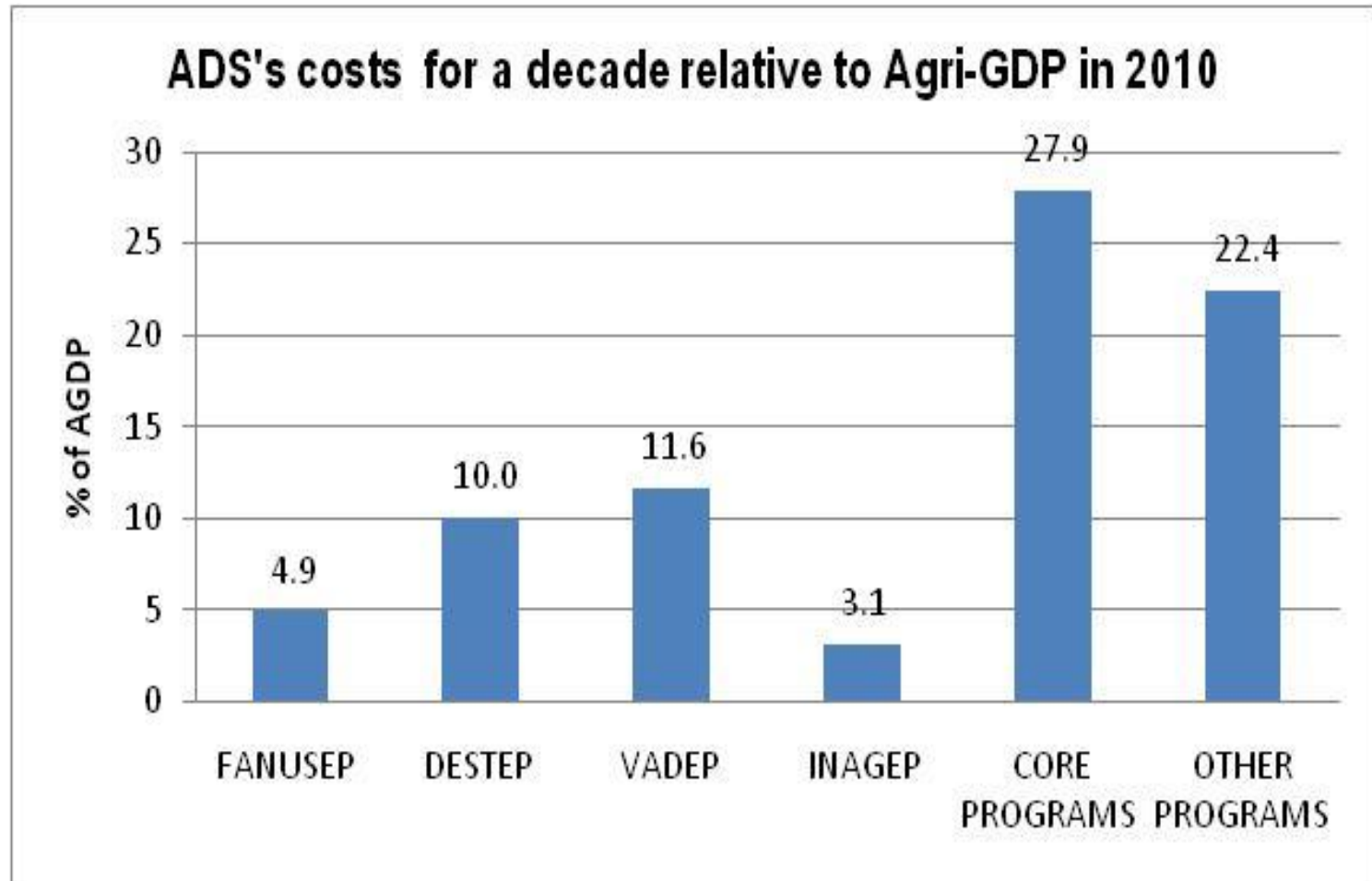
ADS Costs

- Costs to implement ADS Action Plan for the first 10 years (2014-2023) are \$5,282mn (Rs 501.8 bn) (in 2010 prices).
- Capacity, Efficiency, and Equity ?

ADS Cost ratios for decade

	Units	Values
AGDP in 2010	Bn \$	6.6
ADS cost in 2010 for a decade	Bn \$	5.3
	%	79.8
Farm holdings in 2011	Mn nos	3.8
	\$/ Farm holding/year	137.9
Farm holdings area in 2011	Mn ha	2.5
	\$/ ha/year	209.1

* Sum 4-Flagships' cost share = 29.6%



legislative aspects corresponding to social, and agri. value-chain ladder

1. Constitution 2072 : Rights to Food and Food Sovereignty Principles
2. Rights to Food and Nutrition Security Act
3. Farmers' Commission
4. Federalism , agricultural issues, and Jurisdictions
5. Environmental Assessment
6. Land Classification and Use Policy and Enforcements
7. Water Supply (Irrigation and Domestic)
8. R & Development, and Seeds
9. Fertilizers/ Feeds, Pesticides, and Organic Farming
10. Finance (Credit & Interest Rates), and Insurance
11. Agri-production (GAP, GVP, GMP, etc)
12. Marketing (Agro-processing, Cold Storage, Transportation and Pricing), & APMMC Model Act
13. Food standard (Codex, OIE, SPS, etc), and Accreditation
14. Local Development and Governance
15. Cooperative Institutions, and
16. Commerce, and International Trade

Thank you